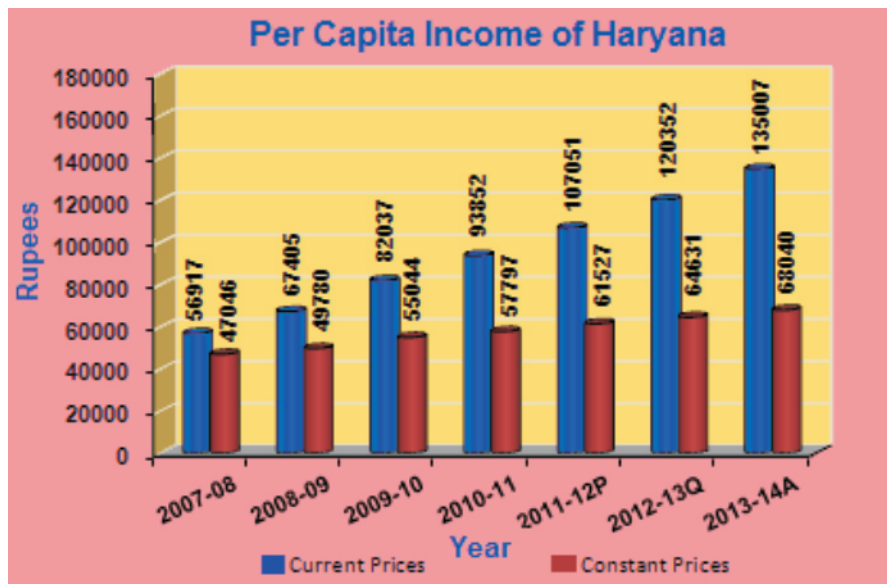




GOVERNMENT OF HARYANA

# ECONOMIC SURVEY OF HARYANA 2013-2014



*Issued By :*  
**DEPARTMENT OF ECONOMIC AND STATISTICAL ANALYSIS  
HARYANA  
2014**



**GOVERNMENT OF HARYANA**

# **Economic Survey of Haryana 2013-14**

**Issued By:**  
**DEPARTMENT OF ECONOMIC AND STATISTICAL ANALYSIS, HARYANA**  
**YOJANA BHAWAN, SECTOR – 4, PANCHKULA**  
**2014**

# CONTENTS

<b>CHAPTER</b>	<b>TITLE</b>	<b>PAGE(S)</b>
	<b>HARYANA AT A GLANCE</b>	<b>(i-v)</b>
<b>CHAPTER-1</b>	<b>HARYANA ECONOMY &amp; PROSPECTS</b>	<b>1-4</b>
<b>CHAPTER-2</b>	<b>PUBLIC FINANCE, BANKING &amp; CREDIT</b>	<b>5-22</b>
<b>CHAPTER-3</b>	<b>PRICES AND FOOD &amp; SUPPLIES</b>	<b>23-28</b>
<b>CHAPTER-4</b>	<b>AGRCULTURE &amp; ALLIED SECTOR</b>	<b>29-45</b>
<b>CHAPTER-5</b>	<b>INDUSTRY SECTOR</b>	<b>46-53</b>
<b>CHAPTER-6</b>	<b>SERVICES SECTOR</b>	<b>54-56</b>
<b>CHAPTER-7</b>	<b>ENERGY, INFRASTRUCTURE, TRANSPORT &amp; STORAGE</b>	<b>57-74</b>
<b>CHAPTER-8</b>	<b>SOCIAL SECTOR</b>	<b>75-129</b>
<b>CHAPTER-9</b>	<b>PLAN STRATEGY &amp; REVIEW</b>	<b>130-134</b>
<b>ANNEXURES</b>		<b>135-145</b>

\*\*\*

## HARYANA AT A GLANCE

SR. NO.	ITEMS	PERIOD/YEAR	UNIT	STATUS
<b>1.</b>	<b>GEOGRAPHICAL AREA</b>		Sq. Km.	44212
<b>2.</b>	<b>ADMINISTRATIVE SET UP</b>		No.	
	(a) Divisions			4
	(b) Districts			21
	(c) Sub-Divisions			58
	(d) Tahsils			80
	(e) Sub-Tahsil			50
	(f) Blocks			125
	(g) Towns	Census 2011		154
	(h) Villages (including inhabited)	Census 2011		6841
<b>3.</b>	<b>POPULATION</b>	Census 2011	No.	
	(a) Total			25351462
	(b) Males			13494734
	(c) Females			11856728
	(d) Rural			16509359
	(e) Urban			8842103
	(f) Density of Population		Per Sq.Km.	573
	(g) Literacy Rate		Percent	75.55
	(h) Sex Ratio		Female per Thousand Male	879
	(i) Rural Population		Percent	65.12
<b>4.</b>	<b>VITAL STATISTICS</b>	2012	Per Thousand	
	<b>(a) Birth Rate</b>			
	(i) Combined			21.6
	(ii) Rural			22.6
	(ii) Urban			19.2
	<b>(b) Death Rate</b>			
	(i) Combined			6.4
	(ii) Rural			6.9
	(iii) Urban			5.4
	<b>(c) Infant Mortality Rate</b>			
	(i) Combined			42

<b>SR. NO.</b>	<b>ITEMS</b>	<b>PERIOD/YEAR</b>	<b>UNIT</b>	<b>STATUS</b>
	(ii) Rural	2012	Per Thousand	46
	(iii) Urban			33
	<b>(d) Maternal Mortality Ratio (MMR)</b>	2007-09	Death per Lakh Live Birth	153
<b>5.</b>	<b>STATE INCOME (At Current Prices)</b>	2012-13(QE)	Rupee Crore	
	(a) State GDP			345237.78
	(b) Agriculture and Allied Sectors GDP			69656.12
	(c) Industry Sector GDP			94053.49
	(d) Service Sector GDP			181528.17
	(e) State Per Capita Income		Rupees	120352
<b>6.</b>	<b>LAND UTILIZATION</b>			
	(a) Area Under Forest	2011-12	Percent	3.98
	(b) Net Area Sown	2011-12	Thousand Hect.	3513
	(c) Area Sown More than Once			2976
	(d) Total Cropped Area			6489
	(e) Net Area Sown to Total Geographical Area		Percent	79.46
	(f) Area Sown More than Once to Net Area Sown		Percent	84.71
<b>7.</b>	<b>AREA UNDER PRINCIPAL CROPS</b>	2011-12	Thousand Hect.	
	(a) Rice			1234
	(b) Wheat			2531
	(c) Jowar			65
	(d) Bajra			576
	(e) All Cereals			4459
	(f) All Pulses			123
	(g) All Foodgrains			4581
	(h) Sugarcane			95
	(i) Cotton			602
	(j) Groundnuts etc.			2
<b>8.</b>	<b>PRODUCTION OF PRINCIPAL CROPS</b>	2011-12	Thousand Tonnes	
	(a) Rice			3757
	(b) Wheat			13119
	(c) Jowar			33

<b>SR. NO.</b>	<b>ITEMS</b>	<b>PERIOD/YEAR</b>	<b>UNIT</b>	<b>STATUS</b>
	(d) Bajra	2011-12	Thousand Tonnes	1175
	(e) All Cereals			18263
	(f) All Pulses			107
	(g) All Food Grains			18370
	(h) Sugarcane			6953
	(i) Cotton		Thousand Bales of 170 Kgs. each	2616
	(j) Groundnuts etc.		Thousand Tonne	2
<b>9.</b>	<b>YIELD OF PRINCIPAL CROPS</b>	2011-12	Kg./Hect.	
	(a) Rice			3044
	(b) Wheat			5183
	(c) Jowar			500
	(d) Bajra			2040
	(e) Sugarcane			7319
	(f) Cotton		Thousand Bales of 170 Kgs. each	739
	(g) Groundnuts etc.		Kg./Hect.	970
<b>10.</b>	<b>OPERATIONAL HOLDINGS</b>	Agri. Census 2010-11		
	(a) No. of Operational Holdings		No.	1617311
	(b) Area of Operational Holdings		Thousand Hect.	3646
	(c) Average Size of Holdings		Hect.	2.25
<b>11.</b>	<b>CO-OPERATION</b>	2012-13		
	(a) Total Number of Co-operative Societies		No.	34734
	(b) Total Membership of Co-operative Societies		No.	5519792
	(c) Total Working Capital of Co-operative Societies		Rupee Crore	23999.07
<b>12.</b>	<b>LIVESTOCK</b>	2007	No.	
	(a) Cattle			1552361
	(b) Buffalos			5933228
	(c) Goat			538320
	(d) Poultry			28785497
<b>13.</b>	<b>MILK &amp; EGGS PRODUCTION</b>	2012-13		
	(a) Estimated Milk Production		Lakh Tonne	70.40

<b>SR. NO.</b>	<b>ITEMS</b>	<b>PERIOD/YEAR</b>	<b>UNIT</b>	<b>STATUS</b>
	(b) Per Capita per Day Availability of Milk	2012-13	Gram	747
	(c) Eggs Production		Lakh No.	42343
<b>14.</b>	<b>POWER</b>	2012-13		
	(a) Total Installed Generation Capacity		MW	9839.43
	(b) Power Available		Lakh KWH	343177
	(c) Power Sold		Lakh KWH	252576.03
	(d) Electricity Consumers		No.	5218227
<b>15.</b>	<b>TOURISM</b>	2012-13	No.	
	(a) Tourist Spots			42
	(b) Foreign Visitors			228894
	(c) Indian Visitors			6217552
<b>16.</b>	<b>EMPLOYMENT</b>		No.	
	(a) Total No. of Employment Exchanges	December, 2012		56
	(b) Employment in Public Sector/PSUs	2012-13		375106
	(c) Employment in Private Organized Sector			394767
	(d) Total Employment	2012-13		769873
	(e) No. of Haryana Govt. Employees	March, 2012		335945
<b>17.</b>	<b>EDUCATION</b>			
	<b>(A) Institution</b>	2012-13	No.	
	(a) Primary/Pre-Primary Schools			14025
	(b) Middle Schools			3483
	(c) High/Secondary Schools			7060
	<b>(B) Enrolment</b>	2011-12	No.	
	(a) Primary/Pre Primary Schools			2443613
	(b) Middle Schools			1280868
	(c) High/Secondary Schools			1523303
<b>18.</b>	<b>TECHNICAL EDUCATION</b>	2012-13	No.	
	(a) Seats in Technical Institutions			143895
	(b) Boys			107921
	(c) Girls			35974

<b>SR. NO.</b>	<b>ITEMS</b>	<b>PERIOD/YEAR</b>	<b>UNIT</b>	<b>STATUS</b>
<b>19.</b>	<b>BANKING</b>	2012-13		
	(a) Scheduled Banks		No.	3293
	(b) Deposits		Rupee Crore	169911
	(c) Credits		Rupee Crore	129274
<b>20.</b>	<b>STATE GOVT. RECEIPTS AND EXPENDITURE</b>	2013-14 (BE)	Rupee Crore	
	<b>(A) Total Revenue Receipts</b>			43780.33
	(a) Share in Central Taxes			3483.90
	(b) State Taxes			28784.34
	(c) State Own Non-Tax Revenue			5162.48
	(d) Grant-in-Aid & Contribution			6349.61
	<b>(B) Total Revenue Expenditure</b>			46223.56
	(a) General Services			14481.30
	(b) Social Services			18562.67
	(c) Economic Services			13000.65
	(d) Others			178.94
<b>21.</b>	<b>STATE PLANS</b>		Rupee Crore	
	<b>12<sup>th</sup> Five Year Plan Outlay (Projected)</b>	2012-17		* 176760
	<b>Annual Plans:-</b>			
	Annual Plan Outlay(R)	2012-13		* 22935.73
	Annual Plan Outlay(R)	2013-14		* 24182.13

QE: Quick Estimates

BE: Budget Estimates

R: Revised Outlay

\* Includes PSUs & Local Bodies Outlay

\*\*\*



# HARYANA ECONOMY & PROSPECTS

---

## Economic Scenario

The economic growth of Haryana has been exemplary since its creation in 1966. The State economy grew at an excellent average annual growth rate of 8.8 percent during the period of last 8 years (2005-06 to 2012-13), higher than the 8.0 percent growth rate of the Indian economy. Though, Haryana is geographically a small State accounting for only 1.3 percent of the total area of the country, the contribution of the State in the National GDP at constant (2004-05) prices has been recorded as 3.4 percent as per the Quick Estimates (QE) of 2012-13.

## Growth of State Gross Domestic Product

**1.2** The Department of Economic & Statistical Analysis, Haryana (DESA) prepares the estimates of State Gross Domestic Product (GDP). The growth in GDP of the State during 2012-13 as per Quick Estimates was recorded as 6.5 percent, higher than the growth of 4.5 percent recorded by the Indian economy.

**1.3** During the period of the 11<sup>th</sup> Five Year Plan (2007-12), the State economy registered the growth of 8.7 percent in spite of the low growth posted in Agriculture & Allied (3.7 percent) and Industry (6.0 percent) Sectors. The Services Sector with the robust growth rate of 12.4 percent recorded during the 11<sup>th</sup> Plan period acted as the main catalyst for sustaining the economic growth of the State above 8.0 percent. The GDP of the State at current and constant (2004-05) prices during different years of 11<sup>th</sup> Five Year Plan is given in **Table 1.1 and Fig. 1.1**.

**Table 1.1- Gross Domestic Product of Haryana**

	(₹ in crore)				
Gross Domestic Product	2007-08	2008-09	2009-10	2010-11	2011-12 P
At Current Prices	151595.90	182522.15	223600.25	260621.28	301958.52
At Constant (2004-05) Prices	126170.76	136477.94	152474.47	163770.20	176525.89

Source: Department of Economic & Statistical Analysis, Haryana. P: Provisional Estimates

-----  
*State economic indicators i.e. GSDP and GFCF are based on estimates prepared by Department of Economic and Statistical Analysis, Haryana and all India economic indicators are based on estimates released by Central Statistics Office, New-Delhi.*

**1.4** During the period of 11<sup>th</sup> Five Year Plan, the average annual growth rate of the State (8.7 percent) was higher than the average annual growth rate of 8.0 percent of the Indian economy. Thus, the economic growth of the State remained excellent with firm footing during the period of 11<sup>th</sup> Plan. The growth rates of the State and Indian economy in GDP at constant (2004-05) prices during the period of 11<sup>th</sup> Plan and onwards have been presented in **Fig. 1.2**.

**1.5** After experiencing the excellent economic growth during the 11<sup>th</sup> Five Year Plan, the State economy lost its rapidity during the first two years i.e. 2012-13 and 2013-14 of 12<sup>th</sup> Five Year Plan. The Quick Estimate of State GDP at current prices has been estimated as ₹ 3,45,237.78 crore for 2012-13 as against the Revised Estimate of ₹ 3,01,958.52 crore in 2011-12 recording the growth of 14.3 percent. The GDP at constant (2004-05) prices for 2012-13 has been estimated as ₹ 1,88,033.12 crore as against the Revised Estimate of ₹ 1,76,525.89 crore for 2011-12 reflecting the growth of 6.5 percent. In spite of high growth rates recorded in Finance & Real Estate (15.3 percent) and Other Services (13.0 percent) Sectors during 2012-13, the low growth of 6.5 percent may be explained by the negative growth registered in Agriculture & Allied Activities (-0.7 percent) Sector and low growth recorded in Manufacturing (4.9 percent), Electricity, Gas & Water Supply (0.5 percent), Construction (4.7 percent), Transport, Communication & Trade (6.7 percent) and Public Administration (5.5 percent) Sectors (**Table 1.2**).

**Table 1.2- Growth in State GDP during 11th & 12th Five Year Plans**

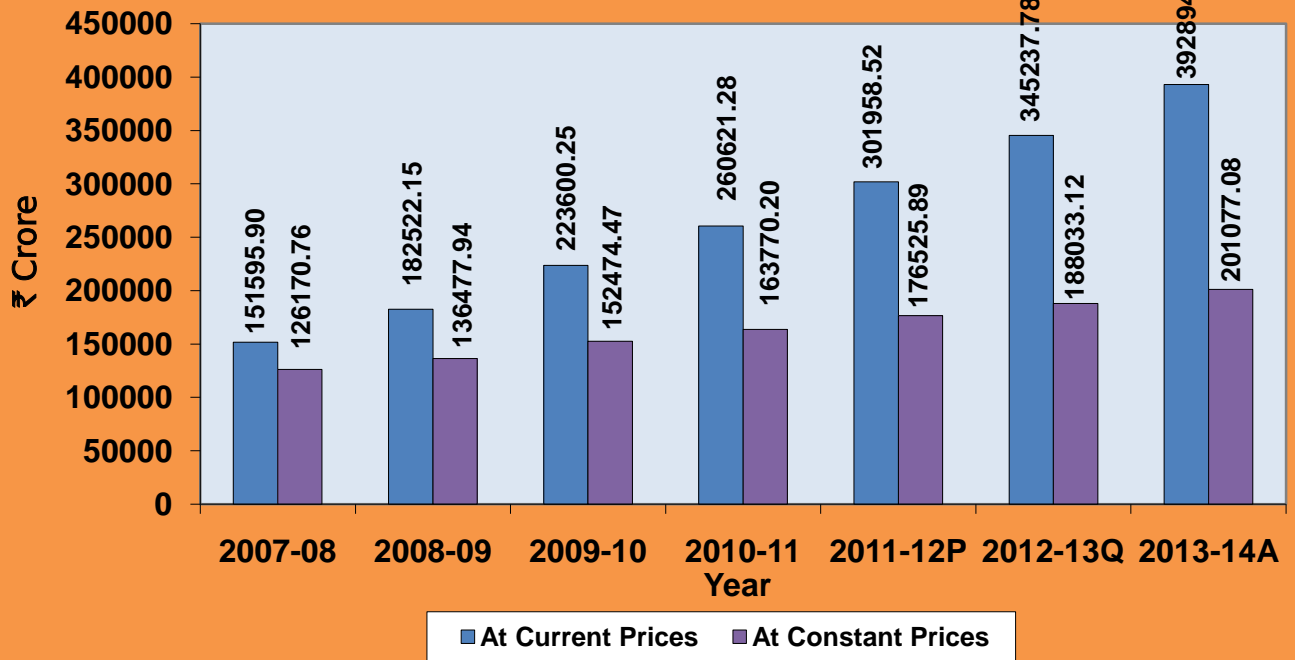
Industry	11th Plan (2007-12)	12th Plan (2012-17)	
		2012-13 Q	2013-14 A
Agriculture & Allied Activities	3.7	-0.7	3.2
Mining & Quarrying	-20.3	-13.7	-1.2
Manufacturing	6.6	4.9	3.8
Electricity, Gas & Water Supply	10.4	0.5	5.1
Construction	4.4	4.7	4.6
Transport, Communication & Trade	12.8	6.7	5.6
Finance & Real Estate	12.2	15.3	15.6
Public Administration	9.8	5.5	3.5
Other Services	12.6	13.0	13.0
Community & Personal Services	11.7	10.9	10.5
<b>Gross State Domestic Product</b>	<b>8.7</b>	<b>6.5</b>	<b>6.9</b>

Source: Department of Economic & Statistical Analysis, Haryana.

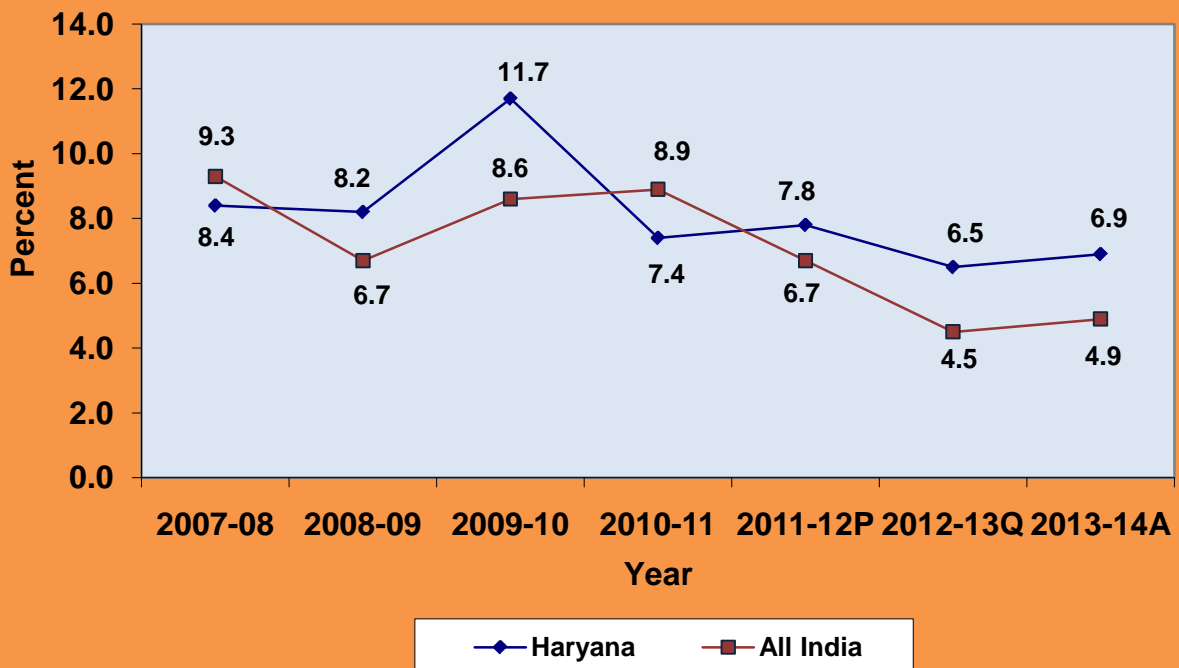
Q: Quick Estimates, A: Advance Estimates

**1.6** As per the Advance Estimates released by the Department of Economic & Statistical Analysis, Haryana for the year 2013-14, the GDP of the State at current prices has been recorded as ₹ 3,92,894.05 crore registering the growth of 13.8 percent over 2012-13. The GDP in 2013-14 is expected to reach at the level of ₹ 2,01,077.08 crore at constant (2004-05) prices with the growth rate of 6.9 percent, higher than the all India

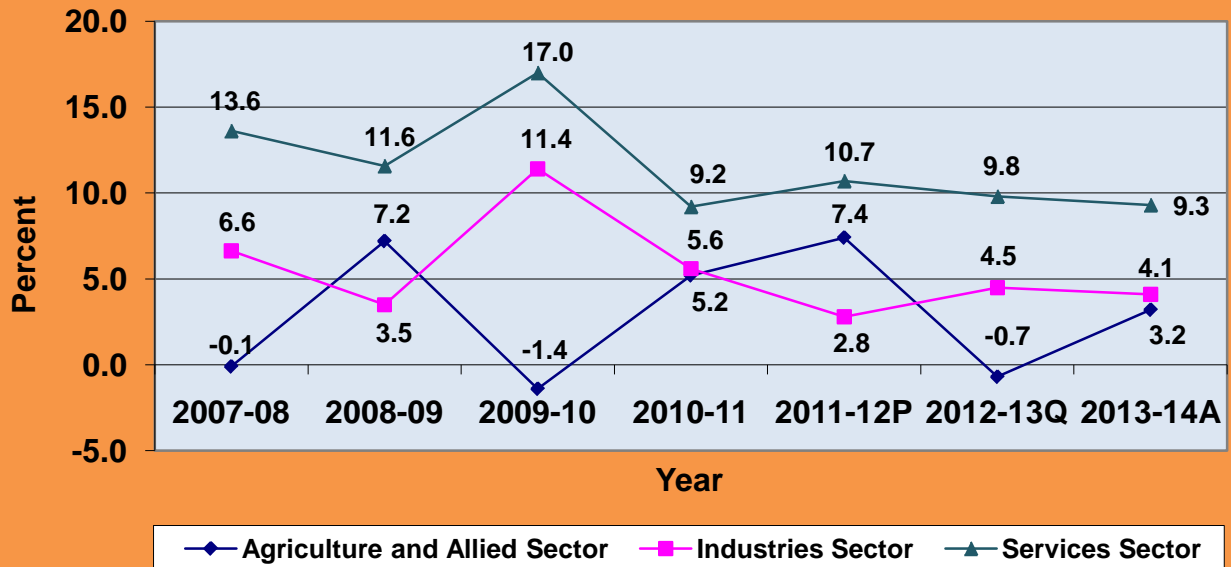
**Fig.1.1- Gross Domestic Product of Haryana**



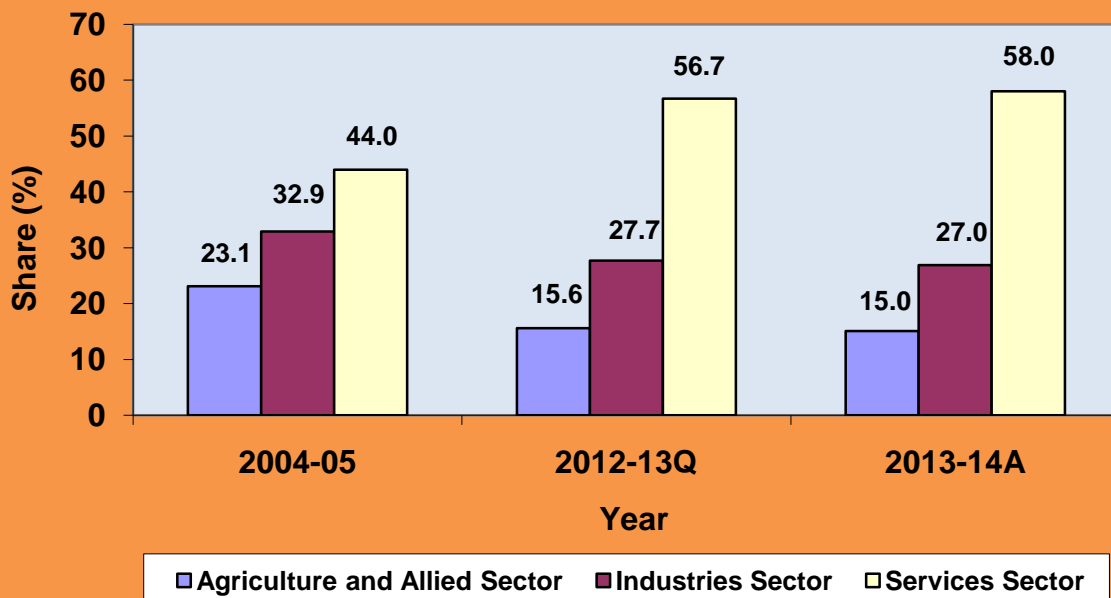
**Fig.1.2- Growth of GDP of Haryana and All India at Constant (2004-05) Prices**



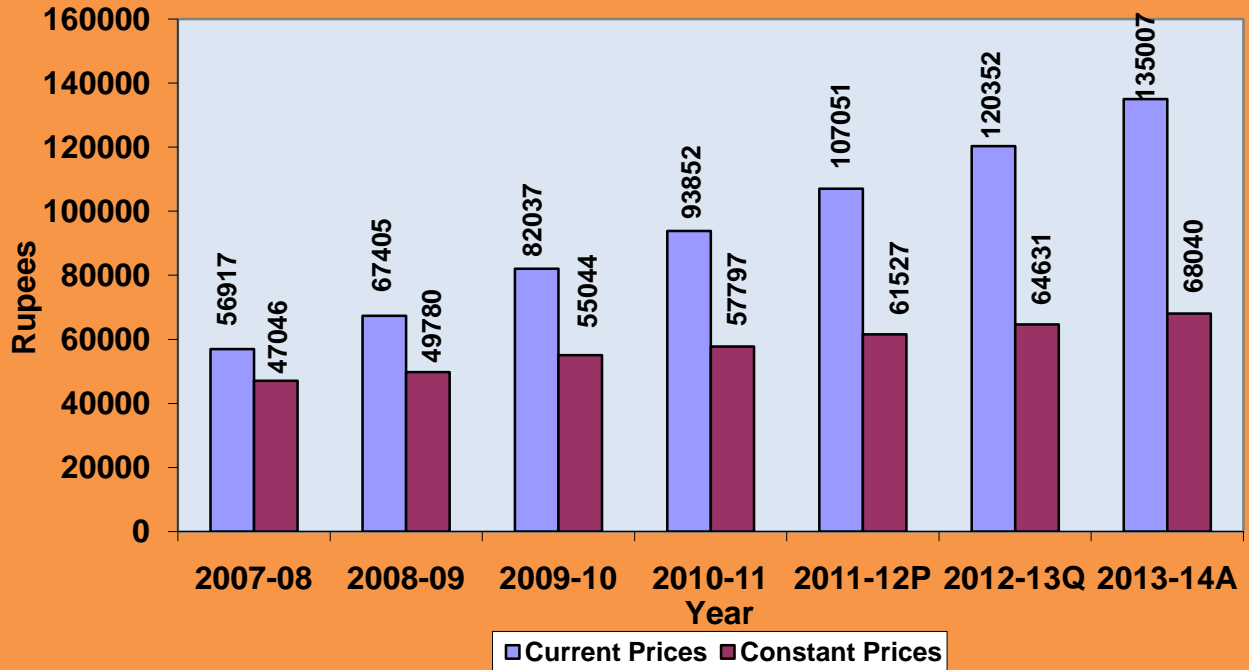
**Fig.1.3- Sector-wise Growth of State GDP at Constant (2004-05) Prices**



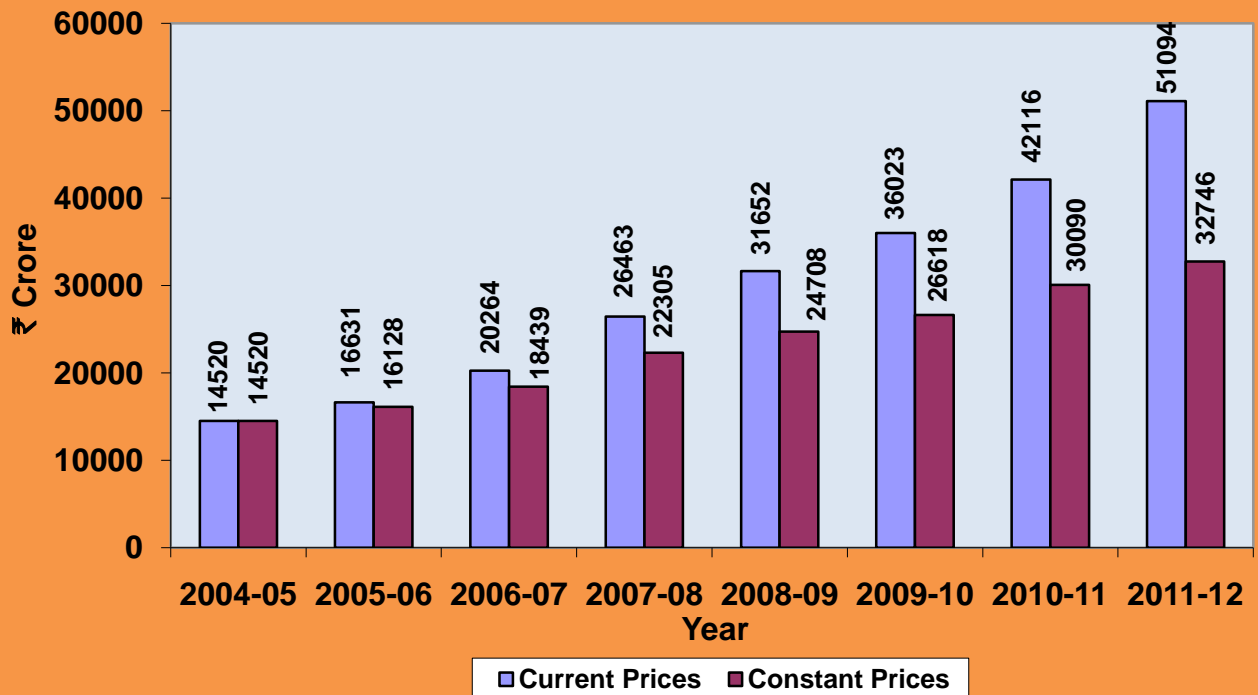
**Fig.1.4- Changing Sectoral Composition of State GDP**



**Fig.1.5- Per Capita Income of Haryana**



**Fig.1.6- Gross Fixed Capital Formation in Haryana**



growth rate of 4.9 percent. The sharp slow down in growth of Agriculture & Allied Activities (3.2 percent), Manufacturing (3.8 percent), Electricity, Gas & Water Supply (5.1 percent), Construction (4.6 percent), Transport, Communication & Trade (5.6 percent) and Public Administration (3.5 percent) Sectors is mainly responsible for the lower growth of 6.9 percent in real GDP of the State in 2013-14.

## **Structural Transformation of State Economy**

**1.7** Over the past 47 years, the State economy has experienced a significant structural transformation. At the time of formation of Haryana State, the State economy was predominantly rural and agriculture based. At the beginning year (1969-70) of 4<sup>th</sup> Five Year Plan, the contribution of Agriculture and Allied Sector (Agriculture, Forestry and Fishing) in the State GDP at constant prices was the largest (60.7 percent) followed by Services (21.7 percent) and Industries (17.6 percent) Sectors. At that time, the predominance of Agriculture Sector was highly responsible for instability in the growth rate of the economy due to fluctuations in agricultural production. Thereafter, the major drive towards diversification and modernization of State economy started and continued successfully in the following Five Years Plans.

**1.8** During the period of 37 years (1969-70 to 2006-07) intervening 4<sup>th</sup> and 10<sup>th</sup> Five Year Plans, Industry and Services Sectors registered much higher growth rate than for the Agriculture and Allied Sectors which resulted in the increased share of Industry and Services Sectors and decreased share of Agriculture and Allied Sector in the State GDP. The share of Agriculture and Allied Sector in State GDP declined from 60.7 percent in 1969-70 to 21.3 percent in 2006-07 while the share of Industries Sector increased from 17.6 percent in 1969-70 to 32.1 percent in 2006-07 and the share of Services Sector increased from 21.7 percent to 46.6 percent during this period. During the period of 11<sup>th</sup> Five Year Plan, the pace of structural transformation of State economy accelerated and the State set on a high growth trajectory (**Fig. 1.3**). Consequent upon the robust growth recorded in Services Sector in 11<sup>th</sup> Plan, the share of Services Sector in State GDP further strengthened to 55.0 percent in 2011-12 with the decrease in the share of Agriculture & Allied Sector at 16.8 percent. During 2012-13 and 2013-14, the economic growth of the State was slow but the growth of Services Sector was higher as compared to other two Sectors. As a result, the share of Services Sector in State GDP further increased to 58.0 percent in 2013-14 with the decrease in the share of Agriculture & Allied Sector at 15.0 percent (**Fig. 1.4**). Thus the composition of State GDP shows that the share of Agriculture & Allied Sector is continuously declining whereas the share of Services Sector is continuously increasing.

**1.9** The same trend in structural transition has been pointed out in the National economy. The share of Agriculture & Allied Sector in the National GDP has also decreased from 19.0 percent in 2004-05 to 13.9 percent in 2013-14 whereas the share of Services Sector has increased from 53.0 percent in 2004-05 to 59.9 percent in 2013-14. This underlines a similar major structural shift in the Indian as well as State economy with economic growth becoming more vulnerable to the performance of Industry and Service Sectors and less to the performance of Agriculture Sector.

### **Per Capita Income of the State**

**1.10** The per capita income (Per Capita Net State Domestic Product) is another important indicator to assess the economic growth as well as the living standard of the people. During the year 1966-67, the per capita income of the Haryana State at current prices was only ₹ 608. Since then, the per capita income of Haryana State has increased multi fold. The per capita income of the State at current and constant (2004-05) prices during the years 2007-08 to 2013-14 has been presented in **Fig. 1.5**.

**1.11** The per capita income of the State at constant (2004-05) prices as per Advance Estimates is expected to reach at the level of ₹ 68,040 during 2013-14 as against ₹ 64,631 in 2012-13 indicating an increase of 5.3 percent during 2013-14. At current prices, the State per capita income is likely to reach at the level of ₹ 1,35,007 during 2013-14 as compared to that of ₹ 1,20,352 in 2012-13 showing an increase of 12.2 percent during 2013-14. The Haryana State has the highest per capita income amongst the large States in the Country. The per capita income of the State has always remained much higher than all India level in the past. As per the Advance Estimates, the per capita income of the country in 2013-14 has been estimated as ₹ 39,961 and ₹ 74,920 at constant (2004-05) and current prices, respectively.

### **Gross Fixed Capital Formation in the State**

**1.12** The Department of Economic and Statistical Analysis, Haryana compiles the estimates of Gross Fixed Capital Formation (GFCF) for the State at current and constant (2004-05) prices which are presented in **Fig. 1.6**. At current prices, the GFCF of the State has been estimated at ₹ 51,094 crore for the year 2011-12 against ₹ 42,616 crore estimated for the year 2010-11 resulting to an increase of 19.9 percent. Similarly, at constant (2004-05) prices, the GFCF has recorded an increase of 8.8 percent estimating to ₹ 32,746 crore for the year 2011-12 against ₹ 30,090 crore for the year 2010-11.

\*\*\*

## PUBLIC FINANCE, BANKING & CREDIT

---

Haryana is one of the most progressive States in the country and has been a pioneer State in carrying out fiscal reforms. Our fiscal management is reckoned as one of the best in the country. The fiscal consolidation path recommended by 13<sup>th</sup> Finance Commission for Haryana aims at achieving revenue balance, restricting fiscal deficit to 3 percent of Gross State Domestic Product (GSDP) and outstanding debts to GSDP ratio at 22.4, 22.6, 22.7, 22.8 and 22.9 respectively from 2010-15. The State Government has made consistent efforts to improve the fiscal situation resultantly fiscal deficit as percentage of GSDP and Debts to GSDP are well within the prescribed limit of 13<sup>th</sup> Finance Commission. The State was experiencing revenue deficit upto 2004-05. However, the revenue deficit of the State reduced from 3.5 percent in 1998-99 to 0.27 percent in 2004-05 in terms of the percentage of GSDP. The State became a revenue surplus State to the extent of ₹ 1,213 crore in 2005-06, ₹ 1,590 crore in 2006-07 and ₹ 2,224 crore in 2007-08. But due to pay/pension revision impact the State has become revenue deficit of ₹ 2,082 crore in 2008-09, ₹ 4,265 crore in 2009-10, ₹ 2,746 crore in 2010-11, ₹ 1,457 crore in 2011-12 and ₹ 4,438 crore in 2012-13 consisting 1.14, 1.91, 1.04, 0.47 and 1.28 percent respectively of GSDP. The fiscal deficit has come down from a peak of 5.13 percent of GSDP in 1998-99 to 0.83 percent in 2007-08 but it increased to 2.74 percent in 2010-11 and 3.00 percent of GSDP in 2012-13. As per budget estimates it will decrease to 2.18 percent of GSDP in 2013-14. The State Tax-GSDP ratio has improved from 6.85 percent in 1999-2000 to 7.66 percent in 2007-08 and indicate stagnant growth which is ranging between 6 to 7 percent during 2007-08 to 2012-13. The 12<sup>th</sup> Finance Commission recommended that the ratio of Interest Payment to Total Revenue Receipts (IP/TRR) should be less than 15 percent. In Haryana this ratio was 13.09 percent in the year 2011-12 and 14.11 percent in 2012-13.

### STATE FINANCES

**2.2** Public finance relates to the collection of taxes from those who benefit from the provision of public goods by the Government and the use of those tax funds towards production and distribution of public goods. It is the study of the role of the Government in the economy. The purview of public finance is considered to be three fold namely; i) efficient



allocation of resources ii) distribution of income and iii) macro-economic stabilization. Resource generation, resource allocation and expenditure management (resource utilization) are the essential components of a public financial management system. In the recent past, the State finance has experienced transition from fiscal deficit to surplus then deficit and now returning on the path of recovery. The downward trends are mainly because of global recession, high inflation and salary and pension hikes of State Government employees/pensioners. However, various measures taken by the State Government have resulted in consolidation of State funds.

### **Revenue Receipts and Revenue Expenditure**

**2.3** The revenue receipts are collected through State's own tax and non-tax revenue, share in Central taxes and grant-in-aid from Centre. During 2013-14, the revenue receipts of the Govt. of Haryana is expected to be ₹ 43,780.33 crore against the estimated revenue expenditure of ₹ 46,223.56 crore, thereby showing a deficit amounting to ₹ 2,443.23 crore (B.E.). Revenue receipts and revenue expenditure of the State from 2010-11 to 2013-14 (B.E.) are shown in **Annexure 2.1 and 2.2** whereas the trend of revenue receipts and revenue expenditure from 2009-10 to 2013-14 (B.E.) has been depicted in the **Fig. 2.1**. The revenue receipts of the State Government was ₹ 25,563.68 crore against the revenue expenditure of ₹ 28,310.19 crore with a deficit amounting to ₹ 2,746.51 crore in the year 2010-11. It was at ₹ 30,557.59 crore and ₹ 37,824.07 crore against the revenue expenditure at ₹ 32,014.89 crore and ₹ 40,987.45 crore depicting a deficit amounting to ₹ 1,457.30 crore and ₹ 3,163.38 crore respectively in the year 2011-12 and 2012-13 (R.E.) (**Annexure 2.3**).

### **Trends in State's Own Tax Revenue and Non-Tax Revenue**

**2.4** State's own sources and transfer from Centre are two major components of revenue receipts. There are two major components of State's own sources i.e. (i) State's own tax revenue and (ii) State's own non-tax revenue.

**2.5** The State's own sources are expected to rise from ₹ 15,960.90 crore in 2009-10 to ₹ 33,946.82 crore in 2013-14 (B.E.). The State's own tax revenue expected to be increased from ₹ 13,219.50 crore in 2009-10 to ₹ 28,784.34 crore in 2013-14 (B.E.) whereas the State's own non-tax revenue expected to be increased from ₹ 2,741.40 crore to ₹ 5,162.48 crore during the same period.

---

*B.E.: Budget Estimates, R.E.: Revised Estimates*

## Trends in Total Taxes

**Table 2.1- Total Tax Position of Haryana Government**

(₹ in crore)

Year	State's own Tax Revenue	Share in Central Taxes	Total Tax
2009-10	13219.50	1774.47	14993.97
2010-11	16790.37	2301.75	19092.12
2011-12	20399.46	2681.55	23081.01
2012-13 (R.E.)	24289.81	3170.29	27460.10
2013-14 (B.E.)	28784.34	3483.90	32268.24

Source: State Budget Document

R.E.: Revised Estimates B.E.: Budget Estimates

**2.6** Total tax comprises the major components namely i) State's own tax revenue (OTR) and ii) State's Share in Central taxes (SCT). State total tax is expected to be increased from ₹ 14,993.97 crore (₹13,219.50 crore OTR + ₹ 1,774.47 crore SCT) in 2009-10 to ₹ 32,268.24 crore in 2013-14 (B.E.). The tax position of the State from 2009-10 to 2013-14 (B.E.) is given in the **Table 2.1**.

### Share in Central Taxes

**2.7** Transfer from Centre mainly consists of State's share in Central taxes, grant for plan schemes, grant under the award of Central Finance Commission and other non-plan grants. The Share in Central taxes is estimated at ₹ 3,483.90 crore in 2013-14 (B.E.) as against ₹ 3,170.29 crore in 2012-13 (R.E.) and ₹ 2,681.55 crore in 2011-12. It shows that Share in Central tax is likely to increase by 9.89 percent in 2013-14 (B.E.) over 2012-13 (R.E.) and this increase was 18.23 percent in 2012-13 (R.E.) over 2011-12.

### Grant-in Aid

**2.8** Apart from the devoluble amount from Central taxes, Finance Commission has made recommendations regarding grant-in-aid to the States for some specific purpose. The State is expected to receive about ₹ 6,349.61 crore as grant-in-aid in 2013-14 (B.E.) as against ₹ 5,495.62 crore in 2012-13 (R.E.) and ₹ 2,754.93 crore in 2011-12. It indicates that the grant-in-aid is likely to be increased by 15.54 percent in 2013-14 (B.E.) over 2012-13 (R.E.). The grant-in-aid received in the State are shown in **Fig. 2.2**.

### Tax Revenue

**2.9** The break-up of tax revenue reveals that sales tax is the major source of tax revenue and it is estimated at ₹ 19,288.61 crore in 2013-14 (B.E.) as compared to ₹ 16,450.00 crore in 2012-13 (R.E.) and ₹ 13,383.69 crore in 2011-12. Sales tax is estimated to increase by 17.26 percent in 2013-14 (B.E.) over 2012-13 (R.E.) as compared to 22.91 percent in 2012-13 (R.E.) over 2011-12. The contribution in tax revenue from State excise is estimated at ₹ 4,000 crore in 2013-14 (B.E.) as compared to ₹ 3,000 crore in 2012-13 (R.E.) and ₹ 2,831.89 crore

in 2011-12 showing an increase of 33.33 percent in 2013-14 (B.E.) over 2012-13 (R.E.). The contribution in tax revenue from stamps and registration is estimated at ₹ 3,850 crore in 2013-14 (B.E.) as compared to ₹ 3,350 crore in 2012-13 (R.E.) and ₹ 2,793 crore in 2011-12 (**Annexure 2.1**).

## **Capital Receipt and Capital Expenditure**

### **Capital Receipt**

**2.10** The capital receipts consist of three parts viz., (i) Recovery of Loans, (ii) Misc. Capital Receipts and (iii) Public Debt (Net). The public debt has a major contribution in the capital receipts. Capital receipts have increased from ₹ 5,931.63 crore in 2009-10 to ₹ 6,112.69 crore in 2010-11, ₹ 7,033.06 crore in 2011-12, ₹ 7,330.16 crore in 2012-13 (R.E.) and it is expected to be ₹ 8,860.52 crore in 2013-14 (B.E.) as shown in **Fig. 2.3**.

### **Capital Expenditure:**

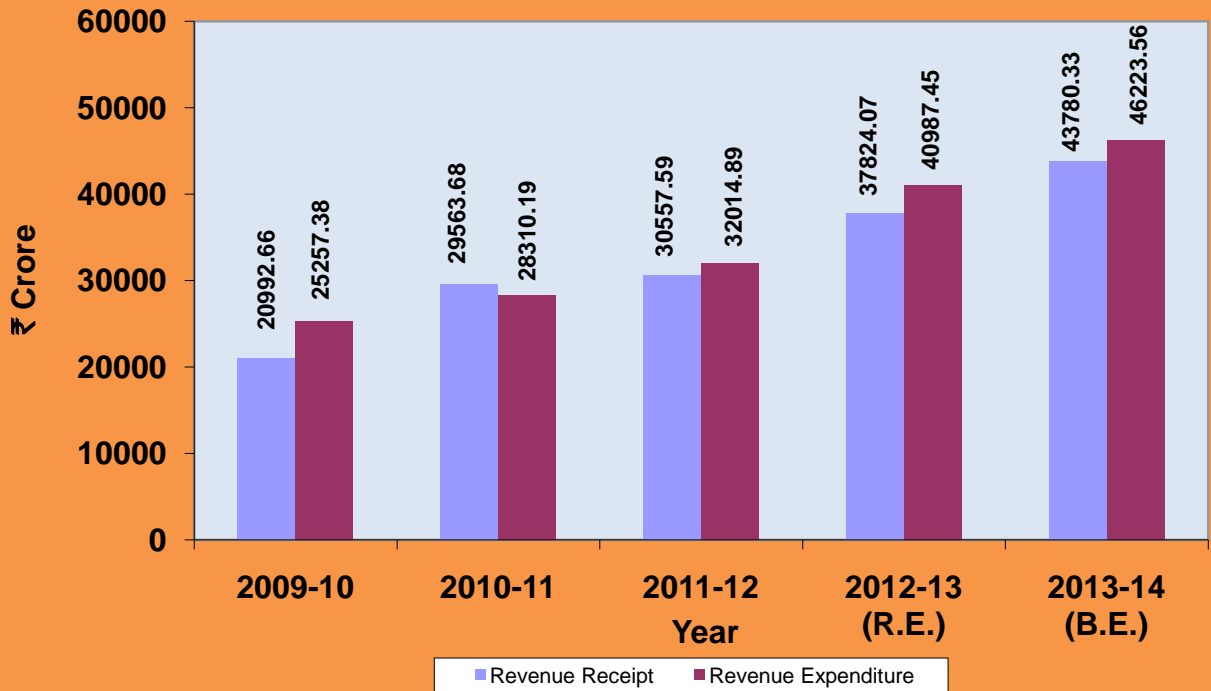
**2.11** Capital expenditure consists of Capital Outlay and Lending (disbursement of loans and advances) and it relates to the creation of assets. It is inferred from **Fig. 2.3** that the capital expenditure of the State has increased from ₹ 4,752.97 crore in 2010-11 to ₹ 5,999.41 in 2011-12 and ₹ 5,425.84 in 2012-13 (R.E.). It is expected to be ₹ 6,850.03 crore in 2013-14 (B.E.).

**2.12** The total developmental expenditure comprising of Social Services like education, medical & public health, water supply & sanitation, social security & welfare, labour & employment, etc. and Economic Services like agriculture & allied activities, irrigation & flood, power, industries, transport, rural development, etc. The developmental expenditure is estimated at ₹ 37,909.16 crore in 2013-14 (B.E.) as against ₹ 33,454.18 crore in 2012-13 (R.E.) and ₹ 27,323.42 crore in 2011-12, showing an increase of 13.32 percent in 2013-14 (B.E.) over 2012-13 (R.E.) The total non-developmental expenditure comprising of administrative services, organs of State, fiscal services, interest payments, pensions and miscellaneous general services, etc. is estimated at ₹ 14,985.49 crore in 2013-14 (B.E.) as compared to ₹ 12,734.14 crore in 2012-13 (R.E.) and ₹ 10,591.46 crore in 2011-12. The total non-developmental expenditure is estimated to increase by 17.68 percent in 2013-14 (B.E.) over 2012-13 (R.E.) (**Annexure 2.2**).

### **Revenue, Fiscal and Primary Balances**

**2.13** It is the State's policy that the revenue deficit should be eliminated and the fiscal deficit should be brought down to percent of GSDP. In the year 2010-11, the fiscal deficit was 2.74 percent of GSDP and it is estimated to 2.18 percent in 2013-14 (B.E.). **Fig. 2.4** shows the position of revenue, fiscal and primary deficit/surplus as percentage to GSDP over the last 5 year from 2009-10 to 2013-14 (B.E.).

**Fig. 2.1- Trend in Revenue Receipt and Expenditure in Haryana**



**Fig. 2.2- Grant -in- Aid from Central Govt.**



**2.14** In the year 2009-10, sudden deterioration of financial position of State was mainly due to increase of salary expenditure on account of implementation of revised scale of pay and pension of State Govt. employees/pensioners. The percentage of revenue deficit to GSDP was 1.91 in 2009-10, 1.04 in 2010-11 and it is estimated to decrease to 0.59 percent in 2013-14 (B.E.). The **Fig. 2.4** shows the trend of percentage of revenue and fiscal deficit to GSDP from 2009-10 to 2013-14 (B.E.).

#### **Interest Payment to Revenue Receipts**

**2.15** The ratio of interest payment to total revenue receipts (IP-TRR) has been creeping persistently and it increased up to 13.09 percent in 2011-12 and estimated to increase 14.39 percent in 2013-14 (B.E.).

#### **Financial Position**

**2.16** The net transactions on year's account is estimated to show a surplus of ₹ 12.26 crore in 2013-14 (B.E.) as against ₹ 1,726.40 crore in 2011-12. The revenue account is estimated to show a deficit of ₹ 2,443.23 crore in 2013-14 (B.E.) as against a deficit of ₹ 3,163.38 crore in 2012-13 (R.E.). The net deposits of small savings, provident fund etc. are estimated to show a surplus of ₹ 908.29 crore in 2013-14 (B.E.) as compared to ₹ 780.46 crore in 2012-13 (R.E.) (**Annexure 2.3**).

#### **Budgetary Expenditure of Haryana Government as per Economic Classification**

**2.17** In order to secure legislative control, administrative accountability and auditing of any act of spending, the expenditure in the Government Budget is generally classified department-wise. The Government budgetary transactions are significant only in terms of meaningful economic categories such as consumption expenditure, capital formation etc. and so they have to be sorted out, re-classified and re-grouped. Budget can broadly be divided into Administrative Departments and Departmental Commercial Undertakings. Administrative Departments are Government agencies for the implementation of social and economic policy of the Government, whereas Departmental Commercial Undertakings are un-incorporated enterprises owned, controlled and run directly by the Government.

**2.18** The Economic Classification of the Budget which classifies the budgetary transactions in significant economic categories places the total expenditure at ₹ 53,078.61 crore in 2013-14 (B.E.) as compared to ₹ 46,452.27 crore in 2012-13 (R.E.) ₹ 35,986.43 crore in 2011-12 showing an increase of 14.26 percent in 2013-14 (B.E.) over 2012-13 (R.E.) and 29.08 percent in 2012-13 (R.E.) over 2011-12 (**Annexure 2.4**).

**2.19** Consumption expenditure of the State Government is estimated at ₹ 18,895.97 crore in 2013-14 (B.E.) as against ₹ 16,078.55 crore in 2012-13 (R.E.) and ₹ 13,780.07 crore in 2011-12. It shows that consumption expenditure is likely to increase by

17.52 percent in 2013-14 (B.E.) over 2012-13 (R.E.). State's gross capital formation i.e. investment on buildings, roads & other construction, purchase of vehicles and machinery & equipments by Administrative Departments and Departmental Commercial Undertakings is estimated at ₹ 5,826.02 crore in 2013-14 (B.E.) as against ₹ 4,583.63 crore in 2012-13 (R.E.) and ₹ 3,653.93 crore in 2011-12 showing an increase of 27.10 percent in 2013-14 (B.E.) over 2012-13 (R.E.) whereas it increased by 25.44 percent in 2012-13 (R.E.). In addition to the gross capital formation, the State Government also provides financial assistance to the other sectors of the economy for capital formation through capital transfers, loans and advances and by purchasing financial assets which is shown in **Annexure 2.4**.

## **INSTITUTIONAL FINANCE**

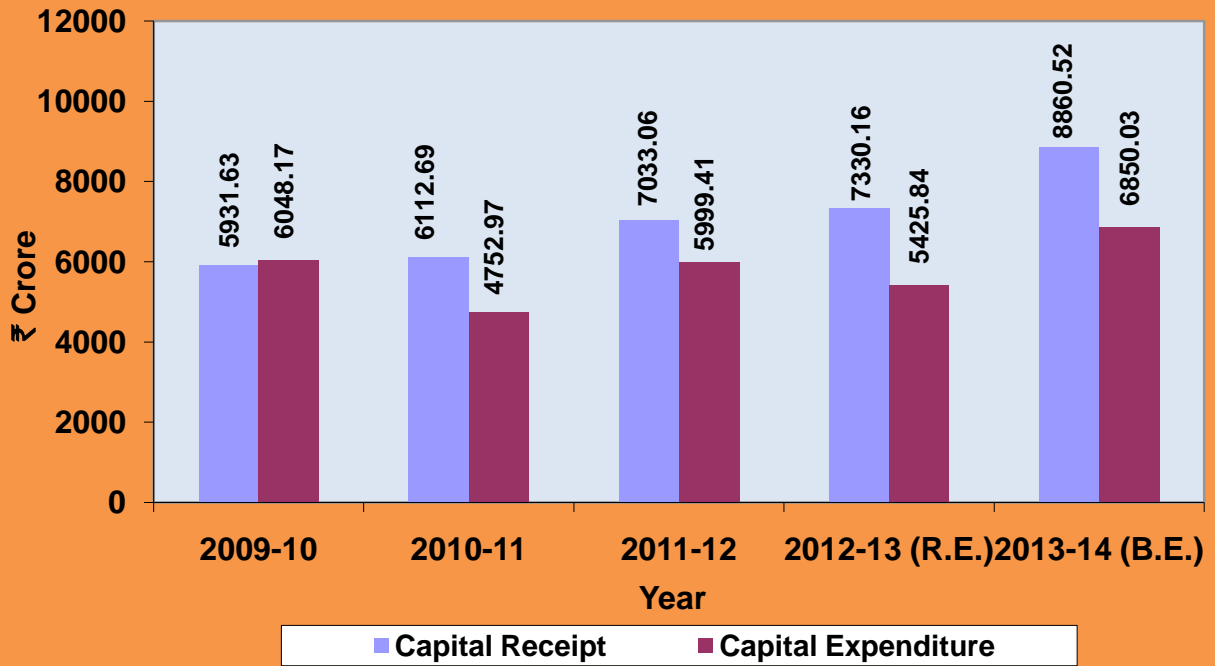
**2.20** The role of the Government has been to persuade the banking institutions to give greater importance to the agricultural & allied sector and for poverty alleviation programmes. The institutional finance available through Commercial Banks, Co-operative Banks and other Term Lending Institutions reduces pressure on the budgetary resources of the State Govt.

**2.21** The total number of Commercial Banks (CBs) and Regional Rural Banks (RRBs) branches working in the State was 3,015 (September, 2012) as compared to 2,653 in 2011. The total deposits of CBs and RRBs increased from ₹ 1,26,890 crore in Sept., 2011 to ₹ 1,59,453 crore in Sept., 2012. Similarly total advances in the State increased from ₹ 92,320 crore in Sept., 2011 to ₹ 1,25,436 crore in Sept., 2012. Credit-Deposit (CD) Ratio is a significant indicator of credit flow for accelerating economic development of the State. The CD ratio in the State has increased to 79 percent in Sept., 2012 as compared to 73 percent during the corresponding period of last year i.e. 2011.

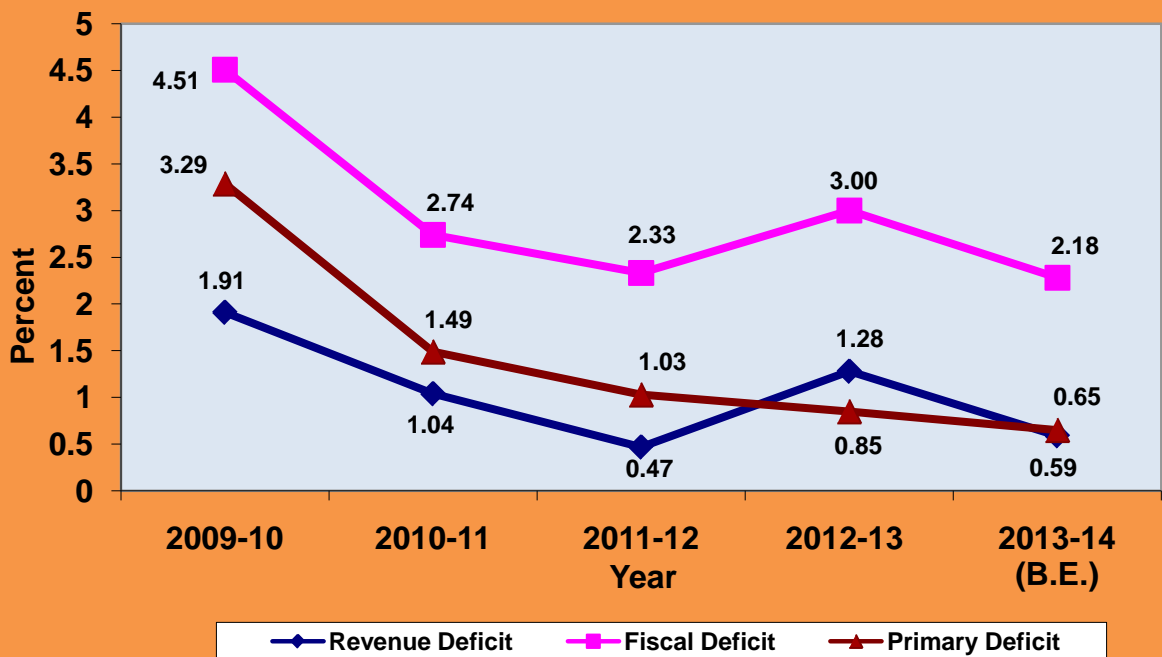
### **State Annual Credit Plan**

**2.22** Annual Credit Plan for the current year 2013-14 envisages a credit lending of ₹ 66,640 crore in the State. The targets for 2013-14 are higher by 25 percent as compared to those for the year 2012-13. Overall achievement under State Annual Credit Plan 2013-14 stood at ₹ 28,362.18 crore upto Sept., 2013 against the target of ₹ 33,553.31 crore which was 85 percent of the target (**Table 2.2**).

**Fig. 2.3- Trend in Capital Receipt and Capital Expenditure in Haryana**



**Fig. 2.4- Percentage of Revenue, Fiscal and Primary Deficit to GSDP in Haryana**



**Table 2.2- Annual Credit Plan of Haryana for 2013-14 (Upto Sept., 2013)**

(₹ in crore)

Sector	Target	Achievement	Percentage Achievement
Agriculture & Allied	23609.82	17727.90	75
Micro & Small Enterprises	5092.92	5559.01	109
Other Priority Sector	4850.57	5075.27	105
Total	33553.31	28362.18	85

**2.23** The performance of banks regarding credit lending to Agriculture Sector is satisfactory. Against the target of ₹ 23,609.82 crore, the achievement upto Sept., 2013 was ₹ 17,727.90 crore i.e. 75 percent. In the Micro Small Enterprises the performance was quite satisfactory. The banks disbursed ₹ 5,559.01 crore against the target of ₹ 5,092.92 crore which is 109 percent of the target. In the Other Priority Sector, banks disbursed ₹ 5,075.27 crore against the target of ₹ 4,850.57 crore which is 105 percent of the target.

### Bank-wise Performance

#### CBs and RRBs

**2.24** The CBs and RRBs advanced ₹ 24,363.61 crore upto Sept., 2013 against the target of ₹ 26,896.23 crore which is 91 percent of the target. The CBs and RRBs registered the highest advances of ₹14,337.48 crore in Agriculture & Allied Sector followed by ₹ 5,323.64 crore in Micro Small Enterprises Sector and ₹ 4,702.49 crore in Other Priority Sector. However, the percentage of achievement against the target was highest in Micro Small Enterprises Sector (112 percent) followed by Other Priority Sector (104 percent) and Agriculture & Allied Sector (81 percent).

**Table 2.3- Advances by CBs and RRBs During 2013-14 (Upto Sept., 2013)**

(₹ in crore)

Sector	Target	Achievement	Percentage
Agriculture & Allied	17637.83	14337.48	81
Micro & Small Enterprises	4743.70	5323.64	112
Other Priority Sector	4514.70	4702.49	104
Total	26896.23	24363.61	91

#### Co-operative Banks

**2.25** Co-operative banks advanced ₹ 3,516.48 crore upto Sept., 2013 against the target of ₹ 6,110.28 crore which is 58 percent of the target (Table 2.4).

**Table 2.4- Advances by Co-operative Banks During 2013-14 (Upto Sept., 2013)**

(₹ in crore)

Sector	Target	Achievement	Percentage
Agriculture & Allied	5620.72	3071.71	55
Micro & Small Enterprises	204.11	72.12	35
Other Priority Sector	285.45	372.65	131
Total	6110.28	3516.48	58



## HSCARDB

**2.26** The Haryana State Co-operative Agriculture & Rural Development Bank (HSCARDB) advanced ₹ 318.84 crore upto Sept., 2013 against the target of ₹ 423.80 crore which is 75 percent of the target (**Table 2.5**).

**Table 2.5- Advances by HSCARDB During 2013-14 (Upto Sept., 2013)**

(₹ in crore)

Sector	Target	Achievement	Percentage
Agriculture & Allied	351.27	318.70	91
Micro & Small Enterprises	22.12	0.0	0.0
Other Priority Sector	50.41	0.14	0.3
Total	423.80	318.84	75

## Small Industries Development Bank

**2.27** Small Industries Development Bank of India had advanced ₹ 163.25 crore upto Sept., 2013 against the target of ₹ 120 crore which is 136 percent of the target (**Table 2.6**).

**Table 2.6-Advances by Small Industries Development Bank of India During 2013-14 (Upto Sept., 2013)**

(₹ in crore)

Sector	Target	Achievement	Percentage
Agriculture & Allied	-	-	-
Micro & Small Enterprises	120.00	163.25	136
Other Priority Sector	-	-	-
Total	120.00	163.25	136

## THE HARYANA STATE CO-OPERATIVE AGRICULTURE AND RURAL DEVELOPMENT BANK LTD.

**2.28** The Haryana State Co-operative Agriculture and Rural Development Bank Ltd. (HSARDB) was set up on 1st Nov.,1966. At the time of establishment of the Bank, there were only 7 PCARDBs in the State, now this number has risen to 77 PCARDBs. These PCARDBs have now been amalgamated into 19 DCARDBs and the existing PCARDBs at Tahsil and Sub-Tahsil level act as branches of these DCARDBs. The HSARDB has advanced ₹ 2,519.98 lakh from 1.4.2013 to 31.12.2013 against the annual target of ₹ 15,000 lakh which is 16.80 percent of the annual target (**Table 2.7**).

**Table 2.7- Performance of Haryana State Co-operative Agriculture and Rural Development Bank Ltd.**

(₹ in lakh)

<b>Sr. No.</b>	<b>Sector/Schematic</b>	<b>Programme for year 2013-14</b>	<b>Advancement 1.4.2013 to 31.12.2013</b>
1.	Minor Irrigation	3600.00	806.10
2.	Farm Mechanisation	1050.00	59.85
3.	Land Development	1500.00	298.60
4.	Dairy Development incl. Cattle Shed	1050.00	134.18
5.	Hort./Farm Forestry	1050.00	279.40
6.	Rural Housing	1200.00	63.20
7.	Non Farm Sector	1350.00	736.15
8.	Purchase of Land	1050.00	50.50
9.	Rural Godowns	150.00	0.00
10.	Others	3000.00	92.00
<b>Total</b>		<b>15000.00</b>	<b>2519.98</b>

**Table 2.8- Projected Lending Programme of Haryana State Co-operative and Agriculture Rural Development Bank Ltd. for 2014-15**

(₹ in lakh)

<b>Sr. No</b>	<b>Name of Scheme</b>	<b>Lending Projections 2014-15</b>
1.	Minor Irrigation	7500.00
2.	Farm Mechanisation	2300.00
3.	Land Development	3000.00
4.	Dairy Development incl. Cattle Shed	2300.00
5.	Hort./Farm Forestry	2500.00
6.	Rural Housing	2400.00
7.	Non Farm Sector	2800.00
8.	Purchase of Land	2200.00
9.	Rural Godowns	3000.00
10.	Others	7000.00
<b>Total</b>		<b>35000.00</b>

**2.29**

The following new schemes have been launched by the HSCARDB Ltd.:-

- Rural Housing Scheme;
- Purchase of Agriculture Land;
- Margin Money Scheme of KVIC (under NFS);
- Combine Harvester;
- Straw-Reaper;
- Strawberry Cultivation;

- Commercial Dairy for Self Employment;
- Scheme for setting up of Agri-clinics and Agri-Business Centers for Agriculture Graduates;
- Financing of 2-Wheelers to Farmers;
- Cattle Shed Scheme;
- Financing of Medicinal & Aromatic Plants;
- Financing of Community Halls;
- Rural Godown;
- Rural Educational Infrastructure;
- Marriage Palace, all kinds of IT activities and other services;
- The Bank has opened the window of credit for replacement of defunct tube-wells with new submersible tube wells;
- Organic Inputs.

**2.30** Besides, the Bank has taken various steps for the benefit of the farmers as mentioned below: -

- The limit of loan amount for purchase of agriculture land has been enhanced from ₹ 1 lakh to ₹ 10 lakh;
- The value of agriculture land for the purpose of security has been adequately enhanced on the basis of latest sale statistics;
- On purchasing new tractor by the farmers, the Bank is pledging one and half time value of agriculture land of tractor cost in the State of Haryana;
- Third party payment upto loans of ₹ 2 lakh has been abolished;
- Third party security of agriculture land as well as commercial property has also been allowed for the purpose of NFS loans;
- The Bank has further refixed the rate of interest charged from the ultimate borrowers w.e.f. 3.8.2012, thus bringing it down from 17 percent p.a. (in 1999) to 14 percent p.a.(min) and special rebate of 5 percent has been allowed to regular repay master;
- The stamp duty has been abolished by the State Govt. on mortgage of land for coop. loans relating to agriculture activities w.e.f. 15<sup>th</sup> October, 2003;
- The State also announced this historic scheme simultaneously with the above referred interest subvention scheme by releasing excess

Agri-lands of the farmers already mortgaged with the banks over and above the collateral rates. The provisions of 104 under the Haryana Co-op. Societies Act 1984 has been abolished by the State Govt. and not a single farmer has been arrested since then by the Bank. The recovery is being effected by persuasive methods instead of coercive methods;

**2.31** Under interest subvention scheme, the Bank has released 16,235 acre and 10 marlas over and above the value of loan outstanding in respect of 30,135 loanee farmers as on 31.12.2013.

**2.32** The State Govt. of Haryana further announced a scheme of interest subvention @ 3 percent to the welfare of farmers by covering those who were regular in their repayments of loans. This scheme further extended with the enhanced interest subvention @ 5 percent from 1.1.2010 to 31.3.2015. 1,11,162 loanee farmers have availed 5 percent interest subvention benefit to the extent of ₹ 72.45 crore from 1.1.2010 to 31.12.2013.

#### **Rates of Interest**

**2.33** The loans for the purpose of non-farm sector, rural housing and purchase of land are being advanced @ 15 percent per annum and all other loans are being advanced @ 14 percent per annum w.e.f. 3.8.2012. 5 percent interest subvention is allowed on all slabs to regular paymasters. The DPCARDBs have been allowed a margin of 2 percent whereas HQ retains a margin of 1 percent only.

#### **Recovery Linked Incentive Scheme 2013 (OTS) of the State Government**

**2.34** State Government has announced Recovery Linked Incentive Scheme–2013 (OTS). In this scheme as on 30.6.2013 there was 1,23,245 defaulters against whom the liability of due principal amount stood at ₹ 605.81 crore and overdue interest amount stood at ₹ 530.69 crore. The interest burden of ₹ 265.34 crore on account of remission of 50 percent overdue interest will be borne by the State Government on actual recovery basis excluding the amount pertaining to the scheme for the purchase of land. The financial burden of the State Government would be amounting to ₹ 265.34 crore (50 percent of the total interest) on account of interest remission with the presumption that 100 percent farmers i.e. 1,23,245 having overdue interest amounting to ₹ 265.34 crore will avail the benefit under the scheme. The State Government has already made provision in the budget 2013-14. The penal interest on @ 2 percent such accounts will be waived off and borne by the DPCARDBs and HSCARDB on equal sharing basis.

## HARYANA STATE CO-OPERATIVE APEX BANK LTD.

**2.35** The Haryana State Co-operative Apex Bank Limited (HARCO BANK) occupies a vital position in financing farmers, rural artisans, agricultural labourers, entrepreneurs etc. in the State and serving its depositors for the last 47 years. The short term co-operative credit structure consists of three tiers i.e. HARCO BANK at State Level having 13 branches and two Extension Counters at Chandigarh and Panchkula. 19 Central Co-operative Banks at district head quarters with their 594 branches and 656 PACS catering to the financial needs of 30.47 lakh members who are residing mostly in rural areas of the State.

**2.36** The HARCO BANK from the humble beginning in November, 1966 has grown into a sound financing institution of outstanding credit worthiness. The performance of HARCO BANK has been adjudged as the best State Co-operative Bank in the country. It has working capital of ₹ 6,882.73 crore as on 30.11.2013 (**Table 2.9**).

**Table 2.9- Financial Position of HARCO BANK**

(₹ in crore)							
Sr. No.	Particulars	2008-09	2009-10	2010-11	2011-12	2012-13	2013-14 (Nov., 13)
I	Share Capital	72.04	72.33	79.18	101.74	114.31	116.65
II	Own Fund	449.00	426.03	456.28	494.64	524.29	520.75
III	Deposits	1723.72	1935.17	2025.21	2130.90	2375.82	2413.84
IV	Borrowings	1751.74	1951.23	2528.91	3404.41	3655.23	3677.81
V	Loan Issued	3227.40	3332.86	3764.48	4676.69	4909.01	3327.96
VI	Loan O/S	2800.00	2988.77	3738.89	4515.33	4962.42	4910.94
VII	Profits/Loss	10.61	-17.94	5.01	18.69	30.21	-
VIII	Recoveries %	97.75	99.93	99.94	99.95	99.96	-
IX	Total Overdue as % to Loans O/S	2.63	0.07	0.06	0.05	0.05	-
X	NPAs %	0.08	0.07	0.06	0.05	0.05	-
XI	Working Capital	3952.79	4360.21	5051.04	6070.63	6620.72	6882.73

**2.37** The rate of interest on crop loan has been reduced from 11 percent to 7 percent w.e.f. 1.4.2006. For the benefit of farmers, 13.17 lakh Kisan Credit Cards have been issued till October, 2013. To meet all types of loan requirement of the farmers for non-agricultural

purposes a limit upto ₹ 6 lakh is being provided under Revolving Cash Credit Scheme. In the interest of rural inhabitants, a Deposit Guarantee Scheme for PACS has been implemented from 1.11.2005. Under this scheme, deposit upto ₹ 50,000 of the members are guaranteed by the Bank.

**2.38** The comparative position of advances made by the Central Co-operative Banks (crop-wise) during the last eight years is given in **Table 2.10**.

**Table 2.10 - Crop-wise Advances by the Central Co-operative Banks**  
**(i) KHARIF CROPS**

(₹ in crore)

Season	Targets			Achievement		
	Cash	Kind	Total	Cash	Kind	Total
2006	2815.00	150.00	2965.00	2198.03	102.83	2300.86
2007	2636.00	126.00	2762.00	2274.41	116.58	2390.99
2008	2732.00	143.00	2875.00	737.18	49.29	780.47
2009	2805.00	145.00	2950.00	1800.15	94.51	1894.66
2010	2820.00	150.00	2970.00	2202.64	99.23	2301.87
2011	2898.00	157.00	3055.00	2739.13	139.19	2878.32
2012	3134.00	166.00	3300.00	3273.76	172.06	3445.73
2013	3134.00	190.00	3750.00	3574.12	139.64	3713.76

**(ii) RABI CROPS**

(₹ in crore)

Season	Targets			Achievement		
	Cash	Kind	Total	Cash	Kind	Total
2006-07	2725.00	275.00	3000.00	2038.31	168.50	2206.81
2007-08	2550.00	210.00	2760.00	2117.61	226.22	2343.83
2008-09	2330.00	250.00	2580.00	1870.72	159.70	2030.52
2009-10	2560.00	261.00	2830.00	2141.93	167.78	2309.71
2010-11	2700.00	265.00	2965.00	2662.14	174.38	2836.52
2011-12	2927.00	273.00	3200.00	3041.42	198.09	3229.51
2012-13	3375.00	275.00	3650.00	3429.97	232.79	3662.76
2013-14	3859.00	291.00	4150.00	2627.59	177.03	2804.62 (upto-31.1.2014)

**2.39** Apex Bank is financing 10 Co-operative Sugar Mills in the State through 19 Central Co-operative Banks. The position of limits sanctioned and their utilization is given in **Table 2.11**.

**Table 2.11- Position of Limits Sanctioned and their Utilization**

(₹ in crore)

Sugar Year	Limits Sanctioned	Limit utilized by CCBs from Apex Bank	Limit utilized by Sugar Mills from CCBs (Max. O/S during the year)
2005-2006	315.00	51.68	200.33
2006-2007	331.00	39.59	190.46
2007-2008	395.20	87.50	252.33
2008-2009	461.50	143.00	362.37
2009-2010	144.00	19.20	112.95
2010-2011	331.20	71.00	273.48
2011-2012	424.00	71.10	431.42
2012-2013	522.00	148.00	534.19

**Implementation of the Revival Package for Short Term Co-operative Credit Structure (STCCS)**

**2.40** For strengthening the Short-Term Co-operative Credit Structure the State Govt. has accepted the recommendations of Vaidyanathan Committee and has signed MoU with Govt. of India and NABARD on 20.2.2007. On the basis of these audits financial assistance amounting to ₹ 701.72 crore (₹ 633.80 crore GoI share + ₹ 29.00 crore State Govt. share + ₹ 38.92 crore PACS share) has been worked out and 566 merged PACS affiliated to 19 DCCBs have received financial assistance to the tune of ₹ 499.50 crore. Under this Revival Package, special audits of all DCCBs in the State have been conducted and on the basis of these audits, re-capitalization assistance of ₹ 22.61 crore (₹ 1.27 crore State Govt. share + ₹ 21.34 crore DCCBs share) of 2 DCCBs namely Bhiwani and Rohtak has been worked out and an amount of ₹ 1.27 crore has been received from State Govt. excess Govt. Share Capital amounting to ₹ 4.24 crore in respect of 2 DCCBs namely Jind and Panchkula has been converted into Grant-in-Aid.

**Recovery Linked Incentive (OTS) Scheme 2007 for the Members of PACS**

**2.41** One Time Settlement Scheme approved by State Govt. was implemented by Central Co-operative Banks of the State. Under this scheme, a relief of ₹ 175.56 crore has been provided to the 2,67,646 farmers out of which ₹ 87.78 crore has been received from State Govt. as 50 percent share.

### **Timely Payment Incentive Scheme for Members of PACS**

**2.42** Timely payment incentive scheme for members for PACS was implemented by the Central Co-operative Bank of the State. Under this scheme, a relief of 2 percent in interest has been provided to the members of Co-operative Societies who had paid their loans regularly from last one year. Under this scheme, a relief of ₹ 21.84 crore was provided to 6,11,360 farmers.

### **Agriculture Debt Waiver & Debt Relief Scheme**

**2.43** Debt Waiver and Debt Relief Scheme-2008 announced by Govt. of India has been implemented and under this scheme ₹ 831.22 crore has been waived off to 2,61,393 Marginal and Small Farmers and a relief of ₹ 161.80 crore has been given to 91,582 other farmers under the scheme after the payment of (75 percent) “eligible amount”.

### **Interest Subvention Scheme of Govt. of India for the Year 2012-13 and 2013-14**

**2.44** Interest subvention @ 3 percent will be provided by Government of India to the farmers who availed/will avail crop loans during financial year 2012-13 and 2013-14 & made/will make repayment on or before due dates. Thus, effective rate of interest on crop loans is 4 percent p.a. for prompt payee farmers since 1.4.2009.

### **Release of Surplus Land Mortgaged by Farmers**

**2.45** As announced by State Govt., the land of farmers mortgaged in excess of one and half times of the loan; sanctioned by valuing at Collector’s rate shall be released by the DCCBs. 39,095 acres of surplus land of 28,386 farmers have been assessed to be released and 10,460 acre land has been released to 3,336 farmers upto October, 2013.

### **Enhancement of MCL for Rural Artisans, Petty-shopkeepers for Members of PACS**

**2.46** The maximum credit limit (MCL) for Rural Artisans, Petty-shopkeepers for members of PACS has been enhanced from ₹ 25,000 to ₹ 35,000.

### **State Loan Waiver Scheme for Rural Artisans, Petty-shopkeepers & Landless Labourers Members of PACS**

**2.47** As announced by the State Government, the Bank implemented a loan waiver scheme for Rural Artisans, Petty Shop-keepers and Landless Labourers members of PACS. Under this scheme, overdue loan out-standing as on 30.6.2009 upto ₹ 10,000 along-with interest thereon in respect of such loanee members were to be waived off. A sum of ₹ 83.65 crore, ₹ 85 crore & ₹ 77.02 crore has been received in three installments during the years 2010-11, 2011-12 & 2012-13 respectively from State Government as principal amount of claims.



### Personal Accident Insurance Scheme for KCC holders

**2.48** Personal Accident Insurance Scheme for KCC holders has been implemented by the DCCBs during the year 2009-10 covering all the KCC holder upto ₹ 50,000 is being provided on nominal Insurance Premium i.e. 5.80 KCC holders. The premium payable by KCC holder is ₹ 2.80 and approximately 9 lakh KCC holders are being covered every year under this scheme.

### Recovery Linked Incentive (O.T.S.) Scheme -2013 for Members of PACS

**2.49** With a view to provide interest relief to the loanee members of PACS in the State of Haryana, who have not been able to repay their dues for reasons beyond their control and are defaulter to PACS, as on 31.3.2013 One Time Settlement Scheme has been formulated to clear their overdue. The scheme has been approved by the State Government and is being implemented. Under this Scheme, interest relief @ 8 percent upto 31.3.2013 will be provided on Crop loans to the farmers. 50 percent interest relief will also be provided to the members on their Medium Term Agri. & Medium Term Non-Agri. overdue loans outstanding as on 31.3.2013 and unpaid upto 9.11.2013 The operative period of the scheme is from 10<sup>th</sup> November, 2013 to 28<sup>th</sup> February, 2014. Interest relief of approximately ₹ 513 crore to 7.54 lakh members of PACS will be provided, if 100 percent beneficiaries respond.

**2.50** The rate of interest on loan advances by the Bank are given in **Table 2.12**.

**Table 2.12- Rate of Interest on Loan Advances by HARCO Bank**

Sr. No.	Type of Loans	Rate of Interest (in percentage)			
		NABARD to SCB	Apex Bank to CCBs	CCBs to PACS	PACS to Members
I)	Crop Loan/KCC loan	4.50	5.00	5.50	7.00
II)	Professional & other purposes	-	9.00		
III)	Rural Artisans (owned fund)	-	9.00		
IV)	Revolving Cash Credit Scheme		9.25		
	STL Fertilizer	-	9.00		-
V)	Non Farm Finance Scheme:-	<b>NABARD to Apex Bank</b>	<b>Apex to CCBs</b>		
a)	Minor Irrigation, SGSY, SHGs, SC/ST action plan, Dry Land Farming	10.00	10.50		
b)	Rural Godowns	10.00	10.50		
c)	NFF (ARF)	10.00	10.50		

**2.51** Major loan and advances schemes of HARCO Bank are given below:-

- i) Crop loan (Kisan Credit Card);
- ii) Loan for Ancillary Activities;
- iii) Revolving Cash Credit Scheme;
- iv) Loan for Rural Artisans;
- v) Consumption loan;
- vi) M.T. Loans Sponsored Scheme;
- vii) Loans for Petty shopkeepers etc.

**2.52** Various self Employment scheme financed by HARCO Bank are as under:-

- i) Enterprise Loan scheme;
- ii) Assistance for Small Road and Water Transport Operators;
- iii) Project Finance for Agro Based Projects;
- iv) Scheme for soft loan Assistance for Margin Money;
- v) Loan to others type of Society.

**2.53** The projection for the year 2013-14 are given in **Table 2.13**.

**Table 2.13- Projection for the year 2013-14**

**A) Central Co-operative Banks**

Sr. No.	Particulars	Projection (₹ in crore)
1.	Own Fund	897.04
A.	Share Capital	416.67
2.	Borrowing	5059.26
3.	Deposits	6000.00
4.	Loan issued	11000.00
5.	Loan outstanding	9380.35
6.	Profit	26.76
7.	Recovery in %	78.02
8.	Investment	2630.25
9.	Working Capital	12000.00

**B) HARCO BANK**

Sr. No.	Particulars	Projection (₹ in crore)
1.	Own Fund	586.47
A.	Share Capital	148.00
2.	Borrowing	4000.00
3.	Deposits	2700.00
4.	Loan issued	5600.00
5.	Loan outstanding	5500.00
6.	Profit	40.00
7.	Recovery in %	99.96
8.	Investment	1600.00
9.	Working Capital	7500.00

### **Core Banking Solution (CBS)**

**2.54** CBS has been implemented and working Online in Apex Bank and almost all the branches of CCBs. In the next phase, ATM facility, Internet, Mobile Banking etc. with strict security features would be provided to the customers. Cheque Truncation System (CTS) and inter branch transaction services in the CBS Software are being provided to the customers of the Apex Bank. Two Primary Agriculture Co-operative Society (PACS) each of Rohtak, Gurgaon and Ambala DCCBs have been selected on PILOT basis for issue of KCC RUPAY Card to the farmers in the State. The process of remittance of funds through RTGS and NEFT is also under active consideration.

### **TREASURIES AND ACCOUNTS**

**2.55** Presently there are 21 District level Treasuries and 85 Sub-Treasuries in the State which maintain the accounts of all receipts and payments relating to the consolidated funds of the State, public accounts of the state and render accounts to the Accounted General, Haryana twice a month. These Treasuries and Sub-Treasuries are also responsible for the safe custody of non-postal stamps, opium and other valuables worth crores of rupees. This Department has taken a lead for the development of an Integrated Financial and Human Resource Management Information System (IF & HRMIS) for the State Govt. This project has been envisaged to make budgeting controls more effective, improve cash flow management, promote day-wise reconciliation of accounts, improve accuracy and timeliness for preparation of accounts, bring about transparency and efficiency in public delivery system, better financial management along with improve quality of governance in the State. By bringing in the HRMS system and its integration with IFMS, the process of generation and submission of pay-bills, pension management, loans and re-imburement of employees ha been completely integrated and performed with minimum manual intervention.

\*\*\*

## PRICES AND FOOD & SUPPLIES

---

The stability in price level has a direct impact on the economy. The rise in prices of goods and services which is termed as inflation is a crucial determinant in the growth of economy. The inflation is measured by Wholesale Price Index (WPI) as well as Consumer Price Index (CPI). The Wholesale Price Index is based on the prices of commodities in the wholesale markets or the prices at which the bulk transactions takes place, whereas the Consumer Price Index is based on the prices at which the consumer purchases the commodities in local market or the prices at which retail transactions take place. A continuous rise in food articles particularly affects the population living Below Poverty Line (BPL) adversely. However, inflation of 3 to 4 points is an indicator of growth as it encourages production and does not discourage consumption. For assessing the price situation in the State, the Department of Economic & Statistical Analysis, Haryana collects wholesale and retail prices of essential commodities and services on weekly/monthly basis from rural and urban areas of the State and prepares the WPI and CPI for rural Haryana & Working Class.

### WHOLESALE PRICE INDEX

**3.2** The Wholesale Price Index of 20 selected agricultural commodities (Base Year 1980-81=100) of the State from 2008-2009 to 2012-2013 is presented in **Fig. 3.1**. It shows an increase of 51.2 percent from 756.2 in 2008-09 to 1143.1 in 2012-13. The Index rose considerably by 11.5 and 8.8 percent during the year 2010-11 and 2011-12 from the previous years respectively.

**3.3** In order to study the movement of Wholesale Price Index during the year, the month-wise Index from December, 2012 to December, 2013 of the State is presented in **Fig. 3.2**. During this period, the Wholesale Price Index in the State witnessed an increasing trend. It rose from 1139.0 in December, 2012 to 1226.5 in December, 2013 registering an increase of 7.7 percent. This rise is mainly attributed to the increase in the prices of grains, oil seeds, fibres, gur and other crops which recorded an increase of 14.4, 2.2, 6.2, 3.2 and 9.3 percent respectively.

## **CONSUMER PRICE INDEX**

### **Consumer Price Index for Rural Haryana**

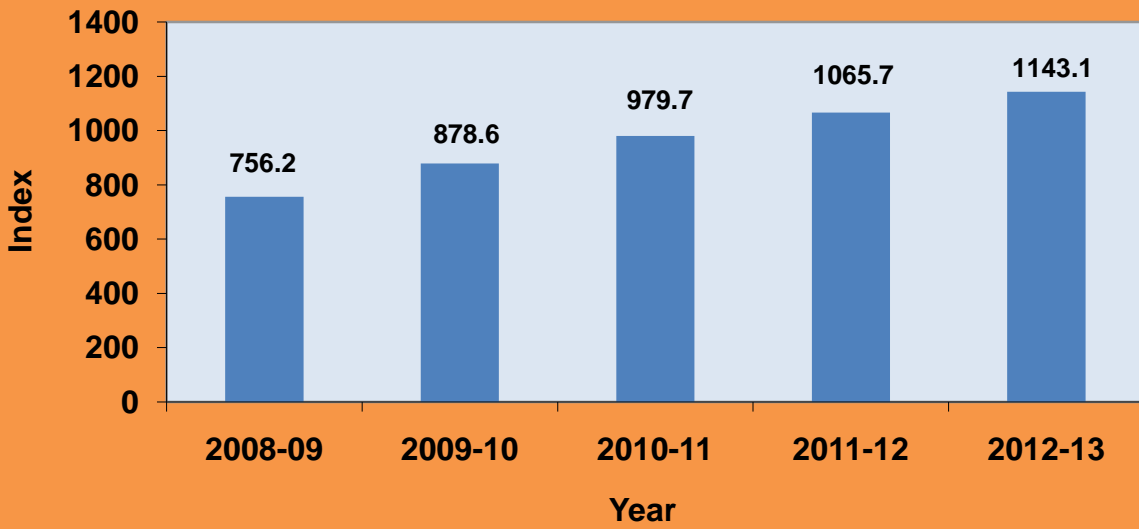
**3.4** Consumer Price Index measures changes in the price level of consumer goods and services purchased by households over a period of time. It is used to adjust the effect of inflation on the real value of wages, salaries and pensions. The main objective of computing this Index is to watch the movement of general level of retail prices of selected essential commodities that are in the consumption pattern of an average rural household in the State. The prices are collected fortnightly from 24 villages from different parts of the State where majority of population was engaged in agriculture and allied occupation.

**3.5** The Consumer Price Index (Rural) of Food Group and General Group moved invariably at the same pace during 2007-2008 to 2008-09 and moved fastly for the Food Group during the period from 2009-10 to 2012-13. The Index of General Group moved by 55.5 percent whereas that of Food Group increased by 69.2 percent from the year 2007-08 to the year 2012-13. Year-wise Consumer Price Index of rural Haryana from 2007-08 to 2012-13 is presented in **Fig. 3.3**. In order to watch the month-wise movement of CPI (Rural) during the year, the Index from December, 2012 to December, 2013 is presented in **Fig. 3.4**. It was 577 in December, 2012 which rose to 619 in December, 2013 by registering an increase of 7.3 percent

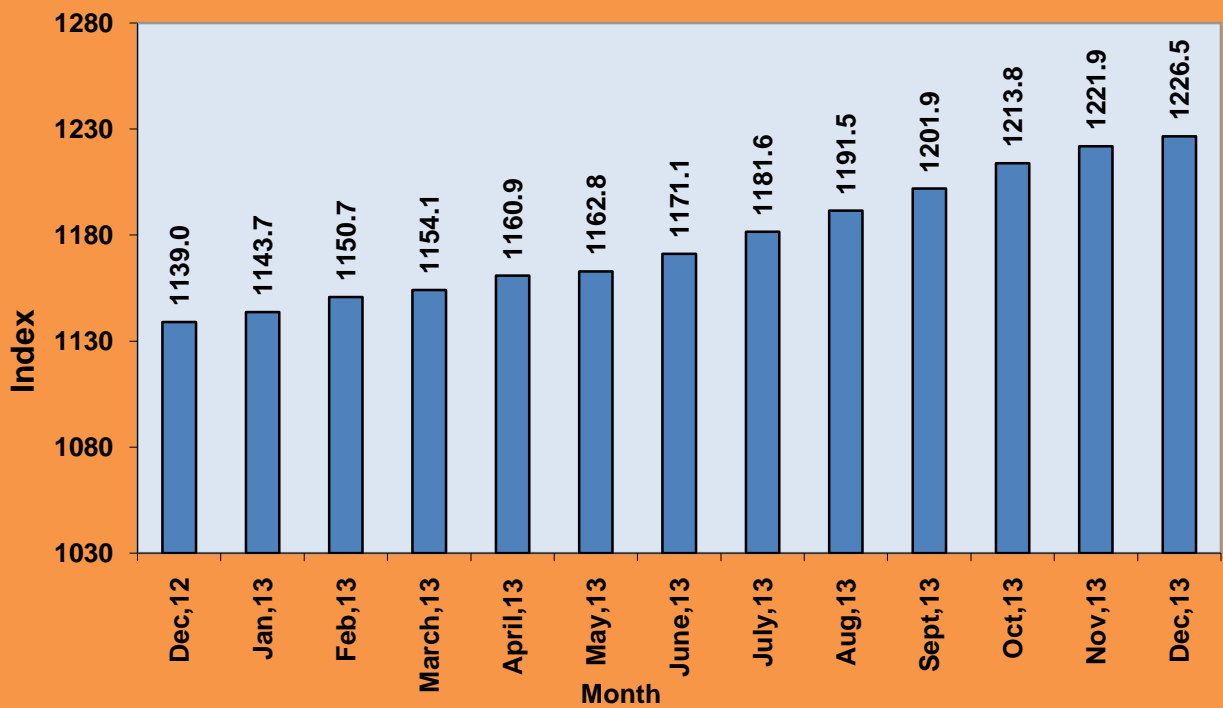
### **Consumer Price Index for Working Class Population**

**3.6** Consumer Price Index for Working Class measures the relative change over time in the level of retail prices of a fixed set of goods and services consumed by an average working class family in a given area with reference to a base year. It is compiled by taking into account the weighted average of the Indices of the six centres namely Surajpur-Pinjore, Panipat, Sonipat, Bhiwani, Hisar and Bahadurgarh. The Consumer Price Index for Working Class from the year 2009 to 2013 of the State is presented in **Fig. 3.5**. The increase in annual average Consumer Price Index for Working Class, Haryana (Base Year 1982=100) for 2013 was 8.5 percent as compared to the increase of 9.0 percent in the year 2012. The centre-wise increase was comparatively high in Sonapat (8.7 percent) whereas it was low in Panipat (8.4 percent) for the year 2013. The month-wise movement of Consumer Price Index for Working Class of the State from December, 2012 to December, 2013 is presented in **Fig. 3.6**. Consumer Price Index for Working Class (Base Year 1982=100) was 862 in December, 2012 which rose to 932 in December, 2013 by registering an increase of 8.1 percent while remaining constant at 887 in April & May, 2013.

**Fig.3.1- Year-wise Wholesale Price Index of Haryana  
(Base Year 1980-81=100)**

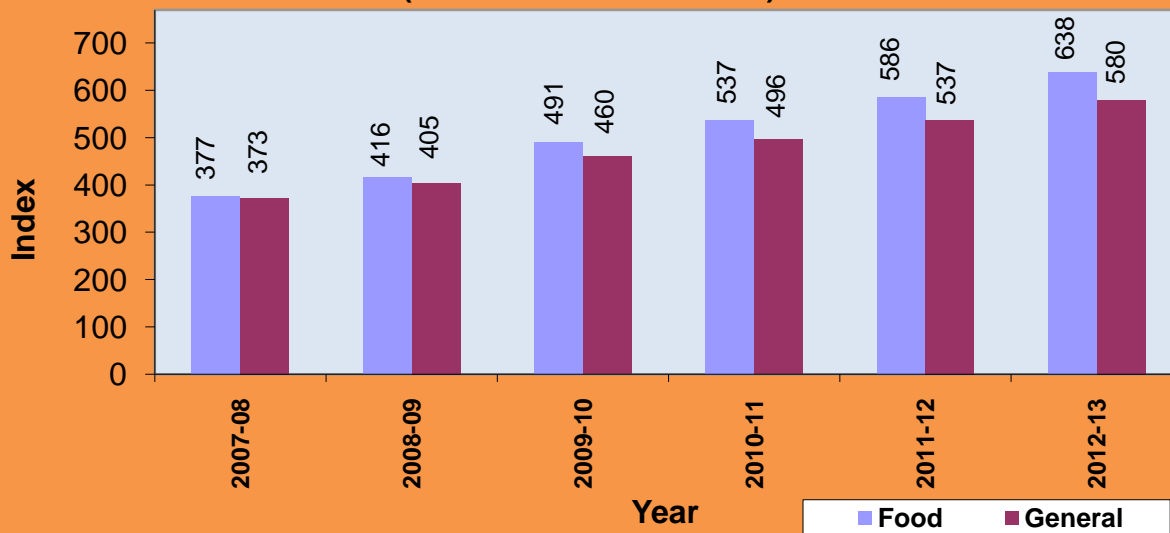


**Fig. 3.2- Monthly Wholesale Price Index for Agricultural Commodities of Haryana  
(Base Year 1980-81=100)**



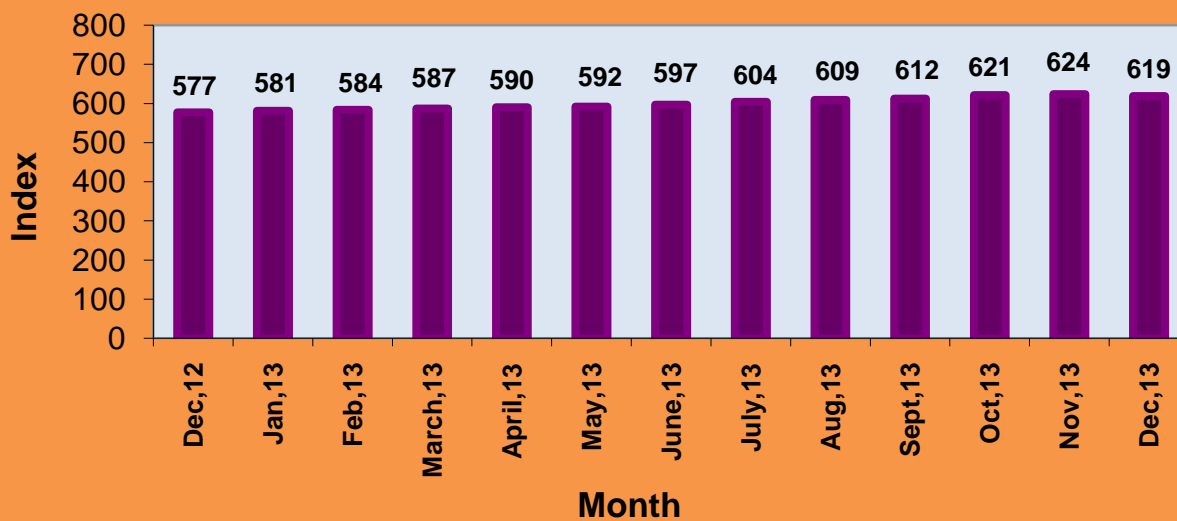
**Fig. 3.3- Year-wise Consumer Price Index (Rural) of Haryana**

**(Base Year 1988-89=100)**

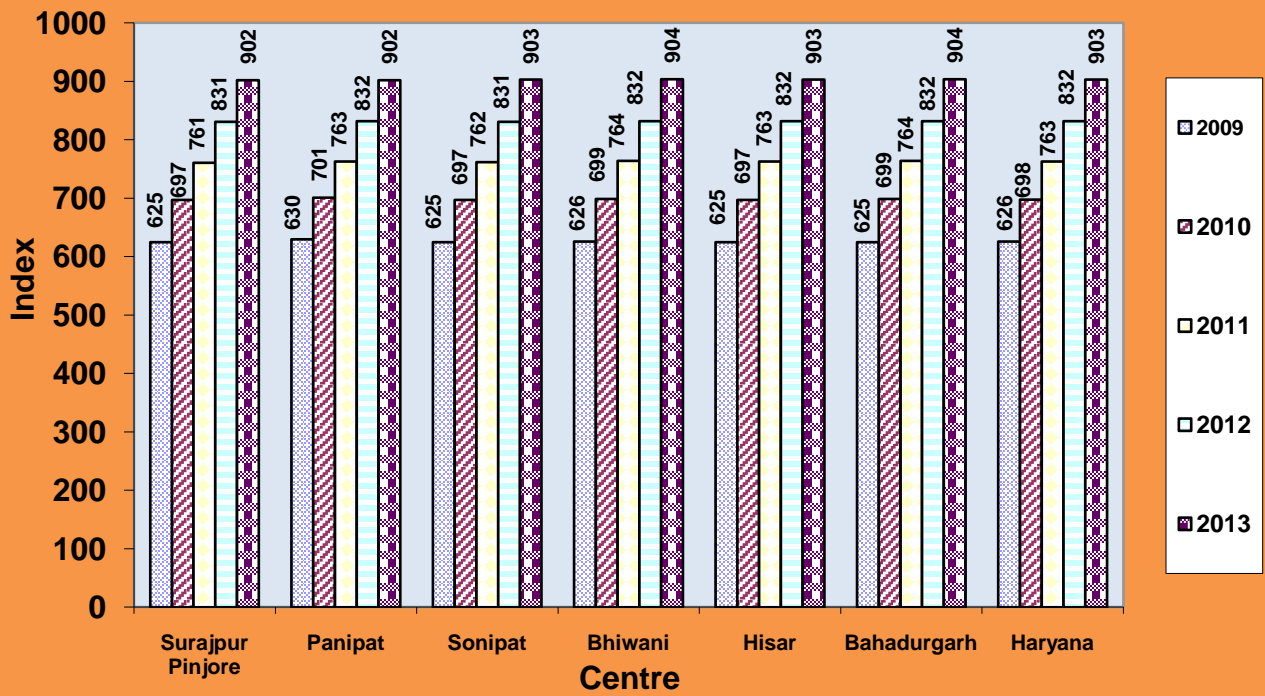


**Fig. 3.4- Month-wise Consumer Price Index (Rural) of Haryana**

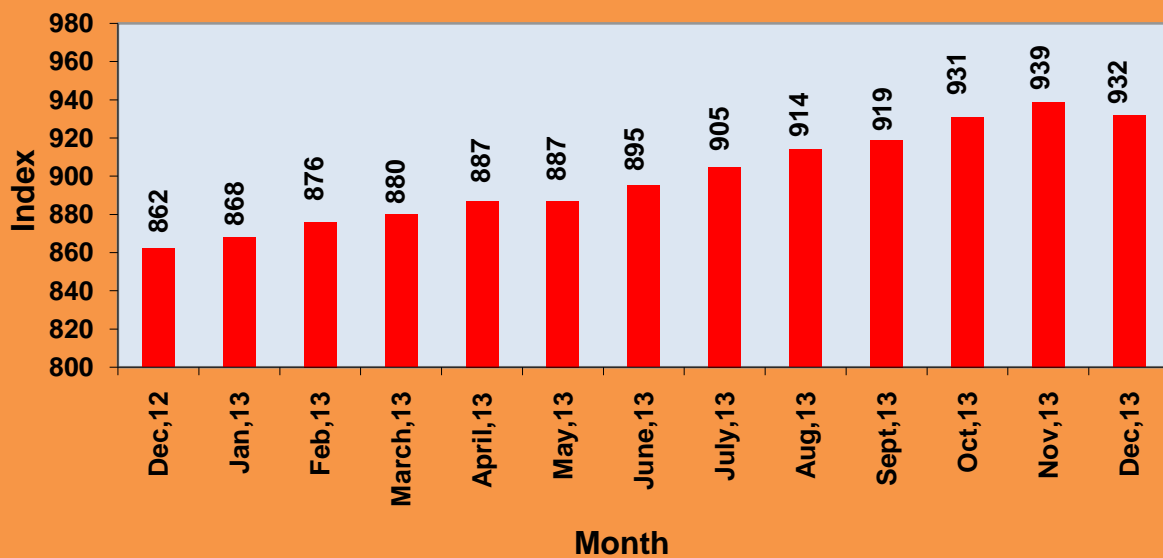
**(Base Year 1988-89=100)**



**Fig. 3.5- Year-wise and Centre-wise Consumer Price Index for Working Class of Haryana (Base Year 1982=100)**



**Fig. 3.6- Monthly Consumer Price Index for Working Class of Haryana (Base Year 1982=100)**





## **FOOD & SUPPLIES**

### **Targeted Public Distribution System**

**3.7** Operation of Targeted Public Distribution System with special emphasis on Below Poverty Line (BPL), including Antodaya Anna Yojana (AAY) families is another important activity. In the State there are 2,67,771 AAY+ Homeless, 4,79,530 CBPL and 3,90,389 SBPL beneficiaries. During 2012-13, 5.06 lakh tonne of wheat was distributed to targeted beneficiaries. Upto the 3<sup>rd</sup> quarter (from October to December, 2013) of 2013-14, 85,993 tonne of wheat has already been distributed to beneficiaries.

**3.8** The Government of Haryana has launched the National Food Security Act, 2013 from 20<sup>th</sup> August, 2013 in the State. The Act classifies the eligible households into two categories i.e. Antodaya Anna Yojana (AAY) families and Priority Households (PHs) in the State. Antodaya Anna Yojana families will continue to get 35 kg. of foodgrains per month at highly subsidized rates of ₹ 2 per kg. Each member of Priority Household will get 5 kg. of wheat at the same rate. The National Food Security Act is a bold initiative to provide Food Security thereby reducing chronic malnutrition in a substantial manner.

**3.9** Under Dal Roti Scheme, the State Government will also provide 2.5 kg. pulses per household per month at subsidized rate of ₹ 20 per kg. to AAY and BPL families to meet their nutritional and proteins needs. The protein contents of the pulse will also provide nutritional security. The distribution of pulses has been started from August, 2013.

### **Storage**

**3.10** The State is conscious of the fact that the national foodgrains scenario has undergone major quantitative changes in the last 3-4 years. Some of the States viz., Madhya Pradesh, Rajasthan, Uttar Pradesh, which were earlier deficit States, have now started contributing significantly to the Central Pool, and is ever increasing. The State of Haryana is aware of the fact that due to changed scenario of procurement & movement of foodgrains in the country, its procurement agencies would now have to store foodgrains for a longer period. Hence, efforts have been made to increase covered storage capacity in a big way. As on 31.1.2014, the State has a covered storage capacity of 76.51 lakh tonne which includes 20.30 lakh tonne capacity added during the last 3 years. Further, storage capacity to the tune of 12.67 lakh tonne is likely to be added during the current year i.e. 2013-14. It is further intimated that the procurement agencies of the State have been directed to add another 22 lakh tonne storage capacity as owned capacity for which necessary action is being taken by the concerned agencies. Out of 22 lakh tonne, 1.29 lakh tonne capacity has already been created.

This would significantly increase the covered storage capacity in the State and it will lead to minimize the storage losses of food grains.

## Procurement

**3.11** Department of Food and Supplies, Haryana procures food/coarse grains with a view to ensure that farmers get remunerative prices for their produce and do not have to resort to distress sale. Procurement also strengthens food security of the nation. During Kharif Marketing Season 2013-14 procurement agencies in the State procured 35.75 lakh tonne of leviabale paddy on Minimum Support Price (MSP). During Rabi Marketing Season 2013-14, 58.56 lakh tonne of wheat was procured on MSP at ₹ 1,350 per quintal. The detail of procurement and MSP from 2005-06 in the State is given in **Table 3.1**.

**Table 3.1 Procurement and MSP in the State**

Year	Wheat Procured (Lakh Tonne)	MSP of Wheat (in ₹)	Paddy Procured (Lakh Tonne)	MSP of Paddy		Bajra Procured (Lakh Tonne)	MSP of Bajra (in ₹)
				Common (in ₹)	Grade-A (in ₹)		
2005-06	45.29	640/-	23.56	570/-	600/-	0.05	525/-
2006-07	22.30	650/- +50 bonus	20.47	580/- + 40 bonus	610/- +40 bonus	-	540/-
2007-08	33.50	750/- +100 bonus	17.85	645/- +100 bonus	675/- +100 bonus	1.23	600/-
2008-09	52.37	1000/-	18.22	850/- +50 bonus	880/- +50 bonus	3.10	840/-
2009-10	69.24	1080/-	26.36	950/- +50 bonus	980/- +50 bonus	0.77	840/-
2010-11	63.47	1100	24.82	1000/-	1030/-	0.74	880/-
2011-12	69.28	1120/- +50 bonus	29.66	1080/-	1110/-	0.18	980/-
2012-13	87.16	1285/-	38.53	1250/-	1280/-	-	1175/-
2013-14	58.56	1350/-	35.75	1310/-	1345/-	-	1250/-

## Consumer Protection Act, 1986

**3.12** Enforcement of the Provisions of the Consumer Protection Act, 1986 and creation of awareness among consumers are other important activities of the Food and Supplies Department. In the State District Fora have been established in all the 21 Districts.

### Setting up of Consumer Helpline

**3.13** A Consumer Helpline in the State of Haryana has been established in the Directorate of Food and Supplies, Haryana and its toll free number is 1800-180-2087. The helpline was made functional w.e.f. 12.8.2013. State Consumer Helpline is helping consumers

by giving guidelines/advice to sort out their complaints in every sphere in State of Haryana. Since its inception (12.8.2013) approximately 3,096 complaints have been received upto 10.2.2014.

### **Legal Metrology**

**3.14** The Legal Metrology Act, 2009 was formulated by the Govt. of India to establish and enforce Standards of Weights and Measures, to regulate trade and commerce in weights, measures and other goods which are sold or distributed by weights, measures or number in the interest of consumers by ensuring correct Weights and Measures in various transactions. During the year 2013-14, against the target of ₹ 10.75 crore, revenue receipt of ₹ 9.19 crore have been collected upto 31.12.2013 by Legal Metrology Organisation (Food & Supplies Department).

### **Brick-kilns**

**3.15** The Haryana Control of Bricks Supplies Order, 1972 was made under the provisions of section 3 of the East Punjab Control of Bricks Supplies Act, 1949. As on 31.1.2014 there were 2,959 Brick-kilns licenses in the State. To ensure availability of bricks for general public and for Govt. development works there is complete ban on the movement of bricks outside the State. This control order has been substantially liberalized by the Haryana Government by de-notifying the provisions like fixations of price of bricks, permit system for bricks, maintenance of production and selling of bricks and monthly statements etc.

### **Smart Card Based PDS Project**

**3.16** The Smart Card based PDS pilot project is being implemented in 4 pilot blocks namely; Ambala-I, Gharaunda, Sonipat and Sirsa of 4 different districts in Haryana by replacing paper based Ration Cards by Smart Ration Cards. 6,46,435 residents have been enrolled during pilot phase. 1,47,883 families have been issued Smart Ration Cards as per their category like APL, BPL & AAY. The Smart Cards have different colour strips for different categories of families (Pink for AAY, Yellow for BPL, Green for APL). Wheat, sugar & kerosene oil are being distributed to BPL and AAY beneficiaries through Smart Card since July, 2012. The aim of the project is to increase accountability, efficiency and transparency in the Public Distribution System. The benefits from successful implementation of the project in these four blocks include containment of spurious and duplicate Ration Cards and complete track of the ownership of stock in the Supply Chain. Depot owner are able to issue commodities after biometric matching. This is a significant improvement in Citizen-Service. In the 5<sup>th</sup> meeting of empowered committee on TPDS held on 17.5.2013 at Krishi Bhawan, New Delhi, it was decided that the State Government would complete and restrict the

implementation of the scheme in the 4 pilot blocks and would not pursue the Smart Card pilot scheme roll out in rest of the State.

### **Citizen Centric Services**

**3.17** Since August, 2011, seven services concerning Ration Cards like issuance of new ration card, duplicate ration card, surrender certificate, inclusion/exclusion of family member, change of address and change of fair price shop etc. have been given fixed timeframe as shown below for facilitating quick services to the public. The process for all these services has been simplified by recasting of application forms.

<b>Sr. No.</b>	<b>Item work</b>	<b>Time Limit</b>	<b>Authority to Whom Complaint is to be Made</b>
1.	Issue of new ration card on receipt of D-I form i.e. Application Form	15 Days	District Food & Supplies Controller
2.	Issuance of new ration card on receipt of surrender certificate	7 days	-do-
3.	Issuance of duplicate ration card	7 days	-do-
4.	Inclusion/deletion of family member	7 days	-do-
5.	Change of address within same jurisdiction	7 days	-do-
6.	Change of address including change of FPS	7 days	-do-
7.	Issuance of surrender certificate	3 days	-do-

**3.18** New simplified forms for all above services have been made available in all field offices/PR Centres. Till December, 2013, field offices of Food and Supplies Department received more than 5.30 lakh applications in this regard and services concerning these applications were rendered within stipulated timelines. Details and timelines of services have been displayed prominently in all the field offices of the Department.

\*\*\*

## AGRICULTURE & ALLIED SECTORS

---

Agriculture has remained the main stay and leading occupation for the people of the State since its inception. The Agriculture Sector has always been an important contributor to the State Gross Domestic Product (GDP). The growth rate of Agriculture Sector in State GDP grew after independence as the Government placed special emphasis on this sector in its Five Year Plans. Further, the Green Revolution took place in the State giving a major boost to the growth of Agriculture Sector. As a consequence of rapid structural transition of the State economy over the years, the contribution of the Agriculture & Allied Sector at constant (2004-05) prices went down to only 15.6 percent in the State GDP during 2012-13. The economic growth of the State has become more sensitive to the growth rates in Industry and Services Sectors during the past few years but the recent experience suggests that high GDP growth without consistent and rapid agricultural growth is likely to accelerate inflation in the State which would jeopardize the larger growth process. Therefore, the growth of the Agriculture and Allied Sector continued to be a critical factor in the overall performance of the State economy.

**4.2** Agriculture and Allied Sector is composed of Agriculture, Forestry & Logging and Fishing Sub-sectors. Agriculture including crop husbandry and dairy farming is the main component contributing about 95 percent in GDP of Agriculture and Allied Sector. The contribution of Forestry and Fishing Sub-sectors in GDP of Agriculture and Allied activities is merely around 4 and 1 percent respectively resulting in very low impact of these two Sub-sectors on the overall growth of Agriculture and Allied Sectors.

### **Growth of Agriculture & Allied Sectors**

**4.3** The Department of Economic & Statistical Analysis, Haryana prepares the estimates of Gross Domestic Product of Agriculture & Allied Sector annually at factor cost both at current and constant (2004-05) prices. The Agriculture Sector recorded the average annual growth of 3.7 percent in the period of the 11<sup>th</sup> Five Years Plan. The Forestry & Logging Sector registered the average growth of 2.4 percent whereas Fishing Sector recorded

-----  
*State economic indicators i.e. GSDP and GFCF are based on estimates prepared by Department of Economic and Statistical Analysis, Haryana and all India economic indicators are based on estimates released by Central Statistics Office, New-Delhi.*

the average growth of 12.0 percent in the 11<sup>th</sup> Five Years Plan. Agriculture & Allied Sector as a whole recorded the average growth of 3.7 percent during the plan period.

**4.4** It is also pointed out that the average annual growth of Agriculture and Allied Sector of the State recorded as 3.7 percent during the 11<sup>th</sup> Five Year Plan was slightly lower than that achieved at All India level (4.1 percent as per GDP estimates released by CSO). The growth rates recorded by the State and Indian economy in Agriculture and Allied Sector during different years of 11th Five Year Plan (2007-12) and onwards have been shown in **Table 4.1**.

**4.5** The Quick Estimates for 2012-13 indicates that the GDP at constant (2004-05) prices from Agriculture & Allied Sector decreased slightly from the level of ₹ 29,593.91 crore in 2011-12 to ₹ 29,378.24 crore in 2012-13 recording the negative growth of 0.7 percent during 2012-13. The GDP at constant (2004-05) prices individually from Agriculture, Forestry and Fishing Sectors during 2012-13 has been recorded as ₹ 27,805.76 crore, ₹ 1,271.48 crore and ₹ 301 crore respectively. The growth rates recorded individually for Agriculture, Forestry and Fishing Sectors during 2012-13 were (-)1.0, 3.0 and 5.2 percent, respectively. The negative growth of 1.0 percent in Agriculture Sector could be explained by the sharp decrease in production of wheat (15.3 percent), cotton (9.0 percent), maize (23.3 percent), bajra (32.7 percent), gram (27.4) and jowar (15.2 percent) during the year.

**Table 4.1- Growth of Agriculture and Allied Sectors**

Sectors	2007-08	2008-09	2009-10	2010-11	2011-12P	2012-13Q
<b>Haryana*</b>						
Agriculture	-0.3	7.4	-1.7	5.3	7.6	-1.0
Forestry	3.0	2.4	2.1	2.5	2.2	3.0
Fishing	11.9	13.3	15.5	6.6	12.8	5.2
Agriculture and Allied	-0.1	7.2	-1.4	5.2	7.4	-0.7
<b>All India**</b>						
Agriculture and Allied	5.8	0.1	0.8	8.6	5.0	1.4

Source:

\* Department of Economic & Statistical Analysis, Haryana.

\*\* Central Statistics office, New-Delhi.

P: Provisional Estimates, Q: Quick Estimates.

### **Gross Fixed Capital Formation in Agriculture**

**4.6** The Gross Fixed Capital Formation (GFCF) in Agriculture and Allied Sectors is also an important indicator of growth of this Sector on long term basis. The Department of Economic and Statistical Analysis, Haryana prepares the estimates of GFCF on yearly basis to assess the growth of fixed capital formation in Agriculture and Allied Sectors. The contribution of Gross Fixed Capital Formation in Haryana in Agriculture and Allied Sectors at constant (2004-05) prices declined from 9.3 percent in 2004-05 to 8.4 percent in 2005-06. Thereafter,

it recovered to 9.3 percent in 2009-10 but again declined to the level of 8.4 percent in 2010-11. However it again slightly increased to 9.0 percent in 2011-12.

### **Agriculture Indices**

**4.7** The Index (Base Triennium ending 2007-08=100) of area under crops moved from 100.10 in 2007-08 to 112.83 in 2012-13 whereas index of agricultural production increased from 104.88 to 115.65 during the same period. The index of average yield decreased from 104.78 to 102.50 during the period due to the unfavorable weather conditions. The index of area which was increased 104.83 in 2011-12 to 112.83 in 2012-13. The index of production decreased from 121.86 in 2011-12 to 115.65 in 2012-13. The index of yield also decreased from 116.25 in 2011-12 to 102.50 in 2012-13. The index of area under crops increased in 2012-13 but the index of average yield was the lowest and the index of production was highest in the same period. The indices of area under crops, agricultural production and yield from the year 2007-08 to 2012-13 (Base Triennium ending 2007-08=100) for the State are depicted in **Fig. 4.1 and Annexure 4.1.**

**4.8** In the State, about 68.17 percent of the cropped area is under food grains and the remaining 31.83 percent area is under non-food grains. The food grains comprise mainly cereals and pulses with weights of 67.06 and 1.11 percent respectively. Non-food grains consists of oilseeds, fiber and miscellaneous crops with weights 6.09, 16.60 and 9.14 percent respectively. The index of agricultural production of all crops moved moderately from 104.88 in 2007-08 to 105.57 in 2009-10. Thereafter, it moved considerably to 109.10 in 2010-11. But it decreased from 121.86 in 2011-12 to 115.65 in 2012-13. **Fig. 4.2 and Annexure 4.2** depict movement of indices of agricultural production (Base Triennium ending 2007-08=100) of food grains, non-food grains and all crops.

**4.9** The index of agricultural production of cereals moved from 106.45 in 2007-08 to 113.46 in 2010-11 reflecting an increase of 6.59 percent during the period. It increased considerably to 126.07 in 2011-12 but the same decreased to 114.05 in 2012-13. **Fig. 4.2 and Annexure 4.2** show the movement of indices of agricultural production for cereals & pulses from the year 2007-08 to 2012-13.

**4.10** The indices of agricultural production for oilseeds increased from 81.79 in 2007-08 to 121.20 in 2008-09. However, it decreased to 115.01 in 2009-10 and 128.03 in 2010-11. But it decreased to 100.02 in 2011-12 and it increased to 128.74 in 2012-13. The indices of agricultural production for fibers registered an increase of 2.03 percent while moving from 108.88 in 2007-08 to 111.09 in 2009-10. It dropped to 101.21 in 2010-11 by 8.89 percent but it increased to 151.89 in 2011-12. It decreased to 138.16 in 2012-13. **Fig. 4.2**

and **Annexure 4.2** show the movement of indices of agricultural production for oilseeds and fibers from the year 2007-08 to 2012-13.

## **AREA, PRODUCTION AND YIELD OF PRINCIPAL CROPS**

### **Area Under Principal Crops**

**4.11** The gross area sown in the State during 1966-67 was 45.99 lakh hectare which was increased to 65.05 lakh hectare during 2011-12. However, during the year 2012-13, the gross area sown in the State was likely to remain 60.52 lakh hectare and during 2013-14 it is likely to be 62.43 lakh hectare. The contribution of area under Wheat and Paddy crops to the total gross area sown is likely to be about 59.3 percent in 2013-14. The area under Paddy crop is estimated to be 12.28 lakh hectare in 2013 and the area under Wheat crop is likely to be 24.90 lakh hectare in 2013-14. The area under commercial crops i.e. Sugarcane, Cotton and Oilseeds has fluctuating trends (**Table 4.2**).

**Table 4.2- Area Under Principal Crops in Haryana**

							(000 Hectare)
Year	Wheat	Paddy	Total F/Grain	Sugarcane	Cotton	Oilseeds	Gross Area Sown
1966-67	743	192	3520	150	183	212	4599
1970-71	1129	269	3868	156	193	143	4957
1980-81	1479	484	3963	113	316	311	5462
1990-91	1850	661	4079	148	491	489	5919
2000-01	2355	1054	4340	143	555	414	6115
2005-06	2303	1047	4311	129	584	736	6509
2006-07	2376	1042	4348	141	527	622	6407
2007-08	2461	1073	4477	140	482	511	6458
2008-09	2462	1211	4621	91	456	528	6484
2009-10	2488	1206	4541	79	505	523	6351
2010-11	2504	1243	4702	85	493	521	6357
2011-12	2531	1234	4581	95	602	546	6505
2012-13	2497	1215	4397	101	595	571	6052
2013-14 (Provisional)	2490	1228	4480	102	564	570	6243

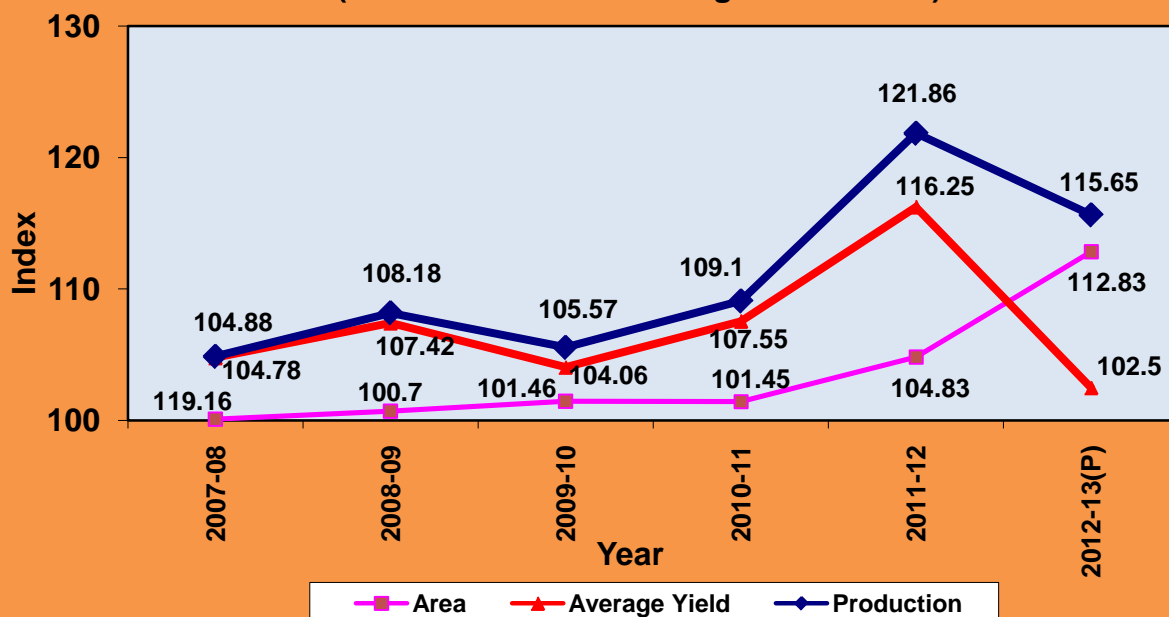
Source: Deptt. of Land Records, Haryana & Agriculture Deptt., Haryana.

### **Production of Principal Crops**

**4.12** A remarkable increase in foodgrains production is visible in Haryana State since its inception. The foodgrains production in the State has reached an impressive level of 183.70 lakh tonne during the year 2011-12, registering an increase of more than seven time as compared to a meager 25.92 lakh tonne production in 1966-67. The Wheat and Paddy crops have played a major role in pushing up the agricultural production. The production of Wheat and Rice (the main cereal crops of the State) has achieved significantly. The production of Wheat during 2012-13 was 111.17 lakh tonne and production of Rice during 2012 was 39.76 lakh tonne, registering 10.4 fold increase in Wheat and about 17.8 fold increase in Rice production as compared to 10.59 lakh tonne and 2.23 lakh tonne production respectively

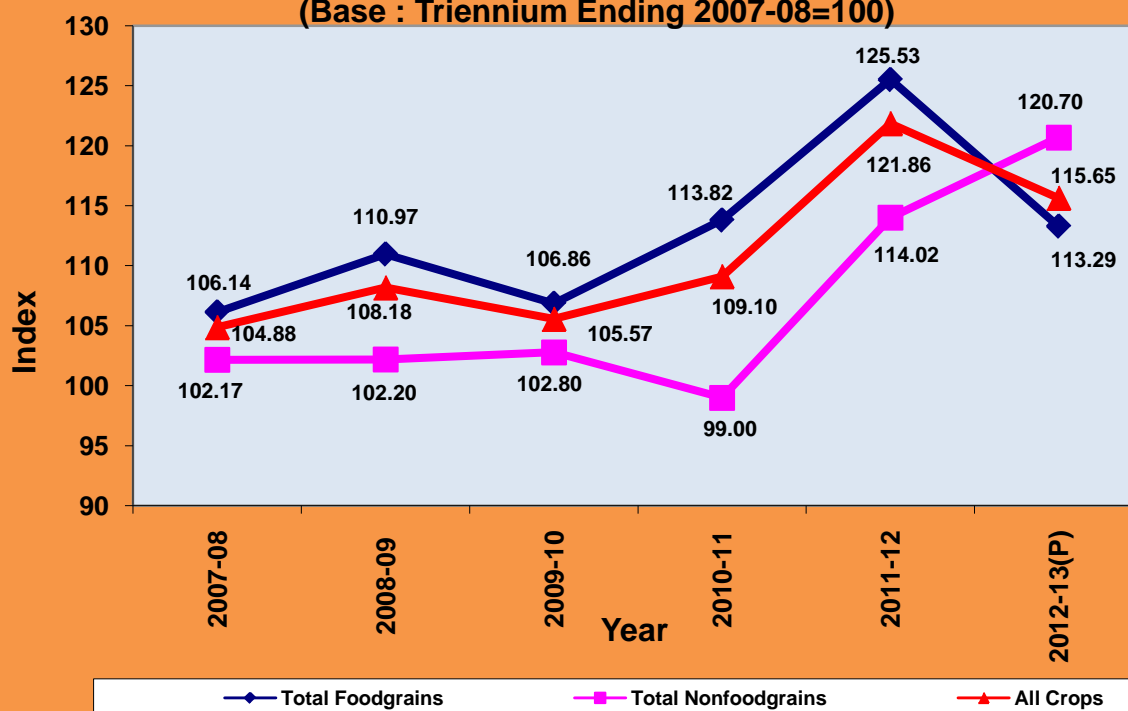


**Fig. 4.1- Agriculture Indices of Area, Yield and Production of Haryana  
(Base : Triennium Ending 2007-08=100)**



**Fig. 4.2- Agriculture Production Indices of Haryana**

**(Base : Triennium Ending 2007-08=100)**



during the 1966-67. The production of total foodgrains in the State is likely to be 176.41 lakh tonne in 2013-14. The production of Rice is likely to be 39.98 lakh tonne in 2013. Similarly, the production of Wheat is likely to be 123.30 lakh tonne in 2013-14. The production of Oilseeds and Sugarcane during 2013-14 is estimated as 10.17 lakh tonne and 74.46 lakh tonne respectively. The production of Cotton is estimated to be 20.17 lakh bales in 2013-14 (**Table 4.3**).

**Table 4.3- The Agricultural Production of Major Crops**

Year	(000 Tonne)					
	Wheat	Rice	Total F/Grain	Oilseeds	Cotton (000 bales)	Sugarcane
1966-67	1059	223	2592	92	288	5100
1970-71	2342	460	4771	99	373	7070
1980-81	3490	1259	6036	188	643	4600
1990-91	6436	1834	9559	638	1155	7800
2000-01	9669	2695	13295	563	1383	8170
2005-06	8853	3194	13006	830	1502	8310
2006-07	10059	3371	14759	837	1805	9651
2007-08	10232	3606	15294	617	1882	8850
2008-09	11360	3299	16178	911	1862	5206
2009-10	10488	3628	15346	862	1919	5707
2010-11	11578	3465	16568	965	1747	6042
2011-12	13119	3757	18370	758	2616	6953
2012-13	11117	3976	16226	980	2384	7437
2013-14 (Provisional)	12330	3998	17641	1017	2017	7446

Source: Deptt. of Land Records, Haryana & Agriculture Deptt. Haryana.

### Yield of Principal Crops

**4.13** The average yield of Wheat and Rice at all India level was 3,140 and 2,372 kg. per hectare, whereas in Haryana it was 4,452 and 3,272 kg. per hectare respectively during 2012-13. The average yield of Wheat and Rice during 2013-14 is estimated at 4,952 and 3,256 kg. per hectare respectively in the State (**Table 4.4**).

**Table 4.4- Average Yield of Wheat and Rice in Haryana and at all India Level**

Year	Haryana		India	
	Wheat	Rice	Wheat	Rice
2000-01	4106	2557	2708	1901
2005-06	3844	3051	2619	2102
2006-07	4232	3238	2708	2131
2007-08	4158	3361	2785	2203
2008-09	4614	2724	2907	2178
2009-10	4215	3008	2907	2125
2010-11	4624	2788	2938	2240
2011-12	5183	3044	3140	2207
2012-13	4452	3272	NA	2372
2013-14 (Provisional)	4952	3256	NA	NA

Source: Deptt. of Land Records, Haryana & Agriculture Deptt. Haryana.

**4.14** The target of foodgrains production in the State for the year 2013-14 has been fixed at 180.15 lakh tonne (52.87 lakh tonne for Kharif and 127.28 lakh tonne for Rabi season)

which is 10 percent more than the last year achievement. Similarly, the targets of Sugarcane, Cotton and total Oilseeds production were fixed at 80.30 lakh tonne, 26.82 lakh bales and 11.15 lakh tonne respectively.

**4.15** Krishi Karman has been awarded to Haryana State during 2010-11 and 2011-12 for better performance of Wheat production. Commendation award has been announced to our State for 2012-13 recently for continuous achievements in Wheat and Rice production.

**4.16** Haryana is one of the biggest contributor of foodgrains to the Central Pool. More than 60 percent export of Basmati Rice is taking place from Haryana alone.

#### **Area Under High Yielding Varieties**

**4.17** The area under High Yielding Varieties of Wheat, Paddy, Maize and Bajra was 97.6, 54.4, 88.0 and 98.4 percent respectively during the year 2012-13 whereas it is likely to be 97.8, 50.4, 90.0 and 99.4 percent respectively during the year 2013-14.

#### **Area Under Plant Protection measures**

**4.18** The area under plant protection measures was 71.10 lakh hectare in 2012-13 and which is likely to be 71.12 lakh hectare in 2013-14. The consumption of pesticides has slightly increased from 4,050 tonne in 2012-13 to 4,100 tonne in 2013-14.

#### **Crop Insurance Schemes**

##### **Weather Based Crop Insurance Scheme (WBCIS)**

**4.19** The scheme was for the first time started in the State during Rabi 2009-10. Presently, WBCIS is likely to be implemented in 27 blocks of the 12 districts in the State. Wheat and Paddy are mainly covered crops. This scheme is based on several weather parameters such as deficit rainfall, excess rainfall, temperature and dry days instead of yield parameters. 2,63,595 farmers have been covered till Kharif 2013-14 under this scheme. Claim of ₹ 4,147.89 lakh has been paid up to Rabi 2012-13.

##### **Modified National Agriculture Insurance Scheme (MNAIS)**

**4.20** The scheme was for the first time started in the State during Kharif 2011 on pilot basis in Karnal and Kaithal districts for Paddy crop. Presently, MNAIS is being implemented in 4 districts namely Karnal, Kaithal Rohtak and Jind districts for Wheat and Paddy crops. Scheme is going to be implemented at Village level as a unit. There is a provision of 40 to 75 percent subsidy depending on various premium slabs from 2 to 15 percent. All the claims are given by the implementing agencies. 2,17,153 farmers have been covered up to Kharif 2013-14. ₹ 3,418.15 lakh as premium have collected upto Kharif 2013-14 and claim of ₹ 5,312.51 lakh have been paid.

## **Agriculture Production Initiatives**

**4.21** Govt. of India has launched two new centrally sponsored schemes namely National Food Security Mission (NFSM) and Rashtriya Krishi Vikas Yojana (RKVY) from Rabi 2007-08. The main objective of the NFSM is to increase the production of Wheat and Pulses through area expansion and productivity enhancement in a sustainable manner in the identified districts in the State. An amount of ₹ 50 crore has been allocated during 2013-14 under NFSM. The main objective of the RKVY is to help/achieve the growth target of 4 percent per annum in agriculture and allied sectors. RKVY is aimed to incentivising the States to invest more in agriculture and allied sectors and it offers considerable flexibility to the State in the planning, selection and approval of the project. For optimum use of scares irrigation resources under ground pipeline system is promoted and an amount of ₹ 48 crore is being spent on the activities under RKVY.

**4.22** Haryana can legitimately claim the privilege of being a pioneer in adopting Sprinkler Irrigation Technology in the country. During the year 2012-13, 9,937 new Sprinkler sets are installed raising the total number of Sprinkler sets to 1,39,732 in the State. These sets are functioning mostly in the arid and semi arid belts of the State. Laying Out Underground Pipeline System is popular water saving method being adopted by the farmers. During the year 2012-13, 21,912 hectare area was brought under this system and ₹ 32.76 crore were utilized for providing assistance @ 50 percent of the cost of system with maximum ceiling of ₹ 60,000 per beneficiary. During the year 2013-14, an amount of ₹ 48 crore has been approved under RKVY to cover 38,000 hectare area.

## **FERTILIZERS**

**4.23** Because of the introduction of High Yielding Varieties in the State, the consumption of chemical fertilizers has increased steadily (**Table 4.5**).

**Table 4.5- Consumption of Fertilizers in the State  
(Kg. per hectare)**

<b>Year</b>	<b>Consumption of Fertilizers</b>
1990-91	99
2000-01	152
2005-06	173
2006-07	173
2007-08	187
2008-09	199
2009-10	209
2010-11	209
2011-12	224
2012-13	224
2013-14 (Tentative)	225

Source: Department of agriculture, Haryana.

## **IRRIGATION**

**4.24** Haryana, without any perennial source of surface water and with various interstate agreements, has only 14 MAF water compared to the requirement of 36 MAF. Despite this State is managing the surface water resources so well that it has become one of the main contributors to the national basket of food grains. The network of canal system in the State is old and therefore rehabilitation of the same has become very important. In order to reduce the losses in carriage of water, rehabilitation of canal network has been taken up in a phased manner. About 51 channels have been rehabilitated at a cost of ₹ 102 crore during the current financial year. The major work of rehabilitation of Barwala Branch costing to ₹ 36.19 crore has been completed. Work on Remodeling and Rehabilitation of Water Courses has also been taken up in a phased manner. Out of total identified 7,500 watercourses, 2,697 watercourses have been rehabilitated so far and work on 79 watercourses is in progress. Balance watercourses will be rehabilitated in a phased manner over a period of time.

**4.25** Beside this, project of construction of O.P. Jindal Nalwa Disty. to resolve the problem of irrigation and drinking water in the areas of districts Hisar & Bhiwani with cost of ₹ 30.50 crore under NABARD funding is in-progress and for recharging of ground water and improving the quality of drinking water in assembly constituency of Sirsa, Rania and Dabwali of district Sirsa for utilization of rain/flood water from river Ghaggar during Kharif season, construction of Ratta Khera Kharif Channel costing ₹ 71.79 crore has been started. To utilize the surplus water of river Yamuna during monsoon for recharge of the ground water, construction of Dadupur Shahbad Nalvi Irrigation Scheme in 2<sup>nd</sup> phase has been taken up & likely to be completed by March, 2014 and first phase has already been completed.

**4.26** NCR Water Supply Channel for augmenting drinking water supply to Gurgaon and other growing industrial townships such as Manesar, Bahadurgarh, Sampla and Badli has been constructed. The water supply has also been released in the channel to meet the requirement of HUDA for Gurgaon. Kaushalya Dam has been constructed on Ghaggar River in district Panchkula to provide drinking water to Panchkula and its adjoining areas besides moderating flash floods.

**4.27** Most of old water bodies in the State are now diminishing due to urbanization. The State Government is putting its best efforts to rejuvenate some of water bodies namely; Kotla Lake, Bibipur Lake, Ottu Lake and Peer Bhaudi. The land for deepening and widening of Kotla and Peer Bhaudi is being acquired shortly. Besides this, work of rejuvenation of Ottu Lake with cost of ₹ 45.23 crore has already been executed. The water stored in Ottu Lake is being utilized in Sirsa district through various Kharif channels.

**4.28** During the monsoon season 2013, unprecedented widespread torrential rains in the catchment area of Yamuna and its tributaries, spreaded in the States of Uttarakhand and Himachal Pradesh and it was recorded in the month of June where as the normal monsoon period starts from 1<sup>st</sup> July. But on 17<sup>th</sup> of June, 2013 a discharge of 8,06,462 cusecs was recorded at the Hathni Kund Barrage (HKB) which was the highest ever recorded. The flood caused some damages and erosion of land along the river but the damages were reduced due to flood works executed after the flood 2010 which performed well and efficiently. During the current financial year, 54 schemes of flood control and drainage works have been completed. Besides this, work on 84 schemes is under progress. The total expenditure on completed and on-going schemes would be more than ₹ 110 crore during the financial year 2013-14.

### **PRODUCTION AND DISTRIBUTION OF CERTIFIED SEEDS**

**4.29** The Haryana Seeds Development Corporation Limited (HSDC) had produced 8,930 qtl. certified seeds of Kharif crops and 3,19,166 qtl. certified seed of Rabi crops during the year 2012-13. To ensure timely availability of certified seeds at the door steps of the farmers, the Corporation has a network of 74 sale counters, besides sale outlets of Institutional Agencies such as MINIBANKS, HAFED, HLRDC and HAIC. The Corporation also opens temporary sale counters in the State on the need basis. HSDC is also arranging sale of Weedicides/Pesticides/Insecticides and Fungicides to facilitate the farmers for getting maximum agriculture inputs from its sale outlets. HSDC is marketing its goods with the brand name “HARYANA BEEJ”, which is quite popular among the farmers. The Corporation also supplies seeds outside the State to various State Seed Corporations, Agriculture Departments, Bulk Seed Purchasers and Distributors. During the year 2012-13, the Corporation sold 2,76,928 qtl. (including out State supplies) certified seeds of various Crops viz-a-viz Paddy, Pulses, Jowar, Bajra Til, etc. in Kharif 2012 and Wheat, Pulses, Oilseeds, Barley, Barseem and Oats in Rabi 2012-13. The tentative sale of various certified seeds during the year 2013-14 is 2,96,423 qtl. (Kharif 32,922+ Rabi 2,63,501). HSDC is providing quality seeds to the farmers of the State on subsidized rates under various Schemes sponsored by Govt. of India/State Govt. i.e. NFSM, MMA, ISOPOM, RKVY, Crop Diversification Scheme, State Plan, A3P and Seed Village Scheme.

**4.30** Under Rashtriya Krishi Vikas Yojna (RKVY) HSDC has distributed 6,491 qtl. Dhaincha seed for green manuring during Kharif 2013 at 50 percent subsidy. HSDC has supplied 5,761 qtl., and 5,000 qtl. certified Seed of Moong to the farmers of Haryana at subsidy of 50 percent and Accelerated Pulses Production Programme respectively during Summer/Kharif 2013. During financial year 2013-14, HSDC has sold/supplied open pollinated and Hybrid vegetable seeds to the farmers of Haryana on 50 percent subsidy. During Kharif

2013 HSDC sold 899 packets of B.T. Cotton to the farmers of Haryana State. HSDC has also sold 4,176 qtl. Barseem and 534 qtl. Oats Seeds through HSDC sale counters on 75 percent subsidy under Accelerated Fodder Development Programme to the farmers of the State during Rabi 2013-14 respectively.

## **SEED CERTIFICATION**

**4.31** The Haryana State Seed Certification Agency was set up during the year 1976 under Section-8 of Seeds Act-1966. The main function of the Agency is to certify, as per prescribed standards, the seeds of crops/varieties notified by the Government of India under Section-5 of Seeds Act-1966. During the year 2012-13, 63,540 hectare area of seed crops was inspected and 16,52,490 qtl. seeds certified. There is a target of inspection of 89,200 hectare area of seed crops and certification of 22,25,000 qtl. seeds during the year 2013-14. Presently, 165 processing plants are under operation in public and private sector in the State wherein seed processing work of various crop varieties is under taken for certification purpose.

## **HORTICULTURE**

### **Area and Production of Horticultural Crops**

**4.32** Haryana is fast emerging as one of the leading States in the field of Horticulture. Horticulture crops covers about 6.70 percent of the gross cropped area of the State. Production of Horticultural crops in the State was 56.97 lakh tonne during the year 2012-13.

### **Fruit and Vegetable Cultivation**

**4.33** The Department of Horticulture is encouraging cluster approach for the better development of fruit cultivation according to climatic and soil conditions, resulting in increase in area and production of fruit to 49,536 hectare and 5,16,070 tonne respectively during the year 2012-13. For the current year 2013-14, a target of additional area of 2,500 hectare with production of 5,50,000 tonne was fixed and out of which an area of 1,699 hectares with production of 3,85,486 tonne has been achieved up to December, 2013.

**4.34** Having close proximity to NCR the requirement of fresh vegetable has increased manifold. In the year 2012-13, the area and production of vegetables was 3,60,339 hectare and 50,11,311 tonne respectively. For the current year 2013-14, a target of 3,70,919 hectare area with production of 60,00,000 tonne has been fixed and out of which an area of 3,02,387 hectare with production of 32,77,804 tonne has been achieved upto December, 2013.

### **Spices**

**4.35** In the year 2012-13, the area under spices has gone upto 18,454 hectare. For current year 2013-14, a target 18,700 hectare has been fixed and so far 17,386 hectare area has been brought under spices cultivation upto December, 2013.

## **Medicinal and Aromatic Plants**

**4.36** An area of 1,750 hectare has brought under Medicinal & Aromatic Plants during 2012-13. A target of 1,035 hectare area has been fixed for the year 2013-14 and 472 hectare area has been covered upto December, 2013.

## **Mushroom**

**4.37** Haryana is the largest producer of seasonal Button Mushroom in the country. In the year 2012-13, production of 8,620 tonne has been achieved. For the current year 2013-14, a target of 9,600 tonne has been fixed and out of which 3,311 tonne production has been achieved upto December, 2013.

## **Flower Cultivation**

**4.38** In the year 2012-13, the area under flowers has gone up to 6,470 hectare. For current year 2013-14, a target of 6,552 hectare has been fixed and so far 5,438 hectare area has been brought under flower cultivation up to December, 2013.

## **Green Houses**

**4.39** For raising disease free nursery, off-season and pesticide residue free of vegetables, green house technology can play a vital role. In the year 2012-13, only 132.58 hectare of Poly Houses were constructed. With the successfully implementation and demonstration of Indo-Israel Project a large number of farmers are motivated to adopt this technology. For current year 2013-14, a target of 122.68 hectare of Green House was fixed and upto December, 2013 an area of 67.98 hectare has been achieved.

## **Horticulture Initiatives**

**4.40** Govt. of India has launched National Horticulture Mission for the holistic development of Horticulture. Under this mission, during the year 2012-13, all the districts except Faridabad, Rewari and Kaithal have been covered.

**4.41** Under water management scheme, an amount of ₹ 10.38 crore has been sanctioned for construction of 255 Community Tanks/Water Farm Ponds during the year 2013-14. Upto December, 2013, 203 Water Farm Ponds have been constructed by the farmers at their field.

**4.42** Under National Mission on Micro Irrigation Scheme, an area of 31,786 hectare has been covered under Micro Irrigation system by the end of financial year 2012-13. For the current year 2013-14, a target of 9,240 hectare area has been fixed and upto December, 2013, 4,237 hectare of area has been covered under Micro Irrigation.

**4.43** In the Centre of Excellence for Vegetables (CEV) at Gharaunda, Karnal the new technologies are being demonstrated and farmers are trained and encouraged to adopt the same. In the Centre of Excellence for Fruits at Mangiana, Sirsa new varieties of Citrus, Olives,



Pomegranate and Date Palm have been imported and are being demonstrated. In 14 districts of the State 14 Front Line Demonstration Centres at farmers field have been established on the pattern of Centre of Excellence for Vegetables to transmit the agro-technologies developed. Centre for sub-tropical fruits at Ladwa, Kurukshetra for ₹ 9.10 crore has been sanctioned. Integrated Bee Keeping Development Centre (IBDC) is being setup at GGN, Ramnagar, Kurukshetra with a cost of ₹ 10.50 crore. The work has been started and is under progress. Flower project has been sanctioned with a cost of ₹ 15 crore which is to be set up at CEV, Gharaunda (Karnal). Papaya and Banana Centre is being setup at Gurgaon, Sewakheri, Panipat under RKVY Scheme with a cost of ₹ 1.39 crore. The work has been started and is in progress. Guava Development Centre is being setup at Gurgaon, Bhuna, Fatehabad. The work has been started and is in progress.

## **AGRICULTURAL TEACHING, RESEARCH AND EXTENSION**

**4.44** The CCSHAU has three major activities to undertake: the teaching, research and extension. To respond to the farmers needs/problems, above activities are undertaken religiously and meticulously, in the light of day-to-day innovative methodology and technological developments.

### **Salient Achievements/Progress Made During- 2013**

- Three hundred & eleven students were admitted to various under-graduate programmes for the academic session 2013-14. In addition to this, 11 foreign students from countries viz., Bhutan, Malawi, Afghanistan, Somalia, Fiji and Mongolia were also admitted in B.Sc. (Hons.) Ag. 4-Year Programme.
- Two hundred students were admitted to M.Sc./MBA/M.Tech.(Agril.Engg.) in different colleges. This includes 7 foreign students from countries viz., Afghanistan, Vietnam, Indonesia and Sri Lanka.
- Nineteen students were awarded other agencies fellowship viz., Inspire fellowship of DST (12), JRF from Haryana State Council of Science & Technology (2), JRF from CSIR (2) and Rajiv Gandhi National Fellowship for SC/ST students (3).
- A new PG diploma in “Remote Sensing and GIS Applications in Agriculture and Environment” commenced from the academic session 2013 - 14.
- Ten varieties/hybrids of different crops were released and notified. These are Wheat WH 1105, durum wheat WHD 948, pearl millet HHB 234, maize hybrid HM 12, sesame HT 9713 (HT-2), raya RH-0749, sorghum HJ 541, berseem HB 2, garlic HG-17 and brinjal HLB-25.
- University produced a total of 20,587.41 qtl. seeds of different crops. In addition, 16,399 and 7,327 seedlings of different horticultural and medicinal plants were sold.

- The SMS on weather alerts in Hindi as well as English were issued to more than 50,000 farmers, agriculture officers and other stake holders.
- A total of 2,20,648 vials (50 ml. each) of liquid bio-fertilizers were produced and supplied to farmers.
- MOUs were signed with DKS Incorporate, Hisar and Kamboj Foods Pvt. Ltd., Indri, Karnal for value added products of pearl millet.
- Agriculture Technology Information Centre popularly known as Kisan Sewa Kendra is running service through 'Single Window System' for sale of products and by-products of the University. The Centre has sold seeds of improved varieties of various crops, bio-fertilizers, food products, and honey etc. worth of ₹ 73.46 lakh during April to December, 2013.
- 8,055 beneficiaries were guided through personal contact (4,221) and toll free helpline (3,834).
- Krishi Mela (*Rabi*) - 2013 was organized on September, 11-12, 2013 to show the field trials and experiments conducted on various *Kharif* crops. The major attraction of the Krishi Mela was Agro-Industrial Exhibition. Thirty three thousand & two hundred (33,200) farmers coming from different parts of the State and adjoining States attended the Krishi Mela. The seeds of improved varieties of Rabi crops have been sold worth ₹ 44, 69,370 to the farmers. Horticultural plants amounting ₹ 45,000 were also sold on this occasion. University publications were also sold for value of ₹ 64,000. Bio-fertilizer units were sold to farmers amounting ₹ 90,000/-.
- Kisan Diwas was celebrated on 23<sup>rd</sup> December, 2013. More than 2,000 farmers and farm women from different districts of Haryana attended the Kisan Diwas. 38 best achiever farmers of the State, one farmer and farm women from each district were honored by presenting them award for adopting the latest technologies in agriculture on this occasion. A Mobile Diagnostic cum Exhibition Van was inaugurated on the occasion of Kisan Diwas. This van provides "on the spot solution to the farmers' queries related to the soil and water health". The Van not only has soil and water testing equipments fitted in it, but also provides on the spot report of it to the farmers. Based upon the reports the agricultural experts of the University travelling in the van will provide 'scientific agricultural advisory" to the farmers. Along with it, the van has facilities of audio visual equipments to demonstrate the latest agricultural technology developed by the university. In brief, this van will further strengthen the existing linkage between the university and farming community.

## **HARYANA LAND RECLAMATION & DEVELOPMENT CORP. LTD.**

**4.45** Haryana Land Reclamation & Development Corporation (HLRDC) Limited was incorporated in 1974. The major programmes of the Corporation are reclamation of alkali soils, sale of agriculture inputs and production of quality seeds. Gypsum is being provided under Land Reclamation Scheme and Rastriya Krishi Vikas Yojna (RKVY) to the farmers at 50 percent subsidy. Under Integrated Scheme of Oil Seed, Pulses, Oil Palms & Maize (ISOPOM), and National Food Security Mission (NFSM) 60 percent subsidy is given to the farmers on the supply of Gypsum. Up to December 2013, the Corporation distributed 52,079 tonne Gypsum powder to the farmers of the State. Out of 4,05,499 hectare alkali affected land, an area of 3,52,333 hectare has been reclaimed so far and it is estimated that the remaining area will be reclaimed in the coming 8-10 years. As per latest survey conducted in the year 2010 by GOI, total alkaline affected area has been estimated to be 1,84,000 hectare in Haryana. Up to December 2013, the Corporation sold out 13,532 tonne of Urea, 1,115 tonne Zinc Sulphate 7,370 tonne Single Super Phosphate, 12,770 liter/kg./unit of Weedicides/Pesticides/Insecticides and 1,530 qtl. certified seeds to the farmers of the State.

## **FORESTS**

**4.46** Forests are the life support system on the planet Earth. Their conservation is, therefore, not a luxury but a necessity. Management of such a valuable resource requires a clear vision, proper policy and long term planning. Haryana is a small State with 81 percent of its area under agriculture. It is an intensively cultivated State, deficient in natural forests. The State's total forest area is spread over just 1.75 lakh hectare. However, to make up for the deficient forest cover, the State has developed plantations on panchayat/community lands and farm lands.

**4.47** During past 5 years, initiatives have been taken for digging/de-silting/rehabilitation of village ponds (Johads) to provide better environment in the villages. About 200 ponds in different villages have already been rehabilitated and more are proposed to be taken up during the coming years. Tree plantations have also been carried out around these ponds for their beautification and this work is being continued to cover more villages during the current year.

**4.48** Herbal Parks have been developed in every district to generate awareness about traditional Indian system of medicine and to encourage farmers for diversification of agriculture by promoting cultivation of medicinal plants. So far, 40 Herbal Parks have already been set up and another 8 Herbal Parks are under establishment. An Eco-Tourism project is being implemented in the forests of Kalesar, Morni Hills and Sultanpur National Park and an amount of ₹ 4 crore is proposed to be sent on this scheme during the current financial year.

**4.49** A new scheme under the name “Development of Agro Forestry-Clonal and Non-Clonal” has been started from the year 2008-09 to encourage agro-forestry practice on farmlands to bring an overall increase in tree cover in the State. The main emphasis in the scheme is to raise plants of commercial value of Clonal Eucalyptus and Poplar by planting them on farmlands of small and marginal farmers. The scheme will go a long way in augmenting the supply of raw material for wood-based industries in the State. An outlay of ₹ 26 crore has been proposed for the year 2013-14 under this scheme. Another scheme namely “Extension Forestry on Farm Lands along State/National highways” has been started from the year 2010-11 to check pollution caused by vehicular traffic. Plantation is being carried out by Forest Department on farm lands along highways in the shape of shelterbelts. Maintenance is being done by the Department for two years after the plantation. These plantations will be protected by the Department and farmers jointly upto three years. After three years, the plants will be handed over to the farmers. Farmers will be the owner of entire produce after final harvest. State Government will replant the shelterbelt after final harvest and maintain again for three years. An outlay of ₹ 9.5 crore has been proposed to be spent on this scheme during the current financial year.

**4.50** On Wildlife front, a Vulture Conservation and Breeding Centre has been established at Bir Shikargah, Pinjore where efforts are being made to save the vultures from getting extinct. The Centre has been successful in housing good number of vultures and giving birth to chicks through its breeding programme. Haryana Forest Department and Bombay Natural History Society (BNHS) have signed a memorandum of Understanding (MoU) for collaboration in conservation and breeding of Vultures till 2019.

**4.51** An Elephant Rehabilitation and Research Centre has been set up at Bansantour Reserved Forest in Yamunanagar. The Centre will take up the work of rehabilitation of the sick, injured and rescued elephants to provide them their natural habitat. Govt. of India has sanctioned ₹ 90 lakh for this project. A Conservation and Breeding Centre for Peacock and Chinkara is being established in their natural habitat at Jhabua Reserve Forest, Distt. Rewari. Both bird and animal will be bred naturally and no artificial method will be used. Total expenditure of the project during 20 years will be around ₹ 20 crore including salary of staff.

## **ANIMAL HUSBANDRY AND DAIRYING**

**4.52** Animal Husbandry is an important sector to supplement the income of rural masses in the State. The Animal Husbandry and Dairying Department has undertaken ambitious programmes for genetic improvement of the livestock as well as keeping it disease-free for their optimum production. As per Livestock Census-2007, Livestock population of the State is 90.50 lakh including 15.52 lakh cows and 59.33 lakh buffaloes, being

catered by 2,799 Veterinary Institutions spread over the entire State. On an average, there is one Veterinary Institution for every three villages in the State. In addition to this 1,145 ILDCs (Integrated Livestock Dev. Centres) have been established in PPP mode to provide animal breeding facilities in equal number of villages.

**4.53** The milk production in the State during the year 2012-13 was 70.40 lakh tonne. The per capita per day milk availability in the State for the year 2012-13 was 747 grams, which is the second highest in the country. The production of eggs was 42,343 lakh and production of wool was 13.70 lakh Kgs. during the year 2012-13 in the State.

**4.54** In order to improve the genetic merit of livestock, special attention is being given towards conservation, multiplication and improvement of indigenous germplasm such as Murrah breed of buffaloes and Haryana & Sahiwal breeds of cows. Under this programme, animals of superior germplasm are being identified with an ultimate objective of establishing a 'gene pool' of this unique breed for future breeding. Further efforts are being made to introduce latest technology in order to maximize per head productivity of milch animals in the shortest possible time. The owners of recorded high milk yielding Murrah buffaloes are to be awarded cash incentive ranging from ₹ 5,000 to ₹ 25,000 which has been raised to ₹ 10,000 to ₹ 30,000 depending on the peak milk yield for the year 2013-14 (to be given in the year 2014-15).

**4.55** The Veterinary Institutions are being provided all essential veterinary medicines and life-saving drugs. For providing specialised veterinary services, the State has established veterinary polyclinics at strategic locations. So far, 5 Polyclinics have been established at Sirsa, Bhiwani, Sonapat, Rohtak and Panchkula. The construction work of new veterinary polyclinics at Jind and Rewari is in progress. In addition to this, there is a target to open 40 new Government Veterinary Hospitals and Government Veterinary Dispensaries in the year 2014-15.

**4.56** With a view to make dairy development a venture of self-employment, 1,007 unemployed youth were provided self-employment during the year 2012-13. During the ensuing year, there is a target for establishing of 1,200 dairy units, for which work is under progress. Special efforts for enhancing production and availability of quality feed & fodder for optimum milk production shall remain continued.

**4.57** The Livestock Insurance Scheme with 50 percent financial contribution of Government of India and 25 percent of State Government is being implemented in 15 districts. A new scheme "Mukhya Mantri Gramin Dudharu Pashudhan Suraksha Yozna" has been launched in the year 2013-14 to provide compensation to the farmers in the eventuality of

sudden death of milch animals in the State and a budgetary provision of ₹ 4 crore under plan scheme has been made for the year 2014-15.

**4.58** Under Special component for Scheduled Castes, the scheme for establishment of two milch animals dairy as well as piggery and sheep units in the State shall also continue in the year 2014-15. Employment opportunities for 1,400 Scheduled Caste families shall be created under the scheme.

## **FISHERIES**

**4.59** After Green and White Revolution, the State of Haryana is now on the threshold of Blue Revolution. Fish culture as subsidiary occupation is becoming popular among fish farmers of the State. The Government of Haryana through Fish Farmers Development Agencies is extending technical and financial assistance to fish farmers. An Ornamental Fish Hatchery has been established at Government Fish Seed Farm, Saidpura (Karnal) in order to meet out the demand of fish seed and ornamental fishes. The Government has waived off VAT on fish feed and fish meal to promote fish culture. The electricity tariff has also been reduced and fixed at par with agriculture at the rate of ₹ 0.10 per unit. The fish production has increased from 1,06,000 tonne in 2011-12 to 1,11,480 tonne in 2012-13 and 79,416.10 tonne fish has already been produced by stocking 4,464.46 lakh fish seed up to 31<sup>st</sup> December 2013. As proposed to establish new fish markets at Bahadurgarh and Gurgaon to strengthen the post harvest infrastructure in the State with total cost of ₹ 84 lakh, the work of Bahadurgarh fish market is almost complete and Department is taking over the charge of the market. It is also proposed by the Haryana Government to establish a Fisheries College at Lala Lajpat Rai University of Veterinary and Animal Sciences, Hisar. The Government has also extended the lease period of community ponds/village ponds from 5 years to 8 years for fish culture. Haryana ranks 2<sup>nd</sup> in the country in per unit productivity of 5,700 kg./hect./per year during 2012-13 and it will be raised to 5,800 kg./hect./per year during the year 2013-14.

\*\*\*

## INDUSTRY SECTOR

Industrialization plays a vital and crucial role in the economic development of an economy. It accelerates economic growth of a State and thereby increases the contribution of Industry Sector in the State Domestic Product by way of increase in the production and employment. Index of Industrial Production (IIP) is one of the prime indicators of the economic development for measurement of trend in the Industrial Production over a period of time with reference to a chosen base year. Index of industrial production presently being prepared in the State with 2004-05 as base year and covers Manufacturing and Electricity Sectors. The General Index of Industrial Production with 2004-05 as base year increased from 171.2 in 2011-12 to 179.3 in 2012-13 registering an increase of 4.7 percent. Graphic presentation of the IIP is given in **Fig. 5.1**.

**5.2** The IIP of Manufacturing Sector increased from 165.9 in 2011-12 to 173.6 in 2012-13, exhibiting a growth of 4.6 percent over the previous year. The IIP of Electricity Sector indicated a growth of 5.7 percent as it rose from 230.4 in 2011-12 to 243.5 in 2012-13. The sectoral presentation of Index Numbers is given in **Annexure 5.1 & 5.2 and Fig. 5.2**. Growth in major sectors and use based categories of IIP from the year 2005-06 to 2012-13 is given in **Table 5.1**.

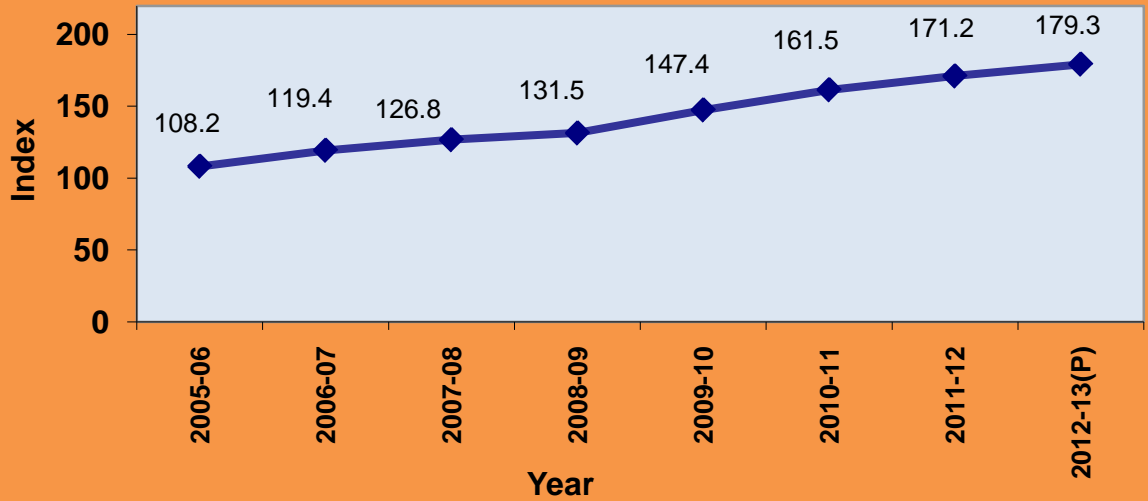
**Table 5.1- Growth in IIP and its major Components (Base 2004-05=100)**

Period	Manufac- turing	Electri- city	Basic Goods	Capital Goods	Interm- ediate Goods	Cons- umer Goods	General
2005-06	7.5	16.6	6.7	7.2	8.0	9.9	8.2
2006-07	10.4	10.2	6.6	22.8	6.2	8.1	10.4
2007-08	6.4	3.5	4.9	12.3	6.7	2.4	6.2
2008-09	2.5	16.5	11.7	-2.8	3.9	3.3	3.7
2009-10	12.0	13.8	13.1	21.9	11.3	5.3	12.1
2010-11	10.3	2.7	4.1	20.3	5.0	8.0	9.5
2011-12	3.9	27.3	18.7	-3.4	9.2	3.6	6.0
2012-13	4.6	5.7	13.8	-6.7	7.2	5.3	4.7

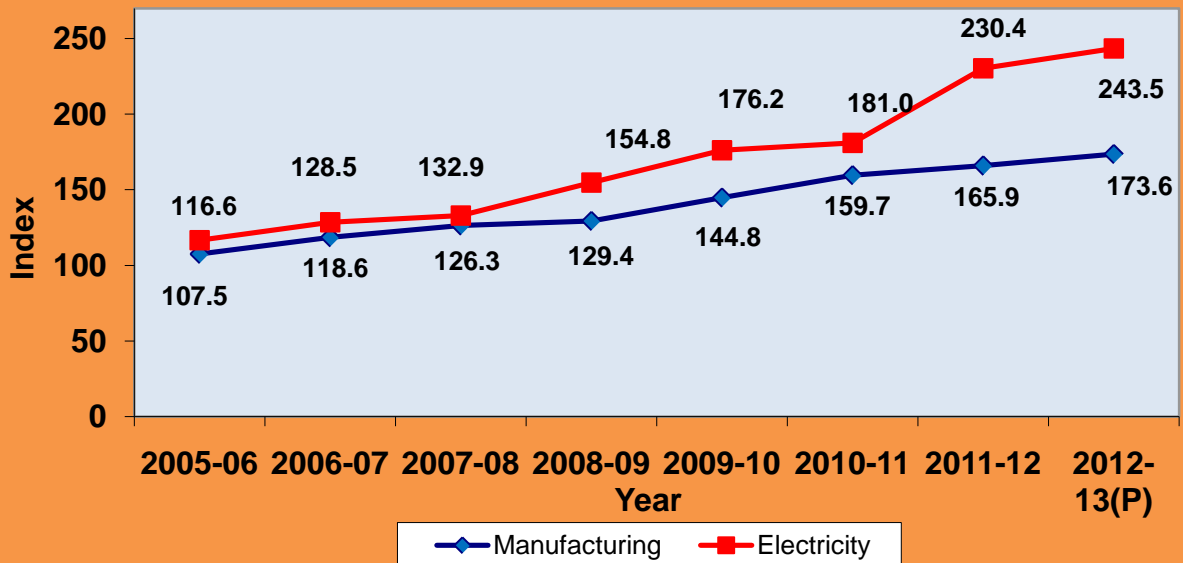
Source: Department of Economic and Statistical Analysis, Haryana.

**5.3** The IIP of Basic Goods Industries like sheets/strips, rods, brass, strips, plates, sheet, casting & forging, tiles, ceramic, tubes & pipes, oil lubricating and generation of electricity etc. increased from 186.4 in 2011-12 to 212.2 in 2012-13 recording an increase of 13.8 percent.

**Fig. 5.1- General Index of Industrial Production of Haryana  
(Base Year 2004-05 = 100)**



**Fig. 5.2- Sectorwise Index of Industrial Production of Haryana  
(Base Year 2004-05=100)**





**5.4** The IIP of Capital Goods Industries like machinery, meter electric, motor car, sugar machinery, excavator and cable all type etc. decreased from 203.5 in 2011-12 to 189.9 in 2012-13 showing a decrease of 6.7 percent.

**5.5** The IIP of Intermediate Goods Industries like electric insulating material, nuts, bolts, screw & washers, yarn, cotton all type, yarn, shoddy, card board, part & accessories for motor vehicles and cotton fabrics & textiles all type etc. increased from 162.2 in 2011-12 to 173.8 in 2012-13 recording an increase of 7.2 percent.

**5.6** The IIP of Consumer Goods Industries increased from 148.1 in 2011-12 to 156 in 2012-13 showing an increase of 5.3 percent. The Index of Consumer Durable Goods Industries like wooden doors/windows, poles & posts of concrete, air conditioner, tyre, cab/car and staplers etc. increased from 173.9 in 2011-12 to 179.0 in 2012-13 indicating an increase of 2.9 percent over the previous year. The Index of Consumer Non-Durable Goods Industries like edible oil, oil cake, cotton seed, rice all kind, spices, mixed and sugar etc. increased from 130.2 in 2011-12 to 140.0 in 2012-13 recording an increase of 7.5 percent. The growth of various industry groups at two digit level during the year 2012-13 is given in **Annexure 5.3**.

### **Gross Fixed Capital Formation in Industry Sector**

**5.7** The Gross Fixed Capital Formation (GFCF) in Industry Sector is also an important indicator of growth of this Sector on long term basis. The Department of Economic and Statistical Analysis, Haryana prepares the estimates of GFCF on yearly basis to assess the growth of Industry Sector. The contribution of Gross Fixed Capital Formation in Industry Sector which consists of Manufacturing, Construction and Electricity, Gas & Water Supply was 55.4 percent in 2004-05 which increased to 58.9 percent in 2008-09 but slightly decreased to 52.9 percent in 2009-10. However, it again increased to 59.0 percent in 2010-11 and with slightly increased to 59.4 percent in 2011-12.

### **INDUSTRIAL DEVELOPMENT**

**5.8** Haryana State continues to retain its position as a preferred investment destination. The State continues to maintain its lead in the country in terms of rate of implementation of the pledged investment. A total of 1,141 IEMs, catalysing an investment of ₹ 43,663.59 crore with employment potential for 3,45,783 persons were filed with the Government of India during 2005-2013, out of which 907 IEMs have been implemented with an investment of ₹ 29,182.02 crore providing employment to 2,17,077 persons. Notwithstanding the market uncertainties and volatility at the international and national level, an investment of ₹ 64,000 crore has been catalyzed in the State since 2005, and investment of about ₹ 1,00,000 crore is in the pipeline. The State has so far received foreign direct investment of ₹ 13,129 crore, of which, investment of ₹ 9,629 crore has come up after the

implementation of the Industrial Policy, 2005. The total exports from the State have increased from ₹ 54,991 crore during 2011-12 to ₹ 59,806 crore during 2012-13 registering an increase of more than 8 percent.

**5.9** Haryana State had declared 2013 as the 'Year of Industry & Employment'. Recognising that the Micro, Small and Medium Enterprises (MSMEs) constitute the backbone of the Manufacturing Sector with huge employment potential, the Government adopted the strategy for establishment of Common Facility Centres (CFCs) in Public-Private-Partnership mode under the Cluster Development Scheme in order to support the MSME Sector and generate employment opportunities. A total of 29 such clusters have been identified for establishment of Common Facility Centres. Diagnostic Study Reports (DSRs) have been prepared in respect of 19 clusters and submitted to the Government of India for their appraisal, of which 6 clusters (one each at Bahadurgarh, Panipat, Sonapat and three at Karnal) have been approved by the Government of India. Four additional Common Facility Centres are expected to be approved in the near future. These clusters are envisaged to put into place an institutional support mechanism to facilitate growth and competitiveness of the MSME sector and would address their common needs in the areas of Research & Development, technology up-gradation support, standardization of products, quality testing and marking facilities, marketing initiatives with promotion of branding of products etc. The initiative is oriented to build a social capital so as to strengthen collective action which will provide spill-over effects of economies of scale, credit facilitation, technology up-gradation, brand building and marketing.

**5.10** Industrial development leads to employment generation and the employability of our youth needs to be augmented through appropriate skill development measures. The Govt. is taking steps to create a sizeable pool of technical and skilled manpower to take advantage of the knowledge economy with the establishment of a number of institutes. Ministry of Micro, Small & Medium Enterprises (MSME), Govt. of India has sanctioned two projects of Tool Room and Technology Centres at IMT Rohtak and at Industrial Growth Centre Saha with investment of more than ₹100 crore in each of these projects. The State Government and the Haryana State Industrial Infrastructure Development Corporation (HSIIDC) have provided land for these projects as their contribution. One Technology Centre is expected to train about 10,000 trainees every year through various long-term and short-term training programmes in the area of precision tooling and assist MSMEs by way of design & development of sophisticated moulds, dies, tools and equipment as well as consultancy services in the related fields. Besides, the HSIIDC has entered into a Memorandum of Understanding with the IL & FS Cluster Development Initiative (IL & FSCDI) for up-grading the skills of dependents of those landowners whose land is acquired for improving their employability. More than 500 students/trainees have already completed their training in

computer skills & english speaking, computer hardware & maintenance and sewing machine operations, in Faridabad and Rohtak districts.

**5.11** Availability of planned industrial infrastructure plays a critical role in attracting industrial investment. In furtherance of our Land Acquisition and R & R Policy, which has already been accepted as role model throughout the country, the State also introduced a 'Land Pooling Scheme' since August, 2012 whereby the landowning farmers have been given an opportunity to become partners in the development process. For each acre of land acquired, a landowning farmer has been given the choice to opt for a developed industrial plot of 1,200 sq. yards under this scheme.

**5.12** The industrial infrastructure is being strengthened in the State through development of new Industrial Model Townships and Industrial Parks and expansion of the existing Industrial Estates. Industrial Model Townships (IMTs) are being developed at Faridabad, Rohtak, and Roj-ka-Meo in Mewat. In addition to a new industrial estate at Panipat, further expansion has been undertaken for a number of projects e.g. IMT Manesar, IMT Bawal, Industrial Estate Kundli, Phase III of Industrial Estate Barhi, and Industrial Estates at Karnal, Barwala and Phase-II of Manakpur. About 3,200 acres of land has been acquired for development of an Industrial Model Township at Kharkahuda. The Government of India has accorded its in-principle approval for the establishment of a Mega Leather Park at IMT Mewat. The HSIIDC has already incurred an expenditure of ₹ 1,802 crore till December, 2013 on land acquisition and development works. The HSIIDC is also in the process of implementation of projects on labour housing, flatted factories and skill development.

**5.13** As a strategy to encourage the private initiative for creation and development of industrial infrastructure in the State, three licenses have been granted for development of industrial colonies. This marks a good beginning as a supplemental effort to support the HSIIDC's plans as the Government's nodal agency responsible for development of industrial infrastructure. With a view to expanding the outreach of industrial development in the industrially backward regions, and following representations from majority of landowners of the area, another major initiative has been taken up for acquisition of about 5,800 acres of land for development of a greenfield Industrial Model Township in villages Laath, Jouli, Bidhal, and Bhainswal Kalan, Tehsil Gohana, District Sonapat, in the PPP mode.

**5.14** A number of infrastructure development initiatives have also been planned under the Delhi Mumbai Industrial Corridor project, for which HSIIDC is the Nodal Agency. These initiatives are expected to open up huge investment opportunities in the State. The Corporation has so far sanctioned term loans of ₹ 2,097.71 crore and disbursed ₹1,159.84 crore upto 31.12.2013. During the year 2013-14, HSIIDC has sanctioned loans to the extent of ₹ 64.25 crore against the annual target of ₹ 100 crore and disbursed ₹ 46.86 crore against the

annual target of ₹ 50 crore and achieved a recovery of ₹ 33.67 crore (Principal and Interest) against an annual target of ₹ 50 crore upto 31.12.2013.

## **AGRO INDUSTRIES**

**5.15** The Haryana Agro Industries Corporation Ltd. (HAIC) has been engaged in trading activities such as sale of Seeds, Fertilizers, Pesticides, Tractors, Spray Pumps and other Agriculture Machinery on economical prices to the farming community.

## **HARYANA KHADI & VILLAGE INDUSTRIES BOARD (HKVIB)**

**5.16** Government of India is implementing a credit linked subsidy programme called Prime Minister's Employment Generation Programme (PMEGP) for generation of employment opportunities through establishment of micro enterprises in rural as well as urban areas. Board carrying the KVICs Prime Minister's Employment Generation Programme through Banks with one time Margin Money Assistance (Subsidy) for developing viable V.I. projects. The PMEGP programme is not only a poverty alleviation programme but a compendium of different schemes under KVI Sector. The rate of Margin Money (Subsidy) for projects of maximum cost of ₹ 25 lakh is 25 percent for general category and as far as weaker section beneficiaries like SC/ST/OBC/Women/Physically Challenged/Ex. Servicemen and Minority Community etc. are concerned, 35 percent Margin Money (Subsidy) is being provided on maximum project cost upto ₹ 25 lakh.

**5.17** During the year 2012-13, the Board has fixed target of 248 projects/cases for assistance. In these projects/cases Margin Money (Subsidy) involved ₹ 569.56 lakh. Board has been disbursed ₹ 343.95 lakh Margin Money (Subsidy) in 226 projects/cases through Banks against the fixed targets. During the year 2013-14, Board has fixed target of 789 projects /cases for assistance. In these projects/cases Margin Money (subsidy) involved ₹ 930.38 lakh. Board has sponsored 818 cases to different Banks in these cases Margin Money involved ₹ 1949.94 lakh and banks sanctioned 262 cases. In these cases Margin Money involved ₹ 540.20 lakh upto 10.2.2014.

**5.18** During the year 2012-13, the Board's units produced goods worth ₹ 73,000.78 lakh and sold goods worth ₹ 63,075.54 lakh, generated full-time employment to 50,844 persons and earned wages for them to ₹ 13,713.26 lakh. During the year 2012-13, Board has recovered ₹ 59.90 lakh and in the year 2013-14 the Board has recovered ₹ 23.41 lakh from the loanees under KVIC fund and Consortium Bank Credit (CBC) Scheme. During the year 2012-13, Board has disbursed Khadi Rebate ₹ 139 lakh to 88 Khadi institutions and in year 2013-14, ₹ 317.53 lakh to 92 Khadi institutions.

## **MINES AND GEOLOGY**

**5.19** Haryana State is not known to have significant deposits of mineral deposits as major mineral having industrial use are not found in abundance and its mining operations are largely confined to minor minerals, mining of minor minerals such as Stone, Boulder, Gravel, Sand etc., which are largely used for the construction industry.

### **Mineral Exploration**

**5.20** The exercise in exploration of the minerals is carried out through three different agencies i.e. the Department itself, by the Geological Survey of India in the identified sites in accordance with the State & Central Geological Plan, and by way of grant of Prospecting Licenses (PLs) to private agencies under the provision of 1957 Central Act.

### **Minor Minerals**

**5.21** The mining operation in the State are largely confined to the mining of minor minerals such as Stone, Boulder, Gravel, Sand, Slate Stone etc., which are used for the construction industry. Earlier the grant of minerals concessions (i.e. Contracts and Leases) for these minor minerals earlier were regulated by as per provisions of Punjab Minor Minerals concession Rules 1964, as amended from time to time. Thereafter, the State Government vide dated 20.6.2013 notified its Rules namely, “Haryana Minor Mineral Concession, Stocking Transportation of Minerals and Prevention of Illegal Mining Rules 2012” for the concession of minor mineral. The mining lease/contracts/permits are being granted through a transparent system of open function.

**5.22** Almost entire mining activity had come to a standstill in the State since March 2010, except the two sand mining contracts in Sonipat and Panipat districts and one major mineral slate stone mine in Rewari district. The situation of a stalemate regarding mining of construction material arising out of the legal challenges pending before the Hon'ble Supreme Court led to scarcity of construction material, adversely affecting all construction and development projects in the State. After vigorously pursuing the cases, the State could get these matters finally settled in October 2013. The Department has successfully auctioned 42 of its minor mineral mines during the month of December 2013 fetching the State an annual bid amount of ₹ 2,133.93 crore for a total of 42 mining Units in the State, which is unprecedented. However, actual commencement of the mining activities may take some time due to the requirement of Environmental Clearances before commencement.

### **Revenue from Minerals in the State**

**5.23** Notwithstanding the near closure of mining activities in the State throughout the year due to pending legal challenges in the Hon'ble High Court and the Hon'ble

Supreme Court, it has been possible to realise a revenue of ₹ 58.48 crore during the year till December 2013. The revenue collections from mining since 2003-04 to December 2013 in the State are given in **Table 5.2**.

**Table 5.2– Revenue Receipt from Mines/Minerals (2003-04 to 2012-13)**

Sr. No.	Year	(₹ in crore)
1.	2003-04	77.67
2.	2004-05	92.04
3.	2005-06	153.34
4.	2006-07	136.26
5.	2007-08	215.70
6.	2008-09	195.42
7.	2009-10	248.66
8.	2010-11	56.10
9.	2011-12	128.26* (87.39)
10.	2012-13 (up to December, 2013)	<b>58.48</b>

Source: Department of Mines and Geology, Haryana.

(\* The actual revenue collected during 2011-12 was ₹ 87.39 crore instead of ₹ 128.26 crore because an amount of ₹ 40.87 crore was refunded to the respective bidders as the auction held in June and August, 2011 could not be matured.)

## **EXCISE AND TAXATION**

**5.24** Total revenue of Excise & Taxation Department collected under all Acts upto December 2013 is ₹ 16,285.23 crore against the target of ₹ 23,855.41 crore for the year 2013-14 which is 10.19 percent more than that the corresponding period of the previous year. Under Excise Act, a sum of ₹ 2,829.66 crore has been collected upto December 2013 which is 14.13 percent more than the corresponding period of the previous year.

**5.25** Due to constant efforts made in the Excise Policies in the Haryana State, the Department has successfully achieved the goal to eliminate the liquor mafia by allotting liquor vends through transparent tender system. From this year, the excise policy has been framed for a longer period of 2 years instead of 1 year to bring out more stability in the policy frame work.

### **New Initiatives Taken by State Government During the Year 2013-14**

**5.26** To provide the relief, rate of tax goods on which rate of tax otherwise applicable is more than 4 percent when sold to the Canteen Stores Department for further sale to the serving Military Personnel and Ex-servicemen by the Canteen Stores Department directly or through the authorized Canteen Contractors or through Unit Run Canteens has been reduced from 5 percent to 4 percent. A similar concession has also been granted to the personnel of the Central Para Military Forces.

**5.27** Form VAT-D3 Challan (Inward and Outward) which are popularly called ST-38 forms has been abolished w.e.f. from 1.1.2014. For issue of a retail cash memo by a registered dealer the limit has been raised to ₹ 1,000 from ₹ 300 effective from 1.1.2014 for which HVAT

Rules are being amended. Passenger tax has been exempted from non-AC private school buses.

**5.28** To facilitate quick refund to the dealers, powers have been delegated to the officers with effect from 01.5.2013 as under:-

1	Committee comprising of three senior most Additional Excise and Taxation Commissioners from department side posted at the Head Quarter and the Joint Excise and Taxation Commissioner (Taxation) as the Member-Secretary. The senior most amongst these Additional Excise and Taxation Commissioners shall be the Chairman.	Above twenty five lakh rupees
2	Officer-in-charge of the range	Upto twenty five lakh rupees
3	Officer in-charge of the district	Upto ten lakh rupees
4	Excise and Taxation Officer or Assistant Excise and Taxation Officer	Upto one lakh rupees

**5.29** The Department has started facility of Toll Free Service (1800-180-2017) and Public Redressal Portal ([www.haryanatax.com](http://www.haryanatax.com)) for convenience of dealers and general public w.e.f. 25.6.2013. Now all the queries, suggestions and complaints of the dealers are being immediately taken up through this mechanism and appropriate action is being taken with speed.

**5.30** The Department has selected M/s Wipro Limited as System Integrator for computerization of all its tax processes. M/s Wipro will roll out 26 e- modules to provide e-services like e-registration, e-refund, e-payment, e-recoveries, e-forms etc. on line on a real time basis to all the dealers. This would also facilitate hassle free communication between the dealer and the department and also reduce incidence of tax evasion.

\*\*\*

## SERVICES SECTOR

---

The importance of the Services Sector can be gauged by looking at the contributions to different aspects of the economy. The share of Services Sector in the State Gross Domestic Product (GDP) at constant prices increased from 22.9 percent in 1966-67 to 56.7 percent in 2012-13. This Sector has gained at the expense of Agriculture Sector. The rise in the Services Sector's share in State GDP marks a structural shift in the State economy and takes it closer to the fundamentals of a developed economy (in the developed economy, the Industry and Service Sectors contribute a major share in GDP while Agriculture accounts for a relatively lower share). During the period of 9<sup>th</sup> and 10<sup>th</sup> Five Year Plans (1997-98 to 2006-07), the Services Sector grew at the average annual growth rate of 11.0 percent. This growth rate of Service Sector was significantly faster than the average annual growth recorded for combined Agriculture and Industry Sectors during the same period. The growth of Service Sector GDP has been continuously above the overall State GDP growth during this period. It has also been more stable than the growth of other two Sectors. The above trend of faster and comparatively stable growth of Service Sector as compared to other two Sectors remained on the same path throughout the period of 11<sup>th</sup> Five Year Plan (2007-12). During 2007-08, 2008-09, 2009-10, 2010-11 and 2011-12 of 11<sup>th</sup> Five Year Plan, the Services Sector recorded excellent growth of 13.6, 11.6, 17.0, 9.2 and 10.7 percent as compared to the low and fluctuating growth of -0.1, 7.2, -1.4, 5.2 and 7.4 percent achieved in Agriculture and Allied Sector and fluctuating growth of 6.6, 3.5, 11.4, 5.6 and 2.8 percent, respectively in Industry Sector.

### **Growth of Services Sector**

**6.2** The Department of Economic & Statistical Analysis, Haryana prepares the estimates of State Gross Domestic Product of Services Sector annually at factor cost both at current and constant (2004-05) prices. As per the Quick Estimates of 2012-13, the State GDP from Services Sector at current prices has been estimated as ₹ 1,81,528.17 crore in 2012-13. The real GDP from this Sector has been recorded as ₹ 106,567.76 crore in 2012-13 registering the growth of 9.8 percent during the year. The good growth of 9.8 percent during 2012-13 is attributed to the higher growth achieved in Transport by Other Means (9.9 percent), Banking & Insurance (20.0 percent),

---

*State economic indicators of GSDP are based on estimates prepared by Department of Economic and Statistical Analysis, Haryana and all India economic indicators of GDP are based on estimates released by Central Statistics Office, New-Delhi.*



Real Estate, Ownership of Dwellings, etc.(12.0 percent) and Other Services (13.0 percent) Sectors during the year. The growth of this Sector (9.8 percent) during 2012-13 remained significantly higher than the growth of (-) 0.7 and 4.5 percent recorded in Agriculture & Allied and Industry Sectors respectively.

**6.3** The year-wise annual growth rates of Service Sector GDP of the State were significantly higher than the growth rates at all India level of 10.3, 10.0, 10.5, 9.7 and 6.6 percent during the 11<sup>th</sup> Five Year Plan. The growth of Service Sector GDP of the State during 2012-13 was also higher than that of All India (7.0 percent). Thus, the Service Sector of the State performed better than that of All India throughout the period of 11<sup>th</sup> Five Year Plan and onwards.

### **Contribution by Different Sub-sectors in GDP of Services Sector**

**6.4** Among the four categories of Services Sector, Trade, Hotels & Restaurants is the largest group having the highest contribution to the State GDP. Finance, Insurance & Real Estate is the second largest group followed by Transport, Storage & Communication and Community, Social & Personal Services. The share of all these four categories in the State GDP at constant (2004-05) prices during the period of 11<sup>th</sup> Five Year Plan and onwards is shown in **Table. 6.1**.

**6.5** The share of Trade, Hotels & Restaurants in the State GDP at constant (2004-05) prices increased from 18.4 percent in 2007-08 to 22.2 percent in 2012-13. The share of Finance & Real Estate increased from 13.8 percent in 2007-08 to 16.7 percent in 2012-13. The contribution of Community & Personal Services also increased from 7.4 percent in 2007-08 to 8.8 percent in 2012-13.

**Table 6.1- Share of Different Sub-sectors of Services Sector in the State GDP**

**(Percent)**

<b>Sub-sectors</b>	<b>2007-08</b>	<b>2008-09</b>	<b>2009-10</b>	<b>2010-11</b>	<b>2011-12P</b>	<b>2012-13Q</b>
Trade, Hotels and Restaurants	18.4	19.2	20.7	22.2	22.4	22.2
Transport, Storage & Communication	9.2	9.0	8.8	8.6	8.7	8.9
Finance, Insurance, Real Estate and Business Services	13.8	13.9	14.2	14.0	15.5	16.7
Community, Social & Personnel Services	7.4	8.3	9.0	8.7	8.5	8.8

Source: Department of Economic & Statistical Analysis, Haryana. P: Provisional Estimates, Q: Quick Estimates

### **Growth of Different Sub-sectors in Services Sector**

#### **Trade, Hotels & Restaurants**

**6.6** The Trade, Hotels and Restaurants has registered the two digits growth rates of 16.3, 13.0, 20.8, 14.9 and 8.9 percent during 2007-08, 2008-09, 2009-10, 2010-11 and 2011-12 respectively (**Table 6.2**). As per the Quick Estimates (QE) of 2012-13, the State GDP from Trade,

Hotel & Restaurants at constant (2004-05) prices has been estimated as ₹ 41,722.86 crore recording the growth of 5.4 percent during the year.

**Table 6.2-Sub-sectors-wise Growth of Services Sector**

Industry	(Percent)					
	2007-08	2008-09	2009-10	2010-11	2011-12P	2012-13Q
Trade, Hotels and Restaurants	16.3	13.0	20.8	14.9	8.9	5.4
Transport, Storage & Communication	13.9	5.4	9.9	4.9	7.9	10.0
Finance, Insurance, Real Estate and Business Services	13.3	8.8	13.9	6.4	18.8	15.3
Community, Social & Personnel Services	7.7	20.9	21.1	4.4	4.6	10.9
Overall Services Sector	13.6	11.6	17.0	9.2	10.7	9.8

Source: Department of Economic & Statistical Analysis, Haryana. P: Provisional Estimates, Q: Quick Estimates

### **Transport, Storage & Communication**

**6.7** The Transport, Storage & Communication Sub-sector has recorded the fluctuating growth rates of 13.9, 5.4, 9.9, 4.9 and 7.9 percent during 2007-08, 2008-09, 2009-10, 2010-11 and 2011-12 respectively. The State GDP from Transport, Storage & Communication Sub-sector at constant (2004-05) has been recorded as ₹ 16,801.04 crore registering the growth of 10.0 percent during the year 2012-13 as per the Quick Estimates.

### **Finance and Real Estate**

**6.8** The Finance and Real Estate Sub-sector has recorded the fluctuating growth rates of 13.3, 8.8, 13.9, 6.4 and 18.8 percent during five years (2007-08 to 2011-12) of 11<sup>th</sup> Five Year Plan. The real GDP from Finance and Real Estate Services has been worked out as ₹ 31,469.84 crore with the growth of 15.3 percent in 2012-13 as per the Quick Estimates.

### **Community, Social & Personal Services**

**6.9** The Community, Social & Personal Services Sub-sector has recorded the growth rates of 7.7, 20.9, 21.1, 4.4 and 4.6 percent during 2007-08, 2008-09, 2009-10, 2010-11 and 2011-12 respectively. The real State GDP from Community, Social & Personal Services Sector has been worked out as ₹ 16,574.02 crore recording the growth of 10.9 percent in 2012-13 as per the Quick Estimates.

\*\*\*

# ENERGY, INFRASTRUCTURE, TRANSPORT & STORAGE

---

Infrastructure is a key driver of economic growth & its development and has the potential to fuel the economy. Inadequate and inefficient infrastructure can prevent the economy from realizing its full growth potential regardless of the progress on other fronts. Creation and maintenance of physical infrastructure facilities is also a pre-requisite to attract foreign funds and boost the growth pace. Physical infrastructure covering power, transportation, communication and storage besides facilitating economic growth has direct impact on quality of life. The visible signs of shortfall in capacity and inefficiencies include increasing power failures, load shedding, congested roads etc. and illustrate the widening gap between demand and supply of infrastructure. However, due to constraints in public finances, the State Govt. is encouraging more private participation through Public Private Partnership (PPP) concept since last few years. The PPP concept is fast evolving in all the aspect of infrastructure development since it involves the strength of the State Govt. and the efficiency of the private sector. In order to boost the infrastructure development, special attention is being paid by the State Govt. for improvement/extension of the basic infrastructure of Power, Road and Transport. An overview of some of the key infrastructure facilities in the State is indicated in the subsequent sections.

## ENERGY

**7.2** Energy is a critical factor in infrastructure for sustained economic growth. In addition to its widely recognized role in development of different sectors of the economy, it makes a direct and significant contribution to economy in term of revenue generation, increasing employment opportunity and enhancing the quality of life. Hence, affordably priced reliable supply of electricity is necessary for effective development of the State. Haryana State has limited availability of natural sources of energy. Hydro generation potential is very less in the State. The coal mines are also located far away from the State. Wind velocity is also low in the State to produce the electricity. Although, the solar intensity is relatively higher in the State but the land area limitation does not encourage big scale harnessing of this resource as well. Therefore, the State has been depending on the limited thermal generation capacity installed within the State and hydropower from the jointly owned projects.

**7.3** The total installed capacity available to the State at present is 9,977.19 MW. It include 3,230.50 MW from State's own stations, 829 MW from jointly owned projects (BBMB) and the balance as share in Central projects and independent Private power projects. The power availability from these sources during the year 2006-07 was 25,125.3 Million Units (MUs) which has increased to 34,317.7 MUs during 2012-13. During the year 2013-14 (upto December, 2013), it was 30,414.2 MUs. The year-wise detail of installed generation capacity, power availability, power sold and number of consumers are given in **Table 7.1**.

**Table 7.1- Installed Generation Capacity, Power Availability, Power Sold and Number of Consumers in Haryana**

Year	Installed generation capacity* (MW)	Total installed capacity (MW)	Power available (lakh KWH)	Power sold (lakh KWH)	No. of consumers
1967-68	29	343	6010	5010	311914 (1966-67)
1970-71	29	486	12460	9030	543695
1980-81	1074	1174	41480	33910	1219173
1990-91	1757	2229.5	90250	66410	2513942
2000-01	1780	3124.5	166017	154231	3546572
2001-02	2005	3198.6	175881	163077	3544380
2002-03	2010	3303.1	192097	180726	3619868
2003-04	2010	3408.9	204989	195534	3739556
2004-05	2525	4033.3	214548	202637	3874525
2005-06	2525	4033.3	232438	222394	4000660
2006-07	2525	4051.3	251253	239228	4146286
2007-08	2825	4368.01	264656	182786	4270602
2008-09	2825	4686.52	272241	192902.91	4382044
2009-10	3560.5	5201.83	288605	226448.7	4561058
2010-11	4106	5997.83	296623	240125	4787922
2011-12	4106	6740.93	326473	266129.66	4996665
2012-13	4106	9839.43	343177	252576.03	5218227
2013-14 (upto Dec. 2013)	4060 (upto Dec. 2013)	9977.19 (upto Dec. 2013)	304142 (upto Dec. 2013)	151983.16 (upto Sept. 2013)	5323374 (upto Nov. 2013)

\* This indicates the State's own projects and share in jointly owned projects but excludes share from Central Sector Projects i.e. NHPC, NTPC, MARUTI, MAGNUM, NAPP, RAPP and IPPs (IGSTPS Jhajjar, MGSTPS Jhajjar and small Hydro and Solar projects etc. not included).

**Table 7.2- Number of Electricity Consumers in Haryana**

Year	Domestic	Non-Domestic	Industrial	Tubewells	Others	Total
2001-02	2759547	347437	66247	361932	9217	3544380
2005-06	3119788	387520	70181	411769	11402	4000660
2011-12	3849779	479366	88821	540406	38593	4996665
2012-13	4020928	502912	91087	561381	41919	5218227
2013-14 (upto Nov., 2013)	4099457	513422	92640	573094	44761	5323374

**7.4** The total number of electricity consumers in the State has been increased from 35,44,380 in 2001-02 to 52,18,227 in 2012-13. The category-wise number of electricity consumers are given in **Table 7.2**.

#### **Per Capita Consumption of Electricity**

**7.5** The per capital consumption of electricity increased from 700 units in 2006-07 to 1,307 units in 2012-13. A new record of power supply was created on 4<sup>th</sup> July, 2013 by supplying 1,730.30 lakh units of electricity.

#### **Future Power Projects**

**7.6** Considering the need for maximizing power availability in the State, various short term and long term measures such as addition in capacity generation, improvement in operational efficiency, rehabilitation and extension of distribution network etc. have been taken up. The State's own generation stations achieved a record daily generation of 721.54 lakh units on 13.9.2013. A massive programme has been undertaken to add the generation capacity in the State as well as through private sector participation.

### **RENEWABLE ENERGY**

**7.7** One biomass power project of 9.9 MW has been commissioned at village Khurawata, District Mahendragarh on May, 2013 with an investment of ₹ 60 crore. One more biomass power project of 9.5 MW capacity has been installed at Dhana Narsan, Bhiwani at a cost of ₹ 55 crore and is likely to be commissioned soon. Three more biomass power projects of 12 MW each capacity are under process of implementation at Sirsa, Hisar & Sonipat. 14 projects of 34.11 MW capacity through industrial cogeneration waste have been set up and one project of 3.5 MW capacity is under installation. To produce power from bagasse co-generation in sugar mills, six projects of 60 MW capacity have been set up in cooperative sugar mills of the State. A project of 25 MW capacity in the Naraingarh Sugar Mill Ltd. is under execution.

**7.8** Four small hydro power project of 10.8 MW capacity with an investment of ₹ 112 crore have been commissioned in the State through Independent Power Producers. Besides that the work on 5 small hydro power projects of 10.90 MW capacity is in progress. State Govt. is providing a rebate up to ₹ 3,600 in electricity bill of the beneficiaries who have installed domestic solar water heating system. Under this scheme, a total rebate of ₹ 32.10 lakh has been provided to the users till 31.12.2013. Besides that State is also providing subsidy of maximum ₹ 18 lakh for installation of domestic solar water heating system. Haryana has been awarded the best State Nodal Agency for installation of solar water heating system in the country for the year 2011-12.

**7.9** Haryana is the only State in the country where installation of solar water heating system, use of CFL in Govt. offices and institutions and 4 star Pumps and ISI marked Foot/Reflex Valve in agriculture sector have been made mandatory through a Govt. Notification. Haryana has

been awarded certificate of merit in the State Designated Agencies (SDA) category for the year 2012-13 for promotion of energy conservation in the State.

**7.10** Department has launched an ambitious scheme for promotion of solar power plants in Govt./Semi Govt. building to meet the energy requirement. Under this programme, solar power plant and centralized solar power plant with LED street lights of 5 KW to 100 KW capacity in Govt./Semi Govt. buildings are to be installed by providing 40 percent State subsidy along with 30 percent CFA from MNRE, GOI. The MNRE, GOI has sanctioned 39 nos. of solar power plants of aggregate capacity of 500 KWP and 40 nos. of centralized solar power plant with LED street lighting of aggregate capacity of 325 KWP. Department has already arranged the rate contract for purchase of said plants and process to collection of beneficiaries share is under process and it is expected to complete these projects by end of March, 2014. In addition to 5,269 nos. of LED based solar lighting has been installed with an investment of ₹ 764 lakh in the various villages of the State. Further, during the year 2013-14, a special project for installation of 3,565 nos. of LED based Solar Street Lighting has been completed with an investment of ₹ 517.04 lakh in the 88 Scheduled Caste dominated villages in Bhiwani, Hisar, Jhajjar, Karnal, Panchkula, Mahendragarh, Palwal, Sonapat & Mewat District of Haryana.

## **ARCHITECTURE**

**7.11** The Department of Architecture is the nodal agency of the Haryana Government to plan and design Government buildings in the most economical & aesthetically appealing manner. This Department plays a key role in the development of infrastructure in the State being a service department. This Department renders Architectural Services to all Government Department and also the Boards, Corporations and Universities of the State in efficient manner. The Department is involved in planning and designing of a wide spectrum of building types, ranging from a small house of 450 sq. feet area to multi-storied Administrative & Judicial Complex. The Department has made efforts to evolve innovative designs of various buildings. Efforts are on to design all the buildings which adhere to 'Energy Conservation Building Code' and are users friendly for differently abled persons.

**7.12** The Department is planning 35 Government Colleges for the Higher Education Department. The Architectural Drawings/Designs of 21 Sub-Health Centers, 39 Primary Health Centers & 16 Community Health Centers are in progress. The Department is also involved in planning of Shooting Range at Rai, Sports Hostel for Boys & Girls in Meham and Dariya Pur and Sports Stadium at various places. The Department has also planned Children Homes and involved in various projects of social welfare at various places in the State.

## ROADS

**7.13** Roads are the basic means of communication for the development of any economy. In order to further strengthen the road network and making it more efficient as per traffic requirements, the main emphasis has been laid on the improvement/up gradation of existing road network, construction of bye passes, bridges/Railway Over Bridges (ROBs) and completion of road construction works. The PWD (B&R) road network in the State is given in **Table 7.3**.

**Table 7.3- Roads Network in the State under PWD (B&R)**

Sr. No	Type of Road	Length in Kms.
1	National Highway	1565
2.	State Highway	2422
3.	Major District Roads	1471
4.	Other District Roads	21625
<b>Total</b>		<b>27083</b>

**7.14** During 2013-14, a programme for improvement of roads by way of widening, strengthening, re-construction, raising, cement concrete pavements/blocks premix carpet construction of side drains and culverts/retaining walls etc. was taken in hand. The physical and financial progress achieved upto December, 2013 is given in **Table 7.4**.

**Table 7.4-Physical and Financial Progress under Improvement Programmes During 2013-14.**

**(A) Financial Progress**

(₹ in crore)

Sr. No.	Head of Account	Budget Allotment 2013-14	Expenditure upto December, 2013
1.	Plan-5054 (Roads & Bridges including NABARD Loan)	1973.00	1242.18
2.	Non Plan-3054	481.16	510.90
3.	Central Road Fund	100.00	32.73
4.	PMGSY/Bharat Nirman		17.13
5.	NH (Plan)	44.00	24.82
6.	NH (Non Plan)	15.97	11.49
7.	Deposit works (Roads & Bridges) including work of HSRDC		20.64
<b>Total</b>		<b>2614.13</b>	<b>1859.89</b>

**(B) Physical Progress**

Sr. No.	Item	Length in Kms. (Upto December, 2013)
1.	New Construction of roads	85.00
2.	Premix carpet (State Roads)	865.25
3.	Widening & strengthening (State Roads)	445.85
4.	Cement concrete blocks/pavement	100.36
5.	Side drain/Retaining Wall	149.36
6.	Reconstruction & Raising	120.03
7.	(a) Widening (b) Strengthening	47.69

} National Highways

7.15 During the year 2013-14, following road/bridge works have been sanctioned:-

**Table 7.5- Road/Bridge Works Sanctioned During 2013-14.**

Sr. No.	Head of Account	No. of works	Amount (₹ in crore)
1	Plan -5054	319	682.14
2.	Non Plan-3054	426	606.95
3	NABARD – Roads	27	357.12
4	Central Road Fund	-	-
5.	PMGSY / Bharat Nirman		
i)	Roads	85	939.49
ii)	Bridges	18	
6.	NH	7	35.28
7	Bridges	6	27.16
8	ROBs/RUBs	8	164.09
	<b>Total</b>	<b>896</b>	<b>2812.23</b>

### Buildings

7.16 The budget allocation for repair and maintenance and original works of buildings is as under:-

**Table 7.6 - Allocation for Repair and Maintenance and Original Works of Buildings During 2013-14.**

(₹ in crore)

Sr. No.	Head of Account	Budget Allotment 2013-14	Expenditure (Upto December, 2013)	Percentage of Expenditure
1	Revenue Buildings	144.10	70.96	49.24
2	Capital Buildings	617.06	356.29	57.74
3	Deposit Buildings	-	23.04	-
	<b>Total</b>	<b>761.16</b>	<b>450.29</b>	

### ROBs and Bridges

7.17 The Department has prepared master plan for construction of Railway Over Bridges to curtail delay and to increase the safety to passengers. 18 Railway Over Bridges are under construction. The detail of ROBs identified in master plan and ongoing works of Bridges and ROBs is as under:-



**Table 7.7– ROBs Identified in Master Plan.**

Sr. No.	Description	Nos.
1.	ROBs completed and opened to traffic	32
2.	ROBs under construction	18
6	ROBs likely to be taken up	6

**Table 7.8- The Position of On-going Works of Bridges & ROBs.**

Sr. No.	Description	Nos.	Cost (₹ in crore)	Completed	In progress
1	Bridges	48	137.43	22	26
2	ROBs	20	675.00	2	18

**NCR Works**

**7.18** 7 nos. road projects amounting to ₹ 638.41 crore in Jhajjar, Rohtak, Rewari, Sonipat district have been approved by NCRPB for loan assistance in the 51<sup>st</sup> meeting of PSMG-I held on 30.12.2013. 11 nos. ROBs with project amount of ₹ 406.25 crore are under consideration for preparation of DPRs.

**NABARD SCHEMES**

**7.19** ₹ 155.12 crore has been expended under Head RIDF XIV, XV, XVI and XVIII for improvement of 166 Km. rural road of various district of the State during the year 2013-14.

**URBAN INFRASTRUCTURE DEVELOPMENT**

**7.20** Presently, in Haryana more than 34.79 percent (as per Census 2011) of the State's population lives in Urban areas. There are 78 Urban Local Bodies in the State of Haryana consisting of 9 Municipal Corporations, 14 Municipal Councils and 55 Municipal Committees.

**7.21** Government of India has approved seven Detailed Project Reports (DPRs) amounting to ₹ 848.74 crore for the augmentation of water supply, sewerage, solid waste management, construction of houses for the poor and strengthening urban transportation etc. under the JNNURM.

**7.22** Under the Urban Infrastructure Development Scheme for Small and Medium Towns (UIDSSMT), nine DPRs for integrated solid waste management and sewerage system & sewerage treatment plants for seven towns (Bahadurgarh, Charkhidadri, Karnal, Yamunanagar, Ambala, Narnaul and Rohtak) costing of ₹ 201.27 crore were approved by the Govt. of India. The Central Government had so far released ₹ 123.79 crore and the State Govt. had contributed ₹ 30.95 crore so far as State share. To implement the approved infrastructure works under the scheme, ₹ 132.46 crore has been utilized upto January, 2014.

**7.23** Under the Integrated Housing & Slum Development Programme (IHSDP), 25 projects for construction of houses for the people living in slum areas alongwith basic infrastructure (including sewerage, water supply, streets & street lights etc.) in 15 towns costing ₹ 296.26 crore were approved by the Govt. of India during 2006-07 to 2011-12. 8,750 dwelling units have been constructed and work on 1,237 units alongwith providing infrastructure in the slum areas is under progress.

**7.24** During the current financial year 2013-14, a budget provision of ₹ 55 crore has been made for development of SC basties in the wards other than those covered in the scheme of development of Municipal Ward having SC population more than 50 percent and ₹ 38.50 crore has already been released to the municipalities upto January, 2014.

**7.25** The Govt. of India had launched a centrally sponsored scheme of Urban Infrastructure Development in Satellite Towns around mega cities. Sonipat town has been selected as the Satellite town under the said scheme and ₹ 32.82 crore has been released as Central Share and ₹ 4.11 crore as State Share to the Municipal Council, Sonipat out of which ₹ 39.06 crore has been utilized upto January, 2014.

**7.26** The State Government had launched the Rajiv Gandhi Urban Development Mission (RGUDMH) for Urban Infrastructure Development Programme on a mission mode approach, in all the urban local bodies of the State. During the current financial year 2013-14, a budget provision of ₹ 624.11 crore has been made in this scheme out which ₹ 376.68 crore has already been released to the municipalities upto January, 2014.

**7.27** To institutionalize the participation of citizens in the functioning of municipal bodies by setting up ward committees and area sabha in the urban areas, on the pattern of matching grant scheme executed in Panchayati Raj Institutions in Haryana, Government of Haryana has launched Rajiv Gandhi Shahri Bhagidari Yojna (RGSBY) with the proposed contribution of State Govt. and Public in the ratio of 60:40. RGSBY will focus on the components like construction and management of community hall/center, development and maintenance of community parks, construction and maintenance of roads and back lanes on regular basis, construction and management of community toilets, construction and management of cattle pounds for stray animals, installation and Maintenance of street lights, infrastructure for door to door collection and transportation of solid waste/garbage and internal colony water supply/ sewerage system.

**7.28** Besides this, State level project relating to e-delivery of services to public is at an advanced stage, which will facilitate quick delivery of services (like birth & death certificates, marriage registrations, approval of site plans, etc.) throughout the State.

## **TRANSPORT**

### **COMMERCIAL WING**

**7.29** A well-planned and efficient network of transport is an essential component for a developing economy. The Transport Department, Haryana is committed to provide adequate, well coordinated, economical, safe, comfortable and efficient transport services to the people of the State. Transport Department continued to stride forward over the years. The performance of Haryana Roadways has been noteworthy on parameters like average age of fleet is quite low vehicle productivity and staff productivity and fuel efficiency are amongst the best, operational cost per km. (without taxes) and accident rate are amongst the lowest.

**7.30** At present it has a fleet of 3,800 buses (as on 30.11.2013) which are being operated by 24 Depots and 13 Sub-depots. Haryana Roadways buses operates about 11.47 lakh km. daily and carry on an average 11.57 lakh passengers everyday. Haryana Roadways is one of the better run State Road Transport Undertaking of the country. With a view to providing better transport services to the public, Nuh Sub-depot has been upgraded to Depot and a new City Bus Service Depot has also been set up at Faridabad.

**7.31** Haryana Roadways has won the Union Transport Minister's Trophy and cash award of ₹ 1.50 lakh each year for lowest accident rate among all the State Road Transport Undertakings in the country during the years 2005-06, 2006-07, 2007-08, 2009-10 & 2012-13. The Haryana Roadways is keen to further improve the public transport in the State and has taken many initiatives to improve the bus services and upgrading the public amenities at the Bus Stands. The Govt. has increased the plan outlay of the department from ₹ 56 crore during 2004-05 to ₹ 181.50 crore during 2013-14. Out of which ₹ 145.39 crore has already been spent upto 31.12.2013.

### **Modernization of Bus Services**

**7.32** Volvo super luxury bus services were introduced by the department w.e.f. 1.8.2008. The fleet of super luxury bus services has been extended upto 45 buses for meeting ever increasing demand of public for this service. Haryana Roadways is planning to extend city bus services in all the prominent cities of Haryana. For city bus service, the Department also redesigning out existing bus structure and making it more city travel friendly by introducing a number of features.

**7.33** The fleet strength of Haryana Roadways is being augmented to 4,500 buses which includes CNG, AC, SLF, Volvo AC buses etc. 863 buses were replaced during 2012-13 with newly designed buses. During 2013-14, it is proposed to replace 518 old buses with new buses and 510 buses are proposed towards to be added to the fleet after clearing the back log of previous year. Out of these, 472 buses have already been procured up to 31.12.2013.

**7.34** New bus services have been introduced to provide improved transport services to the people like super luxury bus service, AC bus services, Haryana Shakti bus services, Haryana Uday CNG bus services, low floor AC/CNG bus services, semi low floor bus services etc.

**7.35** For providing comfortable and adequate Urban Transport Passenger Services to the people, intra-city bus service at Faridabad has been started under the JNNURM Scheme of Govt. of India. Under this scheme, 150 buses have been introduced, out of these 90 buses are operating presently in double shift covers about 20,000 km. daily by operating about 300 trips.

**7.36** Efforts are being made to improve the public transportation system of various towns and cities in Haryana. To improve the transport services in the cities, in Gurgaon 120 buses covers 26,000 km. daily by operating 900 trips in double shift. Under this scheme, 35 buses cover 8,000 km. daily by operating 170 trips in double shift in Panchkula. These buses are plying between Panchkula-Zirkpur-ISBT Sector-17 Chandigarh, and ISBT Sector-43, Chandigarh.

#### **Mini Buses for Morni Area**

**7.37** For meeting the long standing demand of people of Morni areas for regular bus transport service, a fleet of special 6 mini buses have been acquired and made operational. An outlay of ₹ 150.10 crore has been earmarked for procurement of buses during the current financial year. Out of which, ₹ 118.88 crore has been spent upto 31.12.2013.

#### **Construction/Renovation of Bus Stands/Workshops**

**7.38** At present there are 97 Bus Stands constructed at various places in the State. For the convenience of public new Bus Stands has been constructed and made operational during 2013-14 at Badhra besides workshops at Sirsa and Kaithal. New Bus Stands are being constructed at Raipur Rani (PKL), Barwala (PKL), Agroha (HSR), Sadhaura (YNR), Bhuna (FTD), Pai & Kaul (KTL), Satnali (NNL), Sampla (RTK) and Sohna (GGN). New Bus Stands at Ambala City, Palwal, Nuh, Gurgaon ( Sector-29 & Rajiv Chowk), Faridabad (Sector-12) and Jhajjar, have also been planned.

**7.39** An amount of ₹ 17.16 crore have been spent during 2012-13. ₹ 26.75 crore has been earmarked for Land & Building Programme during the Annual Plan 2013-14. Out of which ₹ 25.89 crore has already been spent upto 31.12.2013. During 2012-13, the Government spent ₹ 3.34 crore on non-plan side for the repair and renovation of Bus Stands/Workshops.

#### **Modernization of Workshops**

**7.40** The workshops of H.R. are being modernized by providing latest machinery, tools & infrastructure etc. for better up-keep of the buses. An amount of ₹ 34.30 lakh have been spent during 2012-13 under this programme. An amount of ₹ 100 lakh has been earmarked for the year 2013-14. Out of which ₹ 20.68 lakh have already been spent utp 31.12.2013.

## **Computerization**

**7.41** Various activities of the department are proposed to be computerized in a phased manner. Apart from the web-based Depot Management System it is proposed to introduce on-line advance reservation and ticketing system. New Electronic Ticketing Machines are also proposed to be introduced in the buses and at the Bus Stands. Complete software modules have been developed in house and successfully implemented in all the Depots/Sub-depots of Haryana Roadways. An amount ₹ 22.41 lakh have been spent during 2012-13. ₹ 100 lakh has been earmarked for this purpose during 2013-14. Out of this an amount ₹ 18.08 lakh have already been spent upto 31.12.2013.

## **Free/Concessional Travel Facilities**

**7.42** The Government is aware about its social obligation towards some deserving sections of society. Haryana Roadways is providing free/concessional travel facilities as a social obligation to different categories like unemployed youth going for interviews, 100 percent handicapped people with one attendant, freedom fighters, press correspondents, Police/Jail staff, National youth awardees, women and children on Rakhi Day, 10 single fares is being charged in a month from the boys student, girls student are allowed free travelling w.e.f. 1.1.2014 from their residence to educational institute upto 60 km., 50 percent fare concession is allowed for NCC cadets to participate in their training, 50 percent fare concession to the senior citizens women attaining the age of 60 years, free traveling facilities to the Numberdars for 10 days in a month from their residence to Tahsil HQ and 2 days in a month to their District HQ, free traveling passes to Paralympics Sports Persons participating in the sports meets organized for the physically challenged persons. Concessional bus pass facilities to the general public of Haryana @ 40 one side fares for one month, 110 one side fares for three months and 200 one side fares for six months is also introduced. 35 one side fare for one month bus pass in case of Haryana Govt. Employees. Cancer patients are allowed free traveling from their residence to the cancer institutes w.e.f. 1.1.2014.

## **Road Safety**

**7.43** The Haryana Roadways is very keen to implement strict Road Safety measures to bring down the number of road accidents. With concerted efforts in this regard the Haryana Roadways has been able to steadily bring down the rate of accidents from 0.21 per one lakh km. in 1994-95 to 0.05 during 2013-14 (upto 30.11.2013) inspite of enormous increase in the volume of traffic.

**7.44** Haryana Roadways is running 7 departmental Drivers Training Schools for training and certifying new Heavy Vehicle Drivers. Training for Light Vehicle Drivers has also been

started in DTI Murthal. An amount ₹ 15 lakh have been spent during 2012-13. An amount of ₹ 10 lakh has been earmarked for the Annual Plan 2013-14.

#### **REGULATORY WING**

**7.45** The Regulatory Wing of the Transport Department has been entrusted with the responsibility of the implementation of the provisions of Motor Vehicles Act, 1988, Central Motor Vehicles Rules 1989, Haryana Motor Vehicles Rules 1993, Motor Vehicles Taxation Act, 1924 and the Motor Vehicles Rules 1925. During the year 2012-13, against a target of receipts of ₹ 750 crore, a sum of ₹ 887 crore was collected. The target of receipts during the current year is ₹ 850 crore and is likely to be achieved.

#### **New Transport Policy**

**7.46** Haryana Roadways has traditionally been providing stage carriage services in the State with a fleet of buses. The Government made a scheme in 1993 under which permits were granted to about 900 private operators. Since then, tremendous increase in the population, numerical growth and geographical dispersal of new institutions and centers of economic, social and educational importance e.g. engineering colleges, new agriculture marketing centers etc. led to a significant increase in the demand for public transport over the years. Therefore, in order to provide an efficient, adequate, economical and properly coordinated reliable and safe transport to the public, a scheme has been made and published in the official gazette on 12.8.2013 to augment the stage carriage service in the State by grant of about 3,519 permits to private operators.

#### **Improving Driving Skills**

**7.47** With a view to provide driving training and increase road safety, four IDTRs, have been/are being established in the State. IDTR, Bahadurgarh with a cost of about ₹ 15 crore and IDTR, Rohtak with a cost of about ₹ 16 crore have been set up in collaboration with M/s Maruti Udyog Ltd. IDTR, Kaithal has been set up in collaboration with M/s Ashok Lelyland Ltd. with a cost of ₹ 17.28 crore. IDTR, Bhiwani is being set up in village Kaluwas, Bhiwani with Central financial assistance of ₹ 12.45 crore. MOU has been signed with M/s Tata Motors Ltd. and the construction of the building will start soon. Another Driving School is proposed to be established in Mewat area. DC has sent a proposal to Director Panchayat in this regard.

#### **Improving Road Worthiness of Motor Vehicles**

**7.48** Fitness of vehicles is an important area which needs to be given due attention. With a view to ensure road worthiness of motor vehicles, an Inspection and Testing Centre equipped with fully automated and computerized machines is being set up at Rohtak with Central financial assistance of ₹ 14.40 crore. The Center will have a capacity to check road worthiness of 1,25,000-1,50,000 vehicles per year. The construction of the building of Centre has been started.

## **Computerization**

**7.49** The National 'Vaahan' and 'Sarathi' programme has been implemented in all the 79 Registering/Licensing Authority in the State. All work pertaining to registration of motor vehicles and issue of driving licenses has been computerized. Computerized receipts are being issued for the cash (tax/fee) received in all the offices of Registering/Licensing Authorities.

## **Road Safety Measures and Awareness**

**7.50** Following road safety measures have been adopted by the Department:-

- a) A State Level Co-ordination Committee on Road Safety has been constituted under the Chairmanship of Principal Secretary, Transport to address all the issues pertaining to road safety.
- b) 1,170 accident prone points have been identified and 870 have been rectified. Similarly, 1,051 sites have been identified where speed breakers are required to be constructed, out of which, 866 speed breakers have been constructed.
- c) Speed Governors have been installed on all the transport vehicles during the last year.
- d) Reflectors/reflective tapes have been affixed on all vehicles during last 2 years.
- e) Special campaign has been launched to check overloading of vehicles, drunken driving, over-speeding, driving without helmets/seat-belts, dangerous driving etc.
- f) Road Safety Awareness Clubs are being set up in all the 88 Government Colleges in the State, in order to spread awareness amongst students about road safety. As a result of the efforts, the number of accidents have decreasing trend for the first time.

## **Enactment of Haryana Road Safety Authority Act**

**7.51** The road accidents are causing great loss both in economic and human terms. The increasing number of road accidents is a matter of worry and needs to be checked by taking effective measures. It was decided in meeting of the National Road Safety Council that the States should consider making laws regarding road safety. With a view to give pointed focus to the road safety and to co-ordinate the efforts of various stake holders, the draft of Haryana Road Safety Authority Act has been prepared. An Authority will be constituted under the Act to address the issues pertaining to road safety.

## **Checking of Overloading by Vehicles**

**7.52** The Department has launched an effective enforcement campaign to check the menace of overloading by the goods vehicles. Besides challaning the vehicles under the Motor vehicles Act, 1988, criminal action has also been initiated by the State Government against the operators of motor vehicles plying.

## **High Security Registration Plates Scheme**

**7.53** As per the provisions of Rule 50 of Central Motor Vehicles Rules 1989, the Department has been implemented the scheme of High Security Registration Plates and the work of affixation of the High Security Registration Plates has been started.

### **Implementation of New National Permit Scheme**

**7.54** As per the decision taken by Central Govt., the New National Permit Scheme has been fully implemented in the State. All the National Permits are being issued through a computerized system devised by the Central Govt.

### **Enactment of Haryana Motor Vehicles Taxation Act**

**7.55** The existing Punjab Motor Vehicles Taxation Act was enacted in 1924. Since then, there have been substantial changes in the transport sector. Number of vehicles has increased tremendously and the types of vehicles have also been increasing. Similarly, the pattern and manner of levying tax on vehicles have also changed substantially over the time. In order to amend and consolidate the law relating to taxation on motor vehicles and to rationalize the taxation structure and procedures, the Haryana Motor Vehicles Taxation Act, 2013 has been enacted replacing the existing one.

### **Improving Citizen Services**

**7.56** In order to simplify and streamline the procedure to provide citizen services, the department has introduced e-payment facility for payment of road tax in respect of transport vehicles. An SMS facility has been introduced under which the citizens will be sent SMS intimating the amount of tax/fee deposited for various services in the offices of Secretary, RTA, and SDO©. A new website has been started by the Department providing information services, e-payment facility and grievances redresses mechanism.

### **Simplification of Process of Registration**

**7.57** In order to simplify the process of registration and to reduce delays in issue of R.C., rules have been amended to start dealer point registration system in the State. This will reduce time/effort of public and will transparency in system.

## **AGRICULTURAL MARKETING**

**7.58** The primary objective of the Haryana State Agricultural Marketing Board (HSAMB) is to set-up a modern integrated marketing infrastructure, improve accessibility to the markets and to provide the farmers with opportunities to achieve better value for their produce. The Board has constructed 266 nos. covered shed in various mandis. Besides covered sheds, the Board has also constructed Food Storage Godowns with a storage capacity of 35,755 tonne.

### **Development of Terminal Market at Ganaur (Sonipat)**

**7.59** The Board has taken up an ambitious project of ultra modern post harvest management support system on the pattern of Rungis Market near Paris for which about 537 acre land has been acquired at Ganaur. Total outlay of this infrastructure will be to the tune of ₹ 1,500 crore. This market will have backward linkages with the entire State of Haryana alongwith the States of northern region and will have forward linkages with the metropolitan



cities of the country. This will be an Ultra Modern Whole Sale Fruit, Flower, Dairy Product and Vegetable Market Complex having facilities of Cool Chambers, Ripening Chamber, Grading, Sorting and Packaging lines. This market will be connected to about 100 collection centers throughout the State initially. It will offer a clean and hygienic market environment and will be designed to handle fruits and vegetables to the extent of 7.5 million tonne. Eggs, Meat/Fish products to the extent of 1 million tonne, Flowers to the extent of 0.5 million tonne in a year. Initial works have been started at site and ₹ 12.50 crore has so far been incurred on boundary wall, hoarding, entrance road, land scaping, kiosks and covered shed including pack house etc.

### **Construction of Agro Mall/Shopping Complex**

**7.60** The Board has planned to develop Agro Malls in various mandis of the State to have better opportunities of marketing and selling their produce for farmers. In this chain Agro Mall at Rohtak and Panipat have been completed while the Mall at Karnal is near completion and Panchkula is in advanced stage of completion. An expenditure of ₹ 161.50 crore has so far been incurred.

### **Development of Mandis and Providing Additional Facilities in Existing Mandis**

**7.61** For development of mandis and providing additional facilities in existing mandis, ₹ 54 crore have been incurred during year 2013-14.

### **National Horticulture Mission Projects**

**7.62** A number of projects for providing modern facilities in existing Vegetable Markets are being taken up with the assistance of National Horticulture Mission Govt. of India. In the 1st phase, Cold Chain, Ripening Chambers, Grading, Sorting & Packaging facilities are being set up and the work has been started at 11 stations viz., at Panchkula, Panipat, Hisar, Narnaul, Rohtak, Karnal, Gurgaon, Abubshahar, Shahabad, Jhajjar & Sonipat with an estimated cost of ₹ 72.06 crore. An expenditure of ₹ 57 crore has so far been incurred. Under the 2<sup>nd</sup> phase, the Cold Chain works at 4 stations viz., Faridabad, Jind, Pehowa & Yamuna Nagar have been taken with an estimated cost of ₹ 12.24 crore. The works are in progress and an expenditure of ₹ 4 crore has so far been incurred.

### **Plant Health Clinics**

**7.63** Plant Health Clinics at 14 stations with an estimated cost of ₹ 3.11 crore were assigned to Board. The works have already been completed. An expenditure of ₹ 2.88 crore has so far been incurred.

### **Rural Sports Stadiums**

**7.64** The work of construction of 170 Rural Sports Stadiums at a cost of about ₹ 115 crore approximately have been assigned to the Board as deposit work of Sports Deptt. Work on 163 stadiums has been completed while the work on 7 stadiums are in progress. An expenditure of ₹ 111 crore has so far been incurred on these works.

## Model Villages & LADT Works

**7.65** Development works of 53 nos. model villages were assigned to the Board and works of all the 53 villages stands completed. An expenditure of ₹ 239 crore has so far been incurred. The works of 881 villages under LADT scheme & pavement of street schemes and 291 streets under 3<sup>rd</sup> State Finance Commission scheme were assigned to the Board. Works on all these schemes have been completed and an expenditure of ₹ 144.55 crore has so far been incurred.

## Construction of New Link Roads/Special Repair of Roads

**7.66** The Board has constructed new link roads of 549 km. during 2013-14. Besides ₹ 655 crore on special repair of roads, an expenditure of ₹ 48 crore has also been incurred on routine maintenance of rods.

## Development Works Under RSVY Scheme

**7.67** The Board. is also undertaking development works under the Central Govt. funded RSVY schemes with an estimated cost of about ₹ 15 crore.

## Upgradation of Roads under PMGSY

**7.68** A project of upgradation of rural roads already constructed by the Board was approved as a joint project of H.S.A.M.B. and the PWD B&R. The road length of 75.62 km. has been upgraded under this project.

## STORAGE (HARYANA STATE WAREHOUSING CORPORATION)

**7.69** Haryana State Warehousing Corporation is a statutory body created for providing scientific storage facilities for a wide range of agricultural produce and notified commodities to the Farmers, Govt. Agencies, Public Enterprises, Traders, etc. The Corporation is operating 109 warehouses across the State with a total storage capacity of 17.21 lakh tonne which consists of covered godowns of 15.52 lakh tonne capacity and open plinths of 1.69 lakh tonne as on 31.12.2013. The storage capacity since 2005-06 is given in **Table 7.9**.

**Table 7.9 Average Storage Capacity and its Utilization**

Year	Average Storage Capacity (in Tonne)	Average Utilization (in Tonne)	Utilization Percentage	No. of Warehouses
2005-06	1485309	851494	57	105
2006-07	1390272	837581	60	105
2007-08	1397115	968645	69	105
2008-09	1468483	1220165	83	106
2009-10	1692611	1544599	91	107
2010-11	1616270	1497189	93	107
2011-12	1672188	1645066	98	107
2012-13	1888401	1966756	104	108
2013-14 (upto Dec., 2013)	1814174	1729571	95	109

**7.70** The Corporation had a meager owned storage godowns of 7,000 tonne capacity at the time of inception on 1.11.1967. During the year 2013-14, the Corporation had taken up construction of 2,38,466 tonne capacity godowns at 24 different locations in the State under the Rashtriya Krishi Vikas Yojana (RKVY) scheme. During the year 2012-13, godowns capacity 97746 Tonne have been constructed under RKVY scheme. The details of construction of godowns under taken by the Corporation since 2005-06 is given in **Table 7.10**.

**Table 7.10- Godowns and its Capacity since 2005 to 2013-14**

Sr. No.	Year	Capacity Constructed (Tonne)
1	2005-06	15000
2	2006-07	32000
3	2007-08	-
4	2008-09	7550
5	2009-10	77120
6	2010-11	30240
7	2011-12	20150
8	2012-13	97796
9	2013-14	2,38,466 tonne (Capacity) 1. 47,440 tonne capacity godowns have been completed. 2. Godowns of 31,882 tonne capacities are in progress. 3. Godowns of 1,59,144 tonne are in the process of allotment as the possession of land was handed over by Agriculture Department in the month of December, 2013. Also the godown capacity 9,240 tonne at SWH Fatehabad shall be constructed in 2014-15 after transfer of land by Agriculture Department.

**7.71** The Corporation is operating an Inland container Depot (ICD)-cum-Container Freight Station (CFS) at Rewari to provide cost effective services to the Importers and Exporters of Haryana and its adjoining area of the neighbouring States. However, operations of ICD-cum-CFS, Rewari are being handled by CONCOR w.e.f. 1.11.2008 under a Strategic Alliance Agreement with CONCOR (a subsidiary of Indian Railways). Inland Container Depot, Rewari, has been connected online to the world through the Electronic Data Inter-Change (EDI) system since 18.12.2009.

### **HARYANA STATE CO-OP. SUPPLY & MARKETING FED(HAFED)**

**7.72** HAFED has procured 22.76 lakh tonne wheat during Rabi-2013. This constituted about 39 percent of the total wheat procured by all the agencies of the State. During the current Kharif 2013, HAFED has procured 10.24 lakh tonne paddy against 12.20 lakh tonne paddy purchased during the previous year.

**7.73** HAFED has been declared as a Nodal Agency by the State Government for construction of Godowns in the State of Haryana under Private Entrepreneur Godown (PEG) Scheme 2008 of Government of India. Under this project, Godowns of approximately 36.52 lakh tonne are to be constructed in the State. 21.38 lakh tonne godown capacity has been created upto 31.1.2014, 10.67 lakh tonne capacity is under construction & a capacity of 3.42 lakh tonne is yet to start for which LoA has already being issued. In addition to this a capacity

of 1.08 lakh tonne is yet to be sanctioned for which bids are under scrutiny/examination. Further it is expected that a total capacity of 29.98 lakh tonne is likely to be completed upto 31.3.2014. In addition to the above PEG Scheme, HAFED is also in the process of constructing its own Godowns of approximately 10 lakh tonne.

**7.74** Hafed has revised the Fertilizers Supply Policy w.e.f. 27.9.2013 keeping in view the longstanding demand of PACSs and CMSs for increase in distribution margin on sale of fertilizers for strengthening these Co-operative Institution engaged in the supply of fertilizers to the farmers in the rural areas and these agencies will be benefited by around 6 crore per year. The new Fertilizers Supply Policy, 2013 has been focused on motivating the PACSs and CMSs to increase the distribution profit these agencies are allowed to distribute fertilizer on post dated cheques also. These agencies are also allowed to make advance stocking of fertilizers during the off season, thereby ensuring timely availability of fertilizer at all the PACSs and CMSs. These agencies distribute 40 percent DAP and 30 percent UREA in the State. According to the new policy the PACSs and CMSs will get the distribution profit for the sale of DAP ₹ 200 instead of ₹ 60 and on UREA ₹ 90 instead of ₹ 60.

**7.75** Hafed has also taken initiative to promote Desi Wheat, Barley & Basmati Paddy the contract farming practices has been started so that these farmers will get the good prices of their produce. Hafed has also launched a new scheme for the purchase of Mustard seed. In this scheme the farmers bring their produce directly to Oil Mill premises at Rewari & Narnaul and Hafed gives better rates to the farmers than the market.

**7.76** A flour mill has also been set up at Taraori (Karnal) and the modernization of Rice Mill Taraori has also been completed. The Computerization of Hafed Sugar Mill, Assandh has been completed and in the current crushing season the payment is being released to the farmers within 24 hours of weighment. HAFED has bagged BT-Star PSU Excellence Award and best PSU Award by Dainik Bhaskar in 2013.

\*\*\*

## **SOCIAL SECTOR**

---

In any developing and emerging economy Social Sector plays a significant role. The ultimate objective of development planning is human development or increased social welfare and well being of the people. Education, Health and Social Justice & Empowerment are the main component of the Social Sector. Increased social welfare of the people requires a more equitable distribution of development benefits alongwith better living environment. The State's Plan Strategy has always been growth with social justice and welfare and accordingly the highest priority has been accorded to the Social Services Sector in the proposed 12<sup>th</sup> Five Year Plan (2012-17).

### **EDUCATION**

**8.2** The State Government is well aware that the 21st Century is acknowledged as the Knowledge Century. Education is the key to knowledge and the State Government has consistently made sincere efforts to make "education for all" a reality with required academic & infrastructural facilities and easy access.

### **SCHOOL EDUCATION**

**8.3** It has always been the endeavour of State Government to spread education amongst the masses and to provide quality education to all children of Haryana State. For this many steps have been initiated in Education Department. One of the notable steps in this regard has been inclusion of 100 new schools under National Vocational Education Qualification Framework (NVEQF) scheme in 2013-14 under which nearly 4,900 students have been enrolled. The Department has also established Aarohi Model schools with functional computer labs for 36 educationally backward blocks where 4,800 students are currently studying.

**8.4** Under the Information and Communication Technology (ICT) scheme, Computer Faculty have been provisioned in more than 3,122 Government schools for which ₹ 28.59 crore has been released by the State Government.

**8.5** Another important step in 2013-14 has been setting up of 'PRARAMBH'- a State level school for providing 4 years integrated course in teacher education at Jhajjar and operationalising 6 Adarsh Vidyalayas (Kisan schools) in 6 districts. It is envisaged to open a Kisan school in every district of the State.

**8.6** The Government is also committed for providing dual desk furniture in all 15,008 schools of the State for which requisite provisions have already been made and orders in excess of ₹ 100 crore have been placed.

**8.7** The Government has already initiated recruitment process for filling up of 14,216 posts of PGT and 9,870 posts of JBT teachers and has also initiated a proposal for taking over 2,000 teaching staff and 700 non-teaching staff of all the 201 Govt. Aided Private schools.

**8.8** The Government has been providing several scholarships and incentives under various schemes. Under Rajiv Gandhi Scholarship scheme alone 43,000 students have benefited. A provision of ₹ 409.10 lakh has been made for the year 2013-14 in this regard.

**8.9** Under the free Cycle scheme for SC students for 6<sup>th</sup>, 9<sup>th</sup> & 11<sup>th</sup>, budgetary provision of ₹ 12.00 crore has been made in 2013-14.

**8.10** ₹ 146 crore & ₹ 312 crore have been allotted in 2013-14 for benefiting 12.30 lakh SC students under the onetime yearly Cash Award scheme and Monthly Stipend scheme respectively. Whereas, for promoting education amongst BPL/BC-A students, about ₹ 168 crore has been sanctioned.

**8.11** ₹ 322 lakh were distributed on 26 January 2014 to schools which were adjudged first under Mukhya Mantri School Beautification Motivational Awards at block level and district level.

**8.12** Under the flagship Mid-Day-Meal scheme, the most notable improvements have been regarding promotion of personal hygiene amongst students and quality of food prepared. For this, in the year 2013-14, ₹ 70.89 lakh has been released to provide soaps meant for washing hands for Primary & Upper Primary Schools and 6,860 Self Help Groups have been imparted with necessary training.

**8.13** Under the Right to Education Act, benefits such as free uniforms, stationery, school bags and reimbursement of fees and funds to all the students of Classes 1<sup>st</sup> to 8<sup>th</sup> are being provided by the Elementary Education Department as per provisions of Right of Children to Free and Compulsory Education Act/Rules in the State of Haryana. Notable innovations under RTE have been introduced such as Class Readiness Programme (CRP) which promotes activity based learning.

**8.14** Besides this, 'Shiksha Setu' cards are also being provided to each student for the first time in the state. This card is an information tool for parents which explain financial and educational entitlements of the children. Apart from this, Shirkat-e-Taleem Programme was organized in Mewat district from 22.8.2013 to 27.8.2013 wherein future action plan was outlined for the State of Haryana.

## **Sarv Shiksha Abhiyan (SSA)/Rashtriya Madhyamik Shiksha Abhiyan (RMSA)**

**8.15** The State Government is implementing two flagship national programmes namely; “Sarv Shiksha Abhiyan” and “Rashtriya Madhyamik Shiksha Abhiyan” on a sharing pattern of 75:25 between Centre and the State.

### **Free Text Books**

**8.16** During the year 2013-14, an amount of ₹ 3,834.21 lakh has been spent under Sarv Shiksha Abhiyan under the component of Free Text Books. The total numbers of beneficiaries are 13,43,528 students from Primary and 7,26,758 students from Upper Primary classes.

### **School Grant**

**8.17** During the year 2013-14, 9325 Primary and 5,600 Upper Primary schools have been provided school grant @ ₹ 5,000 and @ ₹ 7,000 respectively for maintenance of the school equipments including replacement of non functional items etc.

### **Free School Uniform**

**8.18** Under SSA, uniform is provided to all girls, SC and BPL boys. An amount of ₹ 6,213.77 lakh has been provided to SMCs for distribution of uniform to 19,88,360 students @ ₹ 400 per student. However, 4,34,918 boys of non-BPL General and BC who are not covered under SSA scheme, have also been provided the same amount for uniform by Director Elementary Education, Haryana.

### **Self Defence and Yoga Training for Girl Students**

**8.19** A 3 months yoga and self defence trainings is being conducted for girl students at elementary level in batches of 50 girl students per school.

### **Community Training**

**8.20** There is a provision of ₹ 268.65 lakh in the budget for the 3 days training to 89,550 members of School Management Committee in the State.

### **Civil Work**

**8.21** During 2013-14, ₹ 262.64 lakh has been provided for the execution of various civil works under SSA which include construction of 7 school buildings (Primary) and 4 new school buildings (Upper Primary). During 2013-14.

**8.22** Under RMSA ₹ 4,357.96 lakh have been provided for construction of 2 section school (16 nos.) and 18 Girls Hostels. During 2013-14, under RMSA upgradation of 16 Upper Primary schools to Secondary schools and under SSA and the upgradation of 4 Primary schools has been sanctioned by MHRD.

## **HIGHER EDUCATION**

**8.23** The higher education system in the State has witnessed unprecedented growth in recent years. The Department of Higher Education has taken various measures to expand the capacity in higher education and improve the quality for education in recent years to ensure quality education to all. The total budget for higher education has increased from ₹ 927.58 crore in 2012-13 to ₹ 1,097.70 crore in 2013-14.

**8.24** Government has opened 7 new Government Colleges in 2013-14 with Arts and Commerce faculties out of which 6 are in rural areas. This momentum is likely to continue in future. Science stream has been started in 20 Government Colleges out of which 14 are in rural areas.

**8.25** The PGRC Meerpur has been upgraded to a University named as Indira Gandhi University, Meerpur. An amount of ₹ 122 crore has been earmarked for the construction of the Government Colleges of the State. As many as 11 Private Degree Colleges have been granted NOC and 30 Colleges have been granted NOC to start the new subjects during the year 2013-14. Government is in process of filling 1,037 posts of Asstt. Professors in Govt. Colleges and 385 posts of non teaching staff of Government Aided Colleges, which would substantially improve the teacher student ratio.

**8.26** The Department has introduced various programmes and schemes for improving the quality and strengthening of Colleges in the State which includes 'Centres of Excellence,' 'Human Resource Development,' 'Up-gradation of Laboratories,' 'Science Exhibition,' 'Educational and Excursion Tours,' 'Compulsory Computer Education,' setting up of 'Smart Class Rooms,' 'Establishment of Language Labs.'

## **TECHNICAL EDUCATION**

**8.27** Proper trained technical and professional manpower constitutes the most important component of the human resource that spearhead the socio economic development of a nation. The Department of Technical Education promotes planned and sustainable development of Technical Education in the State consistent with the National and State policies.

**8.28** At the time of inception of Haryana as a separate State in 1966, there were only 6 Polytechnics (Government-4 and Government aided-2) and only one Regional Engineering College at Kurukshetra (joint venture of State Government and Government of India) with annual intake of only 1,341 students. There has been an exponential growth in the number of technical education institutions especially after 2005. In 2004-05, there were only 161 institutions with annual intake of 28,445 students. The number of institutions in the academic session 2013-14 has grown to 639 with total intake of about 1,44,165 students.



**8.29** The Department has established three Technical Universities, namely; Guru Jambheshwar University of Science and Technology, Hisar (1995), Deenbandhu Chhotu Ram University of Science and Technology, Murthal (2006) and Young Men's Christian Association (YMCA) University of Science and Technology, Faridabad (2009). Apart from this, the Department has also established Chaudhary Devi Lal Memorial Government Engineering College, Panniwala Mota, Sirsa.

### **National Initiatives**

**8.30** Indian Institute of Management, Rohtak is being established by the Ministry of Human and Resource Development, Government of India over a sprawling area of 200 acre at Rohtak. The State Government has made the land available free of cost. IIM Rohtak is presently running in the temporary campus at MD University, Rohtak. The construction work is being taken up by MHRD Govt. of India. The new campus is likely to be completed by 2016.

**8.31** Government Technical Institutions Society (GTIS), Rohtak with a view to give impetus to learning of fine arts and other areas like urban planning and architecture, design and visual arts, the State Government has established four state of art Institutes namely; State Institute of Design (intake of 80), State Institute of Film & Television (intake of 60), State Institute of Fine Arts (intake of 90) and State Institute of Urban Planning & Architecture (intake of 40) with an investment of ₹ 205 crore. The institute started functioning in 2011-12. The construction work of the project was started in January, 2009 and is likely to be completed by March, 2014.

**8.32** Central Institute of Plastic Engg. & Technology (CIPET) started its activities from rented shed at Panipat in 2006 and shifted in April, 2013 in its own building on 10 acre land in the campus of Deenbandhu Chhotu Ram University of Science & Technology (DCRUST), Murthal. The State Government has provided land free of cost for this institute and ₹ 25 crore for construction of building. CIPET is offering following 4 courses with an intake of 330. CIPET is providing Technical Support Services to Plastics & Allied Industries and is also, regularly organizing Entrepreneurship Programmes for Department of Industries, Haryana. The Plastic testing centre at CIPET is accredited with NABL, Department of Science & Technology, GOI and recognized by Bureau of Indian standards.

### **Polytechnics**

**8.33** A new Teaching Block with an investment of ₹ 15.25 crore has been added in Government Polytechnic Nilokheri, district Karnal in 2011-12. A new Workshop Block has been constructed in the Government-aided CR Polytechnic, Rohtak with financial assistance of ₹ 4 crore from the State budget in 2012-13. Three Government Polytechnics namely; Government Polytechnic, Sanghi, Sampla (Rohtak), Narwana (Jind) were established in

2011-12. An expenditure of ₹ 25 crore has been incurred on construction of each polytechnic. The classes of these institutes have been shifted to their new campuses in the academic session 2011-12. Two new Government Polytechnics namely; Government Polytechnic Bhiwani and Meham (Rohtak) have been established in 2013 and an expenditure of ₹ 8 crore has been incurred on construction of each polytechnic in 1<sup>st</sup> phase.

### **Proposed New Projects**

**8.34** 6 new Government Polytechnics namely, Government Polytechnic, Shergarh (Kaithal), Government Polytechnic, Neemka (Faridabad), Government Polytechnic, Indri (Mewat), Government Polytechnic, Mandkola (Palwal), Government Polytechnic, Madalpur (Faridabad) and Government Polytechnic, Malab (Mewat) are being established at an estimate cost of ₹ 15.54 crore for each Polytechnic.

**8.35** Indian Institute of Information Technology (IIIT) is being established at village Kilohrad district Sonapat in Public Private Partnership (PPP) mode by Government of India, Ministry of Human and Resource and Development for which 50 acre land has been transferred in the name of Technical Education Department, Haryana by Gram Panchayat. The Industrial Partners for the Project are HSIIDC and Hartron.

**8.36** National Institute of Design (NID) is being established in Umri (on NH-1) in district Kurukshetra. Land measuring 20.5 acre has been provided by the Gram Panchayat, Umri for establishing this Institute of national importance.

**8.37** An Extension Campus (Faculty Development) of IIT Delhi is being established at Rajiv Gandhi Education City, Kundli district Sonapat for which HUDA has allotted a site measuring 50 acres free of cost. There is a proposal for establishing Science & Technology Park, High Performance Computing Facility and Faculty Development Centre in the campus. One more Extension Campus (Research and Development) of IIT Delhi at Village Badhsa district Jhajjar is being constructed for which 50 acre land has been purchased at a total cost of ₹ 15 crore from the Gram Panchayat Badhsa district Jhajjar. There is a proposal for establishing Skill Development Centre and Bio-Sciences Research Park in the campus.

**8.38** National Institute of Fashion Technology (NIFT) is being established in Sector-23, Panchkula in collaboration with NIFT, Delhi and the Ministry of Textiles, Government of India. The State Government has provided 10 acre land free of cost for the NIFT project. Financial assistance of ₹ 99.71 crore will be provided by the State Govt. for development of building infrastructures and viability gap funding for the first 4 years of the NIFT project. After the approval of this site by NIFT, Delhi, Government of India, this land has been transferred in the name of Technical Education Department, Haryana.

The construction work will be taken up by NIFT authorities and likely to be completed by July, 2016.

**8.39** State Institute of Engineering & Technology at village Silani Kesho in Jhajjar district is being established. Gram Panchayat, Silani Kesho has provided 40 acre land free of cost for this purpose on Jhajjar-Gurgaon road at about 9 Km. from Jhajjar. The land has been transferred in favour of Technical Education Department Haryana and the drawings have been finalized. The estimated cost of construction is ₹ 40 crore approx. The construction work of boundary wall/approach road is in progress through PWD B&R, Haryana. The construction of Administrative Block and Academic Block is likely to be started shortly and may be completed within 2 years.

**8.40** Rao Birender Singh State Institute of Engineering & Technology at village Zainabad is being established in Rewari district. Gram Panchayat, Zainabad has provided 52.50 acre land for this purpose which has been transferred in the name of Technical Education Department Haryana. The estimated cost of construction is ₹ 38 crore approx. The construction of Administrative Block and Academic Block is likely to be started shortly and may be completed within 2 years.

#### **Haryana State Technical Education Society (HSTES)**

**8.41** The Department has set up Haryana State Technical Education Society (HSTES), previously known as Haryana State Counselling Society, to regulate admissions to all diploma and under-graduate technical courses in the State. The Society conducts Diploma Entrance Test and Lateral Entry Engineering Test for admission to various diploma courses and engineering courses (through lateral entry from diploma pass outs). The Society also offers the following scholarship for promoting quality technical education in the State.

- CV Raman Scholarship for Ph.D. students @ ₹ 18,000 per month plus ₹ 5,000 per annum contingency charges.
- Arya Bhatt Scholarship for M.E./M. Tech. students @ ₹ 20,000 or actual (whichever is less) towards tuition fee per annum.
- Sir M. Vishav Variya Scholarship for B.E./B.Tech./B. Arch. @ ₹ 40,000 or actual (whichever is less) towards tuition fee per annum.
- Vishav Mitra Scholarship for Diploma students @ ₹ 20,000 or actual (whichever is less) towards tuition fee per annum.

#### **INDUSTRIAL TRAINING**

**8.42** Training of youth in various industrial skill is the backbone for creation of a sound industrial economy. The Industrial Training Department through a network of 134 Govt. Institutes [103 Industrial Training Institutes ITIs, 31 Industrial Training Institutes (Women) and 95 Private Industrial Training Institutes, 7 Teacher Training Centers, 2 Private Teacher Training Centers, One Govt. Art School Rohtak and 5 Private Art Schools are presently

providing certificate courses to about 57,892 students all over the State. These institutes are not only supplying skilled craftsmen to the industries but also generate avenues for self-employment.

**8.43** 134 Industrial Training Institutes (including 31 Industrial Training Institutes for Women), with a seating capacity of 42,892 students are working during the year 2013-14. Govt. Art School, Rohtak with a seating capacity of 120 students, 5 Private Art Schools with a seating capacity of 600 students are functioning in the State. 7 Teacher Training Centres with seating capacity of 300 are being run at Ambala City, Rohtak, Bhiwani, Jind, Narnaul, Sirsa & Faridabad, 2 Private Teacher Training Centres with seating capacity of 40 trainee and 95 Private Industrial Training Institutes having seating capacity of 13,940 trainee seats are also functioning. No tuition fee is charged from women trainees in Govt. institutions. In 134 Institutes of the State 31 Institutes are only for womens. In remaining institute there is co-education and in all trades 30 percent seats are reserved for womens.

**8.44** Centres of Excellence (CoE) have been developed in 19 ITI's to provide multiskilling and modular training to the students. To make the training relevant and accountable to users, 62 ITI's have been adopted by 31 industries for upgradation. 71 Societies have been constituted covering 78 ITI's to provide them functional, financial and managerial autonomy.

**8.45** Under 'Skill Development Initiative (SDI) scheme of DGE&T through Modular Employable Skills (MES), 151 Vocational Training Providers (VTPs) have been registered to impart training to school drop-outs in various Sectors/Modules. 39,518 candidates have undergone training under this scheme till date.

## **INFORMATION TECHNOLOGY**

**8.46** Having emerged as a preferred investment destination for the domestic as well as international investors, Haryana today is home to a number of multinational companies and corporate houses. The State has done very well with the emergence of Gurgaon as the third largest hub of IT Industry after Bangalore and Hyderabad. The Industrial & Investment Policy encourages private initiative for creation and development of 'ready to move' space for this industry. The single most important state incentive to the IT Industry for creation of affordable space came through the provisions of enhanced F.A.R. of 2.5 for the IT/ITES Sector. The HDIIDC has developed infrastructure for Technology Park/Electronics Hardware Technology Park to promote IT Sector at four locations i.e Panchkula, IMT Manesar, Kundli and Rai in Sonapat in Haryana. The Government has granted licenses to 45 proposals for establishment of IT/Cyber Parks at various places in the State. In addition to this, the State Government has also recommended 28 SEZs proposals in IT/ITES sector. Out of this, 5 SEZs are functioning,

with the gainful utilisation of these facilities, about 13,00,000 persons are likely to get employment directly or indirectly in coming five years in IT/ITEs Sector. The State accounts for 6.8 percent of the employment in the IT Sector throughout the country. The State Government has notified a comprehensively revised 'Communication & Connectivity Infrastructure Policy 2013' in order to pave the way for establishment and augmentation of Telecom and Connectivity Infrastructure in the State. The Government has also signed a tripartite MoU with the Department of Telecommunications, Government of India and Bharat Broadband Network Limited (BBNL) for establishment of National Optical Fibre Network (NoFN) throughout the State in order to expand the outreach of the connectivity and provide last mile connectivity to each of the Gram Panchayats.

**8.47** During the year 2012-2013, Software exports from Haryana is estimated 6 percent of total national exports of ₹ 4,10,999 crore (excluding IT/Electronics Hardware Exports).

**8.48** The department has implemented the State Wide Area Network. Under this network, State Headquarter has been connected with all the District Headquarters, 126 Blocks/Sub-Divisions/Tahsils/Sub-Tahsils, Haryana Civil Secretariat and Haryana Bhawan, New Delhi for providing facilities such as inter and intra data transfer/sharing voice over Internet Protocol, Video etc. Beside this, 1239 offices of various departments have been connected horizontally on this network. More than 500 offices of various departments shall also be connected horizontally during the year 2014-2015. The State Data Centre (SDC) has been set up. The said State Data Centre has extremely limited capacity and almost fully utilised. While it is planned to establish a larger State-of-the art State Data Centre in a new complex to cater to State's requirements in the long run. Beside this, the HSIIDC has also allotted a 5 acre plot to the UIDAI for establishment of the UIDAI Data Centre. The development works are under progress at this site.

**8.49** For delivery of a whole range Citizen Centric Services, the department has notified the scheme for establishment and roll- out of CSCs under the name and style of "Haryana e-Seva" through out the State of Haryana following a Private Entrepreneurship Business Model and developed an application known as the "Integrated Village Information and Services System" (IVISS) for delivery of citizen services in a hassle free manner across the state .To utilize the core infrastructure like SWAN, SDC and CSCs, implementation of a new project namely, State Service Delivery Gateway (SSDG) is under process.

**8.50** Various Mission Mode Projects under the National e-Governance Plan (NeGP), namely APDRP of the Power Department; Computerization of Commercial Taxes of Excise & Taxation Department, Hospital Management System of the Health Department, Integrated Financial Management Systems (IFMS) of the Finance Department and projects of Transport,

Revenue, Panchayats and Treasury Departments are at different stages of implementation. Having successfully completed the first pilot of e-District at Rohtak, it has been decided to replicate the same across all the districts in the State during the coming year.

**8.51** Under the training programme, more than 35,000 employees have been trained so far. Hartron is regularly conducting specialised Appreciation Courses in Computers for officers/officials of Haryana Government, Boards and Corporations, through its 80 e-education centre through out the State. Haryana Knowledge Corporation Limited (HKCL), a non government company, has also been set up in joint collaboration with the Maharashtra Knowledge Corporation Limited (MKCL) to develop a new educational paradigm in the State.

## **SCIENCE AND TECHNOLOGY**

**8.52** The Department of Science and Technology, since its inception in 1983, has been instrumental in promotion of science and technology in the State. It has two agencies viz., Haryana State Council for Science and Technology and Haryana Space Application Centre, Hisar working under its aegis. The Department has set up two Centers of Excellence. First, on DNA Testing & Diagnostics facility for research & application in Haryana at “Centre for Plant Biotechnology, Hisar” at a cost of ₹ 233.85 lakh and second on setting up of “Renewable Energy Test Centre” at Deen Bandhu Chhotu Ram University of Science & Technology, Murthal at a cost of ₹ 1 crore. The Department of Science & Technology has taken a number of initiatives to promote the basic sciences in Haryana and to attract more meritorious students towards opting basic science subjects and make it as their career. The major schemes are as under:-

- **POSE Scholarship Scheme:** Under this programme, the department is providing attractive scholarships of ₹ 4,000 p.m. for B.Sc and ₹ 6,000 p.m. for M.Sc. students to top 100 students each of above said classes selected on the basis of merit. Earlier this scheme was for B.Sc (Hons.) students but from this year the scheme has been changed for B.Sc (Medical/Non-Medical) students. This scheme was started from the year 2009-10 and till date 701 students have been granted scholarships about ₹ 6.44 crore.
- **Haryana Science Talent Search Scheme:** Under this scheme, top 1,000 students in a combined science merit list of common exams NTSE (National Talent Search Examination) stage-I and NMMS (National Merit-cum-Means Scholarship scheme) will be given scholarship. At present the schemes is under revision due to change in NTSE pattern.
- **Fellowship Scheme for Ph.D Scholars:** The fellowship programme is based on National Eligibility Test conducted by CSIR twice in a year. An amount of ₹12,000 p.m. for the first two years and ₹ 14,000 p.m. for the third year onwards upto a maximum of five years with annual contingency grant of ₹ 20,000 is provided to the research students of sciences. The scheme was started from the year 2009-10. 76 students have been offered fellowships under this scheme till date.

**8.53** In order to popularize and disseminate knowledge in astronomy in the State, the Department has set up a planetarium with a total cost of ₹ 6.50 crore at Kurukshetra in the memory of late astronaut Kalpana Chawla.

**8.54** Haryana Space Applications Centre (HARSAC) has been established as an autonomous body under Department of Science and Technology, Haryana in the year 1986. The mandate of HARSAC is to harness the potential of space technology for the developmental planning of the State. It has also been notified as a nodal agency for all the activities related to remote sensing, GIS and GPS in the state. Till date it has completed 130 projects and 25 projects are currently ongoing. Following are the major projects being currently implemented at HARSAC:-

- **Modernization of Land Records of Haryana:** The project envisaging a cost of ₹ 32.00 crore, includes digitization of cadastral maps, linking of cadastral maps with Records of Rights (ROR), scanning of old revenue documents, development of Document Management System (DMS), survey/resurvey of unconsolidated areas. About 65,000 available musavies/cadastral maps of the state have been scanned, digitized and updated. Scanning of old documents like Field Books, Misal Hakiats, jamabandies has also been done. About 120 primary control points and 600 secondary control points have been established in the State using Differential GPS (DGPS) technique for proper demarcation of the land. Tertiary control points at the village level are also being established.
- **Base Mapping of Haryana Towns:** Planimetrically accurate and geo-referenced base maps of the major towns and cities of Haryana are being created using high resolution satellite data. These maps can be used by various line departments for depiction of roads/streets/railway network, power lines, telephone lines, water supply lines, sewer lines and other important assets, identification of facilities, assets, infrastructure, monuments etc in the city. Maps can also be used for consumer indexing by power/ telephone companies, water Supply, Municipality etc. and voter indexing by Election Departments.
- **Tree Cover Mapping in Panchkula and Yamunanagar:** Mapping of tree cover has been done in Panchkula and Yamunanagar districts of Haryana using high resolution satellite data on 1:10,000 scale. Various Tree outside Forest (TOF) classes such as Point, Linear and Polygons have been identified and mapped. These estimates will provide a realistic figure of the forest cover in the state, which is generally underestimated.
- **Space Based Information Support for Decentralized Planning (SIS-DP):** GPS locations of the government assets and infrastructure in all the villages of the State would be collected and overlaid on the satellite images. Project would also include overlaying of digital village cadastral maps on the satellite image. All the line departments would be required to provide the information to include as a layer under the project for digitization. Ownership of the database and resource information will be with respective line Departments.
- **Development of Haryana Spatial Data Infrastructure (HSDI):** The objective of HSDI would be to make accessible organized geo-spatial data to authorized user agencies and to facilitate use of this data in the planning process of various line Departments. HARSAC would collect, generate and digitize the spatial data, make it compatible, inter-operable and accessible to various departments through the SWAN being developed in the state. HSDI would be based upon a

network of servers that would provide access to organized spatial data to the authorized departments.

- **Watershed Evaluation in Different Parts of Haryana:** The project is sponsored by Department of Agriculture, Govt. of Haryana for 43 micro-watersheds in Panchkula, Ambala, Bhiwani and Mahendergarh districts. Landuse/land cover maps along with soil and water conservation structures for the year 2007-08 and 2012-13 of all the micro-watersheds have been done and overlaid on the cadastral maps to evaluate the changes occurring in each parcel of land of the watershed.
- **M.Tech. Course in Geo-informatics:** HARSAC has also started a two year M.Tech. (Geo-informatics) course in collaboration with GJU S&T, Hisar from 2009-10 academic session on self financing basis. Under the bilateral arrangement 30 students are being admitted to the course.

## **HEALTH**

**8.55** Government of Haryana is committed to provide quality health care to all its citizens. Haryana Health Department is responding to the health needs of all categories of its populace including infants, children, adolescents, mothers, eligible couples, the elderly in addition to the sick and trauma victims.

### **Health Infrastructure**

**8.56** Health Services are being provided through a network of 56 Hospitals, 109 Community Health Centers, 467 Primary Health Centers, 2630 Sub-Centers, 7 Trauma Centers, 15 District T.B. Centers/clinics, 90 Urban RCH Centers and 473 Delivery huts. In addition, 11 polyclinics, 4 dispensaries and 11 urban health centers have been operationalised in 2013-14.

### **Free Drugs**

**8.57** Free drug purchase policy was launched w.e.f 1.1.2009 with an intention to provide free and uninterrupted supply of good quality medicine to all OPD patients/causality cases and delivery cases in all the Govt. Health facilities in the State.

### **Drug Warehouses**

**8.58** Seven Warehouses were identified in the State at district Ambala, Karnal, Kaithal, Gurgaon, Bhiwani, Rohtak & Hisar. Out of these seven drug warehouses five are in Government Building at Kaithal, Gurgaon, Bhiwani, Rohtak & Hisar. Remaining two have been hired at Ambala & Karnal for which tenders have been already finalized and rent deed has been signed. Besides, this there is a proposal to create two new drug warehouses at Sonipat & Faridabad.

### **Drug Procurement for Medical Colleges**

**8.59** The Govt. of Haryana has approved the proposal of Haryana Medical Services Corporation like TNMSC. It is presumed that as and when the HMSC will start the procurement of medicines will be done by HMSC including drug procurement for medical colleges. Till then the medicines can be purchased through Mission Director Haryana for the



various health facilities as well as medical colleges. There is a proposal to procure medicines for all the Medical Colleges of Haryana State w.e.f. 1<sup>st</sup> November, 2013 as per the Haryana Essential Medicines List.

### **Online Drug procurement System**

**8.60** The Haryana state has implemented online web enabled drug software system for the procurement and drug demand generation system.

### **Surgery Package Programme**

**8.61** Health department Haryana started Surgery Package Programme from 1<sup>st</sup> of July 2009. Under this programme fixed cost, affordable and hassle free quality surgeries are being conducted at district level govt. hospitals in Haryana.

### **Mukhyamantri Muft Ilaaj Yojana**

**8.62** This yojana was launched on 1.1.2014. Under this program the free services include surgeries, (around 215 surgical procedures). All Basic Laboratory Investigations (around 30 types of Lab tests) along with Free Xray, ECG and USG in district hospitals and 80 type of Laboratory tests in medical colleges, All Indoor Services, Drug supply, Referral Transport, Free Dental treatment and implants for certain marginalised categories. MMIY has a total financial liability of around ₹ 261 crore. The Govt. of Haryana will be providing with the budget for the hassle free successful implementation of the program.

### **National Rural Health Mission (NRHM)**

**Table 8.1 -Present Status and Targets for 12<sup>th</sup> Five Year Plan**

Indicator	India	Haryana	
		Current Status	Target 2017
Maternal Mortality Ratio (MMR)	212 (SRS 07-09)	153 (SRS 07-09)	80
Infant Mortality Rate (IMR)	44 (SRS 2010)	42 (SRS 2011)	28
Neonatal Mortality Rate (NMR)	33 (SRS 2010)	33 (SRS2010)	23
Early NMR	25 (SRS 2010)	25 (SRS 2010)	15
Under 5 Mortality	55 (SRS 2010)	55 (SRS 2010)	32
Total Fertility Rate (TFR)	2.3 (SRS 2010)	2.3 (SRS 2010)	2.0
Sex Ratio	940 (2011Census)	879 (2011 Census)	950
Contraceptive Prevalence Rate		63% (NFHS3 2007)	75%
Institutional Delivery		83%	100%
Complete Immunisation		71.1% (CES 2009)	100%
ANC Coverage		84%	100%
Percentage increase in number of beds per lakh population in hospitals		10048	25% (12500)
Percentage of pregnant woman who consumed at least 100 IFA tablets		71%	90%

**8.63** This programme was launched in 2005, the first phase of NRHM (2005-12) ended on 31<sup>st</sup> March, 2012. The second phase of NRHM (2012-17) started from 1<sup>st</sup> April, 2012.

### **Maternal Health**

**8.64** In the State the institutional deliveries have increased from 43.3 percent in 2005 to 84.2 percent in 2013 as per CRS. Deliveries in the Government institutions have increased remarkably from 16.30 percent in 2006 to 47 percent in 2013 as per CRS. Under Janani Suraksha Yojna (State Plan) an assistance of ₹ 1,500 is given to each pregnant woman belonging to SC/ST family for delivery in the health institution, be it in Govt. or Private sector, provided she is above 19 years of age. Under Janani Suraksha Yojna (G.O.I Scheme) cash incentive of ₹ 600 in urban areas & ₹ 700 in rural area is given to the mother during her post-partum period in order to ensure her a good diet and care. The scheme is applicable only for BPL and SC/ST families up to 2 living children and beneficiaries should be of 19 years or above. Total no. of beneficiaries during 2013-14 upto Oct., 2013 are 17106. JSSK (Janani Shishu Suraksha Karyakaram) scheme was launched on 01.06.2011. Under this scheme there is provision of free diet to all pregnant women delivering in Govt. Institutions for 3 days in case of normal delivery and for 7 days in case of caesarian, provision of free blood transfusion, free diagnostic services, zero expenditure treatment of mothers in public health institutions till 30 days and one year for sick newborns.

### **Child Health**

**8.65** As per CES 2009, evaluated coverage of fully immunized children has increased to 71.7 percent from 59.6 as per DLHS (2007-08). Pentavalent vaccination has been started in the state in RI w.e.f. 21.12.2012. Necessary guidelines have been already been issued and training of Health workers have been done to ensure administration of three doses of Pentavalent vaccine to all newborns as per schedule. 19 SNCUs (Sick Newborn Care Units) have been established in district. 3 SNCUs are under process of establishment in SDH Bahadurgarh, Jhajjar & GH Jind. 58 Newborn Stabilizing Units are established in all districts. NBCC have been established in 192 delivery points on the basis of their no. of deliveries. Training of HBPNK for ASHAs for five days at block level has been completed in almost all the districts in which 11,432 ASHAs have been trained. Yashodha scheme has been started in all the districts in the year 2011. A Child Health Screening and Early Intervention Services Programme to provide comprehensive care to all the children (from birth to 18 years of age) in the community was launched in February 2013 from Maharashtra. Haryana becomes the second State after Maharashtra to roll out this program in India.

## **Accredited Social Health Activist**

**8.66** Accredited Social Health Activist (ASHAs) is a link between the community and health system. Till date 16,815 ASHAs have been engaged under NRHM. They are being paid honorarium based on their performance.

## **PNDT/Sex Ratio**

**8.67** To address the issue of female feticide and the adverse sex ratio of the State the PC & PNDT act was implemented in Feb.,1996. Haryana Govt. is committed to women empowerment and has made many gender sensitive policies. An outcome of these efforts is that sex ratio in the age group 0-6 years has increased to 853 females/1000 males in the year 2012. Also there has been a marginal improvement in the overall sex ratio and as per 2011 census report, it is 877 which was the best in last 100 years. Sex ratio at birth is 867 females/1000 males in the month of June, 2013. The Govt. of Haryana is committed to safe guard the interest of the female child and has taken many steps to arrest this trend.

## **Nehru Drishti Yojna**

**8.68** 20 Eye Donation Centers were opened in year 2009-10 under Nehru Drishti Yojna (1 in each district except Rohtak). 245 corneas have been available for Keratoplasty. All Corneal blind patients are operated at PGIMS, Rohtak by team of eye specialists free of cost. This surgery helps the patients to regain their lost vision. There are 10 Eye Banks, 3 Eye Donation Centres and 8 Corneas Transplant Centres functioning in private sector run by NGOs in the State.

## **AYUSH**

**8.69** Ayurveda, Yoga and Naturopathy, Unani, Siddha and Homeopathy (AYUSH) Systems of Medicine have age old acceptance among various communities in India. AYUSH System of Medicine have important role in the prevention and mitigation of many life style related chronic ailments where modern medicines are not so successful.

**8.70** AYUSH Department Haryana is providing Medical Relief, Medical Education and Health Awareness through AYUSH to the masses particularly in the rural areas of Haryana State through 3 Ayurvedic Hospital, 1 Unani Hospital, 6 Ayurvedic Prathmic Swasthya Kendras, 458 Ayurvedic Dispensaries, 18 Unani Dispensaries, 20 Homoeopathic Dispensaries and 1 Institute of Indian Systems of Medicine and Research (IISM&R), Panchkula. Besides this, 33 AYUSH Dispensaries (29 Ayurvedic, 2 Unani & 2 Homeopathic) including 3 Specialty Clinics of AYUSH (Gurgaon, Hisar, Ambala) & 1 Specialized Therapy Centre (Jind) have been relocated and upgraded as AYUSH Wing in 2009-10.

**8.71** Under NRHM 21 AYUSH Wings at District Hospitals & 92 AYUSH IPD (Polyclinic) at CHCs, 100 AYUSH OPD at PHCs, are providing medical relief to the masses and also participate in National Health Programmes in the Haryana State.

**8.72** Six Panchkarma Centers, 1 each at Panchkula, Ambala, Gurgaon, Rohtak, Hissar and Jind are functioning fully and establishment of remaining 15 Panchkarma Centers is under progress.

**8.73** The Department is providing Medical Education in Haryana through Shri Krishna Government Ayurvedic College, Kurukshetra. 6 Ayurvedic and 1 Homoeopathic college are also running by private managements in private sector.

**8.74** A new Govt. Ayurvedic College & Hospital in the name of Late Sh. Baba Kheta Nath at village Pattikara (Narnaul) has been sanctioned and construction work of Hospital is in progress.

**8.75** An expenditure of ₹ 7.82 crore under plan schemes and ₹ 75.56 crore under non-plan schemes for AYUSH Department has been incurred during the year 2012-13. During 2013-14, ₹ 25.00 crore under plan schemes and ₹ 84.41 crore under non-plan schemes have been approved for AYUSH Department.

#### **ESI**

**8.76** ESI Health Care, Haryana is providing comprehensive medical services and facilities under Employees State Insurance Act, 1948 to 13.68 lakh insured persons and their family members through 7 ESI Hospitals (4 State ESI Hospitals + 3 ESIC Hospitals) and 62 ESI Dispensaries (one Mobile Dispensary, two Ayurvedic Units) located in all districts of the State. State Govt. provides only Primary and Secondary Care and Tertiary Care is being provided by ESI Corporation itself through private empanelled Hospitals. This year till date medical facility has been provided to 23.78 lakh as outdoor and 17,903 as indoor insured persons and their family members.

**8.77** Five new ESI Dispensaries one at Narnaul (2 Doctors) district Mahendragarh, one at Kherkidaula (5 Doctors) and one at Islampur (5 Doctors) in district Gurgaon, one at Sector-22 (ESI Disp-55) Faridabad, one at Ballabgarh, Faridabad has been made functional. ESI Hospital NH3 Faridabad is handed over to ESIC Medical College, Faridabad on dated 29.9.2013 and Medical College, ESIC Hospital, Faridabad has become functional. New Ayurvedic Wing at ESI Dispensary No.1, Gurgaon has become functional. Two new buildings one at Murthal and other at Karnal have been taken over by ESI Health Care Haryana and have been made operational. Govt. has accorded approval to upgrade ESI Dispensary Rohtak into Model Dispensary-cum-Diagnostic Centre. ESI Dispensary, Rohtak has been upgraded into 5 Doctors Dispensary. New areas (Narangabad, Bopara, Kaluwas, Devsar) were covered under ESI Scheme in district Bhiwani w.e.f 1.11.2013. Medical facility is being provided by existing ESI Dispensary, Bhiwani.

**8.78** Rashtriya Swasthya Bima Yojana is a cashless scheme for providing health insurance to BPL families in all the districts of Haryana. The beneficiaries are eligible for

In-patient Health Care in both Public and Private empanelled hospitals to the extent of upto ₹ 30,000 per BPL family per year on a floater basis. Haryana is the leading State in implementing Rashtriya Swasthya Bima Yojana and was awarded “Commendation Certificates” by Govt. of India for outstanding performance for four successive years. All 21 District of Haryana are covered under RSBY. In Haryana, RSBY also covers BoCW, Aganwari Workers, Street Vendors. The extension of RSBY to MGNREGA Workers, Domestic Workers, Rag Pickers, Auto Rickshaw Pullers, Taxi Drivers, Sanitation Workers and Mine Workers is under process.

### **Food and Drugs Administration**

**8.79** The Department of Food and Drugs Administration, Haryana eradicated the menace of Hookah Bars serving tobacco molasses containing “Nicotine” to the youth in different parts of state and making it “Hookah Bar Free State” in the country.

**8.80** Frequent numerous joint raids were conducted on various outlets indulged in illegal sale of Schedule-H drugs containing Narcotics and Psychotropic Substances and are generally misused by the drug addicts and youth for the purpose of Medical Intoxication in the State. Approximately 300 joint raids were conducted, Drug Licenses of 100 chemist shops were cancelled/suspended and more than 50 prosecutions were launched. In More than 50 cases under Narcotics Drugs & Psychotropic Substances, FIRs have been launched. This was done to make Haryana as “Medical Intoxicant Free State”.

**8.81** Under Food and Safety Standards Act (FSS Act), 2006 various statutory authorities were got notified for its enforcement in the State. Process of online Registration/Licensing of Food Business Operators (FBOs) under the FSS Act, 2006 started. The Department of Food and Drugs Administration established “Food Safety Appellate Tribunal” in the State under FSS Act, 2006 by notifying District Session Courts at Ambala and Gurgaon.

**8.82** The State Government imposed Prohibition on Gutkha & Panmasala Containing Tobacco/Nicotine as Ingredients w.e.f. 15.8.2013 which is being enforced effectively. More than 50 samples of such products were seized under the FSS Act, 2006 after imposing the ban in the State.

**8.83** Haryana became first State in the North India to start online sale licenses. Regular surveillance, sampling and inspection of sale and manufacturing units (total 6106 inspections of sale units, 244 of mfg. units and 2203 drug samples taken) helped in reducing incidents of substandard/spurious drugs as negligible. 98 prosecutions under the Drugs and Cosmetics Act launched against the offenders in this calendar year. Conviction achieved in 27 cases out of 44. Conviction rate is more than 62 percent which is highest in the country.

## MEDICAL EDUCATION & RESEARCH

**8.84** The State Government created a separate Directorate of Medical Education & Research in 2009 to increase focus on expansion and improvement of Medical Education in the State.

**8.85** There are 3 new Govt. Medical Colleges in the State i.e. BPS Medical College for Women, Khanpur Kalan, Sonapat, Govt. Medical College and Hospital, Nalhar Mewat and Kalpana Chawla Medical College, Karnal. The Govt. has granted NOC/Essentiality Certificate for establishing 4 Medical Colleges in the State out of which 3 are in the Private Sector in Israna (Panipat), Kaithal and Kandela (Jind) and one is ESIC at Faridabad. The detail of Medical Institutes in the State is as under:-

Institution	Govt.	Private	Total	Total Seats
Medical Colleges	3	4 (1 Govt. Aided)	7	MBBS 850 Post Graduate 221
Dental Colleges	1	10	11	BDS 1010 MDS 104
Ayurveda Colleges	1	6	7	BAMS 380
Homeopathic College	-	1	1	50
Physiotherapy Colleges	1	10	11	BPT 650 MPT 100
Nursing Colleges:-				
ANM	8	77	85	4293
GNM	3	76	79	4220
B.Sc	1	30	31	2940
M.Sc	-	2	2	70
MPHW (M)	2	16	18	1080

### BPS Medical College for Women Khanpur Kalan, Sonapat

**8.86** The total estimated cost of the Medical College and the Nursing College is approximately ₹ 584 crore. In the first phase, the Medical College for Women with 100 seats and attached 500 bedded hospital has been established at village Khanpur Kalan (Sonipat) in the BPS Mahila University Complex at Khanpur Kalan, at an estimated cost of ₹ 374 crore. The Hospital is fully operational with 350 bed capacity alongwith 5 Modular Operation Theatre, 20 bedded ICU, 10 bedded MICU, 10 bedded NICU and about 1,200-1,500 OPD patients per day. The Medical Council of India (MCI) gave permission to admit 100 students for the academic session 2012-13 and first batch of 100 MBBS students was admitted in August, 2012. The second batch was admitted during academic year 2013-14 after the receipt of MCI permission. A Nursing College alongwith other buildings like Residences, Portion of the Hospital, Hostel etc. will be constructed in the 2<sup>nd</sup> phase. The construction of the 2<sup>nd</sup> phase of this project is likely to be started soon.

### Shaheed Hasan Khan Mewati Govt. Medical College, Nalhar Mewat

**8.87** The total estimated cost of Medical College and Hospital, Dental College and Nursing College at village Nalhar in district Mewat is ₹ 507 crore. In the first phase, the State

Govt. has established 100 seats Medical College and a 500 bedded Hospital at an estimated cost of ₹ 389 crore. The construction work of this project was started in July, 2009 and ₹ 283.08 crore has been spent on it so far. About 90 percent construction work of the Hospital building has been completed and the OPD/IPD services are being provided in the institute. The Medical Council of India granted permission for admission of 100 students from the academic session 2013-14 and first batch of MBBS has started.

#### **Kalpna Chawala Medical College at Karnal**

**8.88** The State Govt. is establishing 100 seats Medical College in Karnal in memory of the famous astronaut, Kalpana Chawla. The existing District Hospital at Karnal of 200 beds is being upgraded to 300 beds and will be attached to the proposed Medical College. The construction work has started on turnkey basis by a Govt. of India undertaking agency.

#### **Pt. B.D. Sharma University of Health Sciences, Rohtak**

**8.89** The State Government has established Pt. B.D. Sharma, University of Health Sciences at Rohtak on 2<sup>nd</sup> June, 2008. The Post Graduate Institute of Medical Sciences is situated in the premises of University of Health Sciences, which is awarding degrees to 200 MBBS and 221 Post Graduate students every year. Dental College is also situated in the same premises with an intake capacity of 60 BDS and 9 MDS students every year. Various other courses run by University of Health Sciences, are Diploma in Radiography & Radiotherapy Technology, Para Medical, Ophthalmic Assistant course, Dental Mechanic and Dental Hygienist Course.

#### **Maharaja Agarsen Medical College, Agroha (Hisar)**

**8.90** The State Government provides aid to the extent of 99 percent for recurring expenditure and 50 percent non recurring expenditure for the 50 seats Maharaja Agarsen Medical College, Agroha (Hisar).

#### **Extension of All India Institute of Medical Sciences (AIIMS) New Delhi, (Phase II) at village Badhsa District Jhajjar**

**8.91** The State Government has allotted 300 acre of land for extension of AIIMS, New Delhi. This land is worth ₹ 48 crore which is being paid by the State Government in 5 equal installments to the village Panchayat. Three installments @ ₹ 9.60 crore per installment have since been paid to the Panchayat. The Outreach Outdoor Patient Department (OOPD) at the AIIMS-II became functional from 24.11.2012 with an estimated cost of ₹ 20 crore. It is proposed to establish a National Cancer Institute with 600 beds at a cost of ₹ 1,800 crore.

### **Establishment of Medical College at Village Majra Sheoraj District Rewari**

**8.92** The State Govt. is proposing to establish a Medical College at village Majra Sheoraj in district Rewari in the Public Private Partnership Mode. The Gram Panchayat has provided 27 acre of land on 99 year lease to the State Govt. A Transactional Advisor has been appointed by State Govt. to formulate the requisite terms and conditions for the tender for inviting Private Parties which is under process.

### **WOMEN AND CHILD DEVELOPMENT**

**8.93** The Women and Child Development Department, Haryana is implementing various schemes for the overall development and empowerment of children and women directly under Central sector, State sector and through Voluntary Organizations. A sum of ₹ 89,199.17 lakh is provided in the budget for the year 2013-14 and ₹ 36,176.33 lakh has been spent upto December, 2013.

### **Integrated Child Development Services (ICDS)**

**8.94** Integrated Child Development Services Scheme is a Flagship Scheme of Govt. of India to improve the health, nutritional, psychological and social developmental status of Children of 0- 6 years and to reduce mortality, malnutrition and school dropouts. Under this scheme, six services namely; i) Supplementary Nutrition ii) Immunization iii) Health Check Up iv) Referral Services v) Non-formal Pre-School Education and vi) Health and Nutrition Education are provided to children below six years of age and pregnant and nursing mothers and other women in the age group of 15-45 years in an integrated manner. This Scheme is being implemented in 148 ICDS projects including 21 urban projects with the network of 25,962 Anganwadi Centers including 512 Mini Anganwadi Centers. At present there are 25,838 (99.52 percent) AWCs are operational.

### **Strengthening and Restructuring of ICDS Scheme**

**8.95** Government of India has strengthened and restructured the ICDS Scheme in a phased manner through a series of programmatic management and institutional reforms, changes in norms, including putting ICDS in a Mission Mode for implementation in the 12th Five Year Plan. Five districts namely Faridabad, Kaithal, Gurgaon, Panipat, Yamunanagar are selected in the first phase and in the second phase the districts selected are Narnaul, Bhiwani, Rewari & Rohtak in which the new component will be added in ICDS Scheme including revision of norms of Supplementary Nutrition for pregnant and nursing mothers, children and adolescent girls. In these districts the supplementary nutrition will be given at the rate of ₹ 6 per child per day, at the rate of ₹ 7 per day per pregnant and nursing mother/adolescent girls and at the rate of ₹ 9 per child per day for severely malnourished. The revision of cost norms of Supplementary Nutrition in 9 districts has been approved by Finance Department.



## **Supplementary Nutrition Programme**

**8.96** The priority of the State Government is to improve the nutritional status among children by providing quality supplementary nutrition to the ICDS beneficiaries. Supplementary nutrition is being provided to 10.99 lakh children between 6 months to 6 years of age and 3.28 lakh pregnant and nursing mothers along with other services. Procurement of foodgrains under Supplementary Nutrition Programme has been made by Govt. of India under Wheat Based Nutrition Programmes (WBNP) at subsidized rates. These foodgrains are being supplied to the Anganwadi Centres through CONFED and HAFED. Attractive recipes like Alloo-Puri, Stuffed Parantha, Meethe Chawal, Dalia, Panjiri and Gulgule are being given to the beneficiaries. Two meals are being provided to the children in the age group of 3 to 6 years in the form of Morning Snack and Regular Hot Cooked Meal. Take Home Ration (THR) is being provided to Children below 3 years, Pregnant Women and Nursing Mothers.

**8.97** Following Steps have been taken by the Department to ensure quality and quantity of Supplementary Nutrition Programme under Integrated Child Development Services Scheme:-

1. Inspections Committees of State Level Officers have also been constituted to check/monitor proper maintenance of food items and preparation of food in hygienic conditions at Anganwadi Centers. These committees keep on visiting the Anganwadi Centers in different districts in the State every month.
2. New Monitoring Format has been developed for effective supervision and monitoring of the Anganwadi Centers.
3. Under Supplementary Nutrition Programme, food items are being purchased by District Level Committee constituted under the chairmanship of Additional Deputy Commissioner.
4. Inspection Committee has also been constituted at District Level under Chairmanship of respective Additional Deputy Commissioner and District Food and Supply District Programme Officer/Women and Child Development Project Officer as member.
5. Village Level Committees have also been formed to monitor Supplementary Nutrition Programme at village level.
6. All the District Programme Officers have also been directed to get the lab tests of food items done periodically after taking random samples which have shelf life of more than 15 days.

**8.98** Keeping in view the Provisions of Food Security Ordinance, 2013, instructions has also been issued to take adequate precautions and ensure that:-

- a) Food supplied/provided through the Integrated Child Development Services Scheme is safe and nutritious.
- b) To remain vigilant and anyone violating food safety standards is booked and taken to task immediately.
- c) Ensure that there is “zero infection” in food.

**8.99** The State Government has provided cooking as well as serving utensils in all Anganwadis. Gas connections have been provided for 12,722 Anganwadis at the cost of ₹ 4.32 crore.

#### **Construction of Anganwadi Centres**

**8.100** The scheme of construction of Anganwadi Center buildings was started during the year 2002-03 with an objective to provide clean and peace full environment to the children and Women beneficiaries of ICDS and other related schemes at village level and to create assets for them. At present the cost of construction is ₹ 9.95 lakh per AWC. It was realized that the Anganwadi centre running from its own building will facilitate better implementation of various schemes of women, children and adolescent girls. To achieve the purpose, State Govt. has spent total ₹ 197 crore for the construction of 3,915 AWCs upto the year 2012-13. To increase the resources for construction of AWCs, State Govt. has taken the assistance of NABARD funded Projects, RIDF-XVI & RIDF-XVII worth ₹ 164 crore for the construction of 1,930 AWCs. These projects are to be completed in the period of 3 years. Out of total expenditure of ₹ 197 crore a sum of ₹ 65.28 crore were received as assistance from NABARD loan for the construction of 768 AWCs.

#### **Honorarium to Anganwadi Workers and Helpers**

**8.101** The State Government is providing honorarium at the rate of ₹ 7,500 per month to Anganwari workers (₹ 2,700 Centre share and ₹ 300 State share in 90:10 ratio with additional ₹ 4,500 per month by the State Govt.), ₹ 4,000 per month to Mini Anganwadi Worker (₹ 2,025 Centre share and ₹ 225 State share in 90:10 ratio with additional ₹ 1,750 per month by the State Govt.) and ₹ 3,500 per month to Anganwadi Helpers (₹ 1,350 Centre share and 150 State share in the ratio 90:10 with ₹ 2,000 additional by State Govt.) The retirement age of Anganwadi Workers and Helpers has been increased from 60 years to 65 years. Government of India has also made provision of uniform for AWWs and AWHs (2 Dress at the rate of ₹ 300 per year) along with name tag at the rate of ₹ 25 per annum.

#### **Integrated Child Protection Scheme (ICPS)**

**8.102** Integrated Child Protection Scheme (ICPS) is an umbrella scheme under which various schemes for children in need of care and protection, and children in conflict with law are covered. The programme is being implementing through Haryana State Child Protection Society (HSCPS). There are also State Project Support Unit (SPSU) and State Adoption Resource Agency (SARA) at State level. At the district level the District Child Protection Society (DCPS) and District Child Protection Committee (DCPC) under the Chairmanship of Deputy Commissioner has been constituted. The children in need of care and protection are being provided institutional as well as non institutional care under the scheme.

**8.103** For care, protection, treatment, development and rehabilitation of the children in need of care and protection, there are 101 Child Care institutions in Haryana State run by Govt., Semi Govt. and private organizations. Haryana State is the first State in the country to launch a massive public awareness campaign for Protection of Children from Sexual Offences Act (POCSO), 2012 at all levels.

**8.104** The State Government has also constructed a new building for the State After Care Home at Sonapat at the cost of ₹ 2.23 crore and buildings of Observation Homes, Ambala and Hissar at a cost of ₹ 5.68 crore. There is a proposal of constructing a new Observation Home in Karnal with a capacity of 50 children with expenditure of ₹ 3 crore and a Special Home, Madhuban (Karnal) capacity of 25 children with an expenditure of ₹ 2 crore. A new Children's Home at Rohtak, Faridabad & one in Gurgaon with capacity of 50 children each is also proposed to be constructed. 28 proposals for setting up of Open Shelter Homes at various districts have been sent to Govt. of India for sanction and release of grant. A sum of ₹ 1,375 lakh is provided in the budget for the year 2013-14 out of which ₹ 365.15 lakh has been spent upto December, 2013.

#### **Haryana State Commission for Protection of Child Rights**

**8.105** State of Haryana has constituted the Haryana State Commission for Protection of Child Rights for Protection of Child Rights Act, 2005. A sum of ₹ 50 lakh is provided in the budget for 2013-14 out of which ₹ 40 lakh has been spent upto December, 2013. Haryana State Commission for Protection of Child Rights has organized an open court in collaboration with NCPCR for the disposal pending cases in 6 districts namely Rewari, Narnaul, Gurgaon, Faridabad, Mewat and Palwal at Faridabad.

#### **Ladli**

**8.106** In order to combat the problem of female foeticide and arrest the declining sex ratio in the State, an incentive based Scheme "Ladli" is being implemented by State Govt. Under this scheme, ₹ 5,000 per year per family is given on the birth of second daughter for five years. Under this scheme, 2,07,606 beneficiaries have been covered since the inception of the scheme and a total sum of ₹ 32,683.51 lakh has been spent. A sum of ₹ 6,000 lakh is provided in the budget for the year 2013-14 out of which ₹ 3,645.25 lakh has been spent up to December, 2013.

#### **Rajiv Gandhi Scheme for Empowerment of Adolescent Girls (SABLA)**

**8.107** The state is implementing Rajiv Gandhi Scheme for Empowerment of Adolescent Girls (SABLA) in six districts i.e Ambala, Hisar, Rewari, Rohtak, Yamunanagar and Kaithal. The objective of the scheme is to enable the adolescent girls for self development and empowerment, upgrading their life skills and vocational skills, awareness generation

regarding health, hygiene, nutrition, reproduction health and child care and mainstreaming out of school Adolescent Girls in to formal/non-formal education. 3,04,619 adolescent girls have been targeted under the scheme.

#### **Nutrition and Non-Nutrition Component**

**8.108** 1,38,266 adolescent girls have been provided supplementary nutrition at the rate of ₹ 5 per beneficiary per day for 300 days in a year upto 3<sup>rd</sup> quarter against the target of 1,72,811 adolescent girls of 11-14 years (out of school) and 14-18 years (school going and out of school) during the year 2013-14. 290 girls have been provided vocational training the target of 1000 during the year 2013-14.

**8.109** A sum of ₹ 2,170 lakh has been provided in the budget for the year 2013-14, out of which ₹ 570.04 lakh has been spent upto December, 2013.

#### **Kishori Shakti Yojna (Balika Mandal)**

**8.110** Kishori Shakti Yojna is being implemented in 87 ICDS projects for improving the health and nutritional status of adolescent girls in the age group of 11-18 years and to train and equip them to improve home based and vocational skills and to promote awareness of health, hygiene, nutrition, home management, child care etc. Services under the scheme are provided through formation of Balika Mandals for six months in 10 percent of the Anganwadi Centers. At present 1,562 Balika Mandals have been formed. The girls are also provided supplementary nutrition at the rate of ₹ 5 per girl per day. Under this scheme about 60,300 girls have been provided supplementary nutrition and training per year. A sum of ₹ 475 lakh has been provided in the budget for the year 2013-14 out of which ₹ 234.11 lakh has been spent upto December, 2013.

#### **Indira Gandhi Matritva Sehyog Yojana (IGMSY)**

**8.111** Indira Gandhi Matritva Sehyog Yojana (IGMSY)-Conditional Maternity Benefit (CMB) which is a Centrally Sponsored Scheme with 100 percent funding from Govt. of India for pregnant and lactating women is being implemented initially on pilot basis in Panchkula district. Govt. of India has revised the scheme in accordance with National Food Security Act, 2013. As per revised scheme the beneficiaries will be paid ₹ 6,000 in two installment per pregnant & lactating women. First installment (in third trimesters) and Second Installment (6 months after delivery) will be given on fulfilling specific conditions related to maternal and child health to partly compensate for wage loss to mothers/women during pregnancy and period of lactation. During the year 2013-14, a sum of ₹ 200 lakh is provided in the budget and ₹ 63.81 lakh has been received by the Govt. of India out of which ₹ 45.30 lakh has been spent upto December, 2013.

## **State Mission for Empowerment of Women**

**8.112** The State Government has constituted a State Mission Authority (SMA) under the chairmanship of the Chief Minister, Haryana with the objective of empowering the women socially, economically and educationally. The Mission shall monitor and review gender budgeting by Ministries/Departments as well as effective implementation of various social laws concerning women. State Resource Centre for Women (SRCW) has been set up at State Headquarter for implementation of the women scheme/programmes in a mission mode. A sum of ₹ 20 lakh provided in the budget for the year 2013-14. The SRCW is presently working upon the below said proposals.

### **Poorna Shakti Kendra (PSK)**

**8.113** Government of India has approved Poorna Shakti Kendra (PSK) for Mewat District under which rural women will be facilitated. Poorna Shakti Kendra (PSK) will be implemented through an NGO (SMART). The GOI has approved the proposal for setting up of District Convergence cum Facilitation Centre (DCFC), Block Convergence cum facilitation Centre (BCFC) & Village Convergence cum Facilitation Centre (VCFC) at District Mewat and 10 Panchayats of this District would be covered in the first phase.

### **One Stop Crisis Centre (OSCC)**

**8.114** One Stop Crisis Centre (OSCC) is a comprehensive scheme of Government of India that will provide medical facilities with support services such as legal aid, police services, counseling to the victims of Domestic Violence and Sexual Assault etc. This scheme will be implemented in Faridabad and Gurgaon Districts of Haryana State. A sum of ₹ 35 lakh will be provided by Government of India to set up the OSCC in the Govt. Hospitals of Gurgaon and Faridabad.

### **Training Programme for Anganwadi Workers.**

**8.115** The SRCW supported Breakthrough for conducting Training Programme for Anganwadi Workers (AWWs) on Gender Based Sex Selective Elimination. So far, 84 Training Programmes have been conducted in districts Rohtak, Jhajjar, Panipat and Sonapat under this training programme.

### **Legal Awareness and Gender Sensitization Programme**

**8.116** With the objective to improve the status of girls in society and for protecting their human rights, the HSRCW Society organized Legal Awareness cum Gender Sensitization Training Programme in the blocks of Yamunanagar, Ambala & Kaithal from June-August 2013. A total of 18 batches were conducted.

### **Protection of Women from Domestic Violence**

**8.117** The State Govt. has taken a unique initiative by appointing 21 Protection-cum-Child Marriage Prohibition Officers (PPOs) at district level to implement the Protection of

Women from Domestic Violence Act, 2005 and Prohibition of Child Marriage Act-2006. Twenty four service providers like Haryana State Social Welfare Board, District Red Cross Societies, District Child Welfare Councils, have been selected for providing necessary assistance to the aggrieved persons in the State. All Govt. Hospitals, PHCs and CHCs have been notified as medical facility and three Shelter Homes have also been notified for providing shelters to the needy women under this Act. During the year 2013-14, 1897 Complaints of Domestic Violence resolved mutually and 78 Complaints of Child Marriage prevented through counseling, 67 prevented through Injunction order and 23 Complaints referred to Police Station for necessary action. A sum of ₹ 150 lakh have been provided in the budget for the year 2013-14 out of which ₹ 61.12 lakh has been spent upto December, 2013.

### **Adoption of Zero Tolerance Policy & Steps to Curb Eve Teasing/ Sexual Harassment**

**8.118** All the Deputy Commissioners, Superintendents of Police, DGP & all Divisional Commissioners of Haryana are requested to adopt Zero Tolerance Policy in the cases of crime against women and girls. The Department of Women and Child Development has issued necessary instructions to all the concerned departments like Police, Transport, Public Relation and Education to curb eve-teasing for ensuring the safety of women at public places like market, bus-stands, railway stations, cinema theaters, public vehicles and places of worship etc.

### **Scheme for Relief and Rehabilitation of Women Acid Victims**

**8.119** Haryana Government is implementing a scheme for Relief and Rehabilitation of Women Acid Victims under which the assistance is provided to the victims of acid attack, who are residents of Haryana and have become victims of acid attack in Haryana. Under this scheme, compensation of ₹ 3 lakh will be given to acid attack victim involving defacement, loss of limb or part of body and for plastic surgery and ₹ 50,000 in normal acid attack cases. On the death of the victim a lump sum of ₹ 5 lakh will be given to the legal heir of women acid victims. 100 percent medical reimbursement of all treatment including plastic surgery if any, is allowed to the victim of acid attack from all/any of the hospitals approved by the Govt. of Haryana. A sum of ₹ 25 lakh is provided in the Budget for the year 2013-14 out of which ₹ 20.50 lakh has been released.

### **Statutory Status to Haryana State Commission for Women**

**8.120** Haryana State Commission for women has been strengthened by giving it statutory status by passing of the Haryana State Women Commission Bill 2012. Now, the Haryana State Commission for Women Act- 2012 is in operation and have the powers of Civil Court to investigate/examine all matters relating to women and for summoning and enforcing

the attendance of any person, requiring the discovery and production of any document, requisitioning any public record from any public office.

### **Education Loan Scheme for Girls/Women**

**8.121** To promote and encourage higher education among girls/ women, the State Govt. has started the scheme of Education Loan to girls/ women w.e.f. 1.4.2007 through Haryana Women Development Corporation under which interest subsidy of 5 percent per annum is provided to girls to pursue higher education at Graduate/Post Graduate/Doctorate/Post Doctoral level in the country and abroad. Under this scheme, different banks have sanctioned 430 cases of loan and subsidy of ₹ 105.60 lakh has been released to different banks upto December, 2013.

### **Adolescent Girls Award Scheme**

**8.122** In order to encourage rural girls for pursuing higher education, the scheme of Awards to Rural Adolescent Girls has been started. Now, the existing scheme has been modified as Adolescent Girls Awards Scheme, Haryana under which, 3 girls passed their Senior Secondary Examination and Matriculation Examination conducted by Haryana State Education Board from schools in rural areas from each block are given awards of ₹ 3,000, ₹ 2,500 and ₹ 2,000 and ₹ 2,000, ₹ 1,500 and ₹ 1,000 respectively for obtaining 1st, 2<sup>nd</sup> and 3<sup>rd</sup> positions.

### **PUBLIC HEALTH**

**8.123** All the villages in the State were provided with at least one safe source of drinking water by 31<sup>st</sup> March, 1992. Thereafter, the focus has been given to augment the drinking water supply infrastructure in the habitations. The status of drinking water in habitations is presently adjudged in terms of population coverage. During the current financial year, 861 identified habitations are proposed to be augmented with drinking water facilities.

**8.124** Under Indira Gandhi Drinking Water scheme a concession of 50 percent has been extended to the Scheduled Caste households regarding payment of monthly water tariff. Further, to encourage private water connections to general category households, connection fee of ₹ 500 in the rural areas has been waived off upto 31.3.2015. Uptill 31.3.2013, private water connections had been given to 10.05 lakh Scheduled Caste households in the rural and urban areas. During 2013-14, there is a provision of ₹ 75 crore under this programme and remaining 0.31 lakh Scheduled Caste households are expected to be covered by 31.3.2014. This programme has been rechristened and become a part of the larger definition covered under the special component Sub Plan.

**8.125** During the year 2013-14, a sum of ₹ 668.90 crore has been provided under the State Plan for rural/urban areas excluding 13<sup>th</sup> Finance Commission. Further, a sum of

₹ 319.47 crore has been sanctioned by Government of India under National Rural Drinking Water Programme and Desert Development Programme during 2013-14 including opening balance (₹ 77.66 crore). In addition to this, a sum of ₹ 53.39 crore has also been provided under National River Conservation Programme, as Central share.

**8.126** In order to accelerate the implementation of augmentation rural drinking water supply schemes, the State has been availing NABARD funding since 2000-2001 under various projects. At present, 44 schemes approved by NABARD under RIDF- XV, XVI, XVII, XVIII and XIX at a total cost of ₹ 359.02 crore are in progress. This includes major projects for improvement of water supply in 64 villages and 34 dhanies in district Mohindergarh at a cost of ₹ 127.04 crore, project for district Mohindergarh covering 54 villages at a cost of ₹ 93.10 crore and augmentation of drinking water supply scheme for 42 villages in district Rewari at cost of ₹ 100.47 crore. In addition, recently an another project costing ₹ 20.14 crore has also been got approved on 1.8.2013 from NABARD for augmentation of 14 drinking water supply schemes covering 21 villages of district Hisar. During 2013-14, an outlay of ₹ 105 crore has been earmarked for implementation of NABARD schemes.

**8.127** In order to provide safe and sustainable drinking water to the people of Mewat area, the Rajiv Gandhi Drinking Water Augmentation Project is being implemented at a cost of ₹ 300.49 crore. 245 villages under the Tubewell Segment and 258 villages under the Ranney Well Segment have been covered. At present, the work of improving the water supply facilities in 258 villages of the Ranney Well Segment from 55 to 70 litres per capita per day is in progress. A sum of ₹ 1 crore has been earmarked during the year 2013-14 for this purpose.

**8.128** All the 77 big towns under jurisdiction of Public Health Engineering Department have been provided piped water supply system. During the current financial year 2013-14, there is a provision of ₹ 70 crore under State Plan and ₹ 20 crore under Special Component Sub-Plan component for improving drinking water facilities in the urban areas of the State, besides extending water supply facilities in approved colonies.

**8.129** As regards the sewerage system, major parts of 66 towns of the State have been covered with sewerage facilities, whereas work of providing sewerage system is in progress in 11 towns. During the current financial year 2013-14, the outlay for extension of sewerage facilities is to the tune of ₹ 157 crore under State Plan and ₹ 8 crore under Special Component Sub Plan component. Against this provision, work is being executed in uncovered areas of various towns besides constructing Sewage Treatment Plants.

**8.130** NCR Planning Board is providing financial support in the past, for improving the existing water supply and sewerage infrastructures in the National Capital Region. During



the current financial year 2013-14, a sum of ₹ 29 crore has been earmarked for implementation of works under this programme.

**8.131** Work on Phase-II of Yamuna Action Plan, amounting to ₹ 62.50 crore has been executed during the period 2004 to 2010. Master Plan, Feasibility Studies Report (FSR) and Detailed Project Reports (DPRs) for augmentation of sewerage including Sewage Treatment Plants (STPs) in towns, namely Yamuna Nagar, Jagadhri, Karnal, Panipat, Sonapat, Faridabad and Gurgaon for population upto year 2040, have been got prepared through consultants and submitted to National River Conservation Directorate, Ministry of Environment and Forests, New Delhi for approval and financing under Yamuna Action Plan Phase-III. Out of these, 8 projects, two projects for augmentation/improvement of sewerage facilities and construction of sewerage treatment plants for Sonipat and Panipat town have been approved at a cost of ₹ 88.36 crore & ₹ 129.50 crore respectively under National River Conservation Programme during July, 2012. The cost of this project is to be shared between Govt of India and the State in ratio of 70:30. During the year 2013-14, a sum of ₹ 53.39 crore and ₹ 14.87 crore have been sanctioned under Government of India share and state share respectively.

**8.132** Drinking water supply project, costing ₹ 95 crore, for Sonipat town based on Ranney Well scheme is under implementation and is being financed out of the State Plan as well as assistance from Urban Infrastructure Development Scheme for satellite towns.

**8.133** Work for 100 percent coverage of water supply and sewerage in 14 towns of the State namely Ambala, Assandh, Bhiwani, Charkhi Dadri, Ellenabad, Fatehabad, Hansi, Kaithal, Kalayat, Mohindergarh, Narnaul, Sirsa, Tohana and Uchana have been taken up during the year 2010, costing ₹ 1,085.20 crore. Works in all these towns have been taken in hand. In addition, Detailed Project Reports (DPRs) for augmentation of water supply and sewerage facilities in Ambala City and Bhiwani town (Phase-II) have been approved for ₹ 328.14 crore during the year 2012-13. During the year 2013-14, a sum of ₹ 340 crore has been sanctioned under this project.

**8.134** Under the 13<sup>th</sup> Finance Commission Grants, a sum of ₹ 75 crore has been earmarked for improvement of water supply in Shivalik area and Southern area of the State during 2013-14. Similarly, a sum of ₹ 25 crore has been earmarked for improvement of water supply in Mewat area during the current financial year.

#### **PANCHAYATI RAJ & RURAL DEVELOPMENT**

**8.135** Development and Panchayat Department, Haryana is primarily responsible to oversee the implementation of various development schemes in rural areas and also to regulate and co-ordinate various activities of the Panchayati Raj Institutions.

**8.136** Mahatma Gandhi Gramin Basti Yojana is the flagship programme of the State Government. Under this scheme, free residential plots of 100 sq. yard each are being allotted to eligible SCs, BCs (A) and BPL families. Sites on which these plots are located, are developed with necessary infrastructural facilities including power supply, drinking water, paved streets. More than 6 lakh eligible families identified as on 31<sup>st</sup> October, 2008 will be benefited under this scheme. Out of these, 3.83 lakh families have been allotted plots upto 31.1.2014 and the allotment process for the remaining eligible families is in progress, where the panchayat land is available. The remaining villages where the suitable panchayat land is not available, in those villages land will be made available by way of exchange or acquisition. The development of internal roads and drains under the scheme has been converged with Mahatma Gandhi National Rural Employment Guarantee Scheme. An amount of ₹ 14,583.23 lakh was released for taking up development works in these bastis and payment of annuity to Gram Panchayats from the year 2009-10 to 2012-13 and an amount of ₹ 19,774 lakh were earmarked for the year 2013-14 but in the revised budget an amount of ₹ 4,774 lakh has been approved.

**8.137** The main objective of the scheme Mukhya Mantri Anusuchit Jaati Nirmal Basti Yojana is to provide basic infrastructures, like pavement of streets with drains, water supply pipelines, chaupals, community centres, boundary wall of shamshan ghat in the villages having more than a 50 percent of SC population. In the 1<sup>st</sup> Phase, 391 villages have been covered under the scheme. Funds to the tune of ₹ 29,316.65 lakh were released during the year 2008-09 to 2012-13 for 1,921 villages and an amount of ₹ 4,918 lakh has been approved the year 2013-14 out of which ₹ 3,388.85 lakh has been released for 253 villages upto December, 2013.

**8.138** In order to improve the sanitation environment in the villages, more than 10,300 Safai Karmi had been engaged by the Gram Panchayats. The Govt. provides financial assistance to Gram Panchayats to meet out the expenditure on payment of remuneration to the Safai Karmis. The Govt. has revised the rate of remuneration payable to village Sweepers from ₹ 4,848 to ₹ 8,100 per month w.e.f. 1.1.2014. The plan outlay for the year 2013-14 is ₹ 6,670 lakh out of which ₹ 4,487 lakh has been released up to December, 2013.

**8.139** Under the Pavement of Streets Scheme, the Government intends to cover all the 6,764 villages of the State by providing ₹ 10 lakh per village for pavement of main street's of the village. The streets are paved with interlocking paver blocks which are easy to remove in case the embedded pipelines require repair and relay thereafter. All the villages have been covered under the scheme. Some villages have been given grants twice or thrice for pavement of small streets. A provision of ₹ 5,959 lakh has been approved for the year 2013-14 out of

which funds to the tune of ₹ 5,864 lakh have been released up to December, 2013 for pavement of streets.

**8.140** The Government of Haryana is committed to uplift the overall quality of life of the people living in rural areas. 98 selected villages are being developed on the lines of the modern townships by providing urban like basis infrastructure facilities. The State Government had earmarked ₹ 425 crore for modernization of these villages, by providing pavement of streets alongwith drains for disposal of waste water and pipelines for supply of drinking water etc. The development works have been completed in 97 villages by December, 2013. Against ₹ 41,250.96 lakh released an amount of ₹ 39,327.58 lakh have been utilized.

**8.141** The primary objective of the construction of Mahila Chaupal scheme is to provide a common platform to rural women for social interaction and to take up social activities in the villages and is a step towards women empowerment. In 1<sup>st</sup> Phase, 529 Mahila Chaupals have been taken-up, for which an amount of ₹ 1,656 lakh have been released at the rate of ₹ 3 lakh per Mahila Chaupal. In 2<sup>nd</sup> Phase, 640 Manila Chapels have been taken-up against an amount of ₹ 1,861.50 laky.

**8.142** Haryana Rural Development Fund Administration Board was constituted under Haryana Rural Development Act, 1986. Under Section 5(1) of this Act, a fee on ad-valorem basis, at the rate of 2 percent of the sale proceeds of the agricultural produce bought or sold or brought for processing in the notified market area is levied. The amount so collected is spent in the rural areas in connection with the developments of roads, establishment of dispensaries, making arrangements for water supply, sanitation and other public facilities, welfare of agricultural labour, conversion of the notified market areas falling in rural areas as defined under this Act into model market areas by utilizing technical know-how there to and bringing about other necessary improvements therein, construction of godowns and other places of storage for the agricultural produce brought in market areas for sale/purchase and the construction of rest houses equipped with all modern amenities to make the stay of visitors (both sellers and purchasers) in the market areas, comfortable and for any other purpose which may be considered by the Board to be in the interest of and for the benefit of the person paying the fee. The fund may also be utilized by the Board to meet the cost of administering it. During the period 1.4.2005 to 31.3.2012, Board has released a sum of ₹ 1,795.89 crore for various rural development works in the State. In the year 2012-13, an amount of ₹ 237 crore have been released. During the year 2013-14 (upto December, 2013), an amount of ₹ 414.98 crore have been released.

## **Mahatma Gandhi National Rural Employment Guarantee Scheme (MGNREGS)**

**8.143** The Mahatma Gandhi National Rural Employment Guarantee Scheme has been extended to the entire State w.e.f. 1<sup>st</sup> April, 2008. The basic objective of the scheme is to enhance livelihood security in rural areas by providing at least 100 days of guaranteed wage employment in a financial year to every household whose adult members volunteer to do unskilled manual work. 1/3<sup>rd</sup> of the jobs are reserved for women. Minimum wages of ₹ 214 per day are being paid to the workers engaged under the scheme w.e.f. 1.4.2013, the highest in the country. Adult members who volunteer to do unskilled manual work are registered. Job Cards are issued to the households by the Gram Panchayats. The payment of wages is made to the workers on weekly or fortnightly basis through the bank or post office saving accounts.

**8.144** During the current financial year (upto the end of December, 2013), an amount of ₹ 353.64 crore was available out of which ₹ 251.05 crore has been spent for generating 78.50 (61 percent) lakh persondays against the target of 129.32 lakh persondays, out of which 39.11 (50 percent) lakh persondays were generated for scheduled castes and 32.89 (42 percent) lakh persondays were generated for women in the rural areas of the State. During the current financial year, 21,056 development works have been undertaken in rural areas and 3,275 works completed.

## **Backward Regions Grant Fund (BRGF)**

**8.145** District Mahendergarh and Sirsa are covered under the 100 percent centrally assisted scheme namely Backward Regions Grant Fund (BRGF) from the year 2007-08. The objective of the scheme is to fill up the critical infrastructural gaps in various sectors identified by the Local Bodies. Under this scheme, an amount of ₹ 14.31 crore has been spent against the allocation of ₹ 36.98 crore, 1,141 works have been completed and 204 works are in progress upto December, 2013. Works like construction of additional school rooms, construction of new Anganwari Centers, Delivery Huts, provisions of storage tanks and mobile water tankers and connectivity of village ponds with the source of supply of water by way of constructing water channels are included in the BRGF Action Plans for 2013-14 as per the identified critical gaps.

## **Integrated Watershed Management Programme (IWMP)**

**8.146** From the year 2008, the scheme of DDD & IWDP were merged into new scheme called Integrated Watershed Management Programme (IWMP). The objective of IWMP is to conserve water, recharging of water table, production of enhancement and to create livelihood opportunities. For the year 2013-14, State Level Nodal Agency (SLNA) has approved the 15 projects covering an additional areas of 64,691 hectare of district Jhajjar, Rohtak, Sonipat, Palwal, Mewat and Gurgaon against the prescribed the target of 57,000

hectares fixed by the Ministry of Rural development, Govt. of India. During the current year (upto December, 2013), an expenditure of ₹ 4.33 crores has been incurred.

#### **Member of Parliament Local Area Development Scheme (MPLADS)**

**8.147** This scheme has been launched by Govt. of India from, 23 December, 1993. Under this scheme, Govt. of India provides to each M.P. an amount of ₹ 5 crore per annum for the development works. Under this scheme, an amount of ₹ 48.26 crore has been spent and 1,557 works have been completed and 1,012 works are in progress upto December, 2013.

#### **National Rural Livelihood Mission (NRLM)**

**8.148** In Haryana State, NRLM has been implemented w.e.f. 1.4.2013. In the 1<sup>st</sup> phase, 4 districts namely Bhiwani, Kaithal, Jhajjar and Mewat were selected as intensive districts. One block in each district was taken as a resource block and the NRLM is being implanted in 4 blocks namely Bawani Khera, Siwan, Matanhail and Tauru. In this 4 blocks till December, 2013, 518 new Self Help Groups (SHGs) of poor families have been formed. 149 number of SHGs have been provided Revolving Funds @ of ₹ 15,000 per SHG. In the financial year 2013-14, 600 new SHGs will be formed. The Annual Action Plan of ₹ 27.04 crore for the year 2013-14 was approved by the Ministry of Rural Development (MoRD), Govt. of India. The Haryana Govt. has sanctioned the scheme of providing interest subvention of 3 percent to women SHGs on prompt repayment in 18 districts of Haryana (except Mewat, Jhajjar and Bhiwani).

#### **Priyadarshini Awaas Yojana (PAY)**

**8.149** The State Govt. launched a new ambitious affordable rural housing scheme i.e. “Priyadarshini Awaas Yojana” on the pattern of “Indira Awaas Yojana” on 8.6.2013 in the State to provide impetus to the dream of owning a house for the poor section of the society. Under the scheme, an amount of ₹ 90,100 is being provided to a poor rural family to construct house and toilet facilities. Approximately, 2 lakh poor rural families are envisaged to be covered in a project span of 2 years (2013-14 & 2014-15) at a project cost of ₹ 1,350 crore. State Govt. has provided a sum of ₹ 355 crore during the year 2013-14 and there is a proposal to provide ₹ 163 crore during the next financial year 2014-15 and rest is being arranged by the Govt. by way of loan from National Housing Bank and HUDCO to HRDA on state guarantee. As on date 1,06,048 (including 22,024 under IAY) beneficiaries have been identified and registered under the scheme for providing financial assistance and 78,000 eligible beneficiaries have been released first installment and second installment has also been released to 36,662 beneficiaries.

## **Indira Awaas Yojana**

**8.150** 'Indira Awaas Yojana' (IAY) has been designed to provide shelter to rural poor. From the year 2013-14, Govt. of India have enhanced the per unit cost of construction of houses from ₹ 45,000 to ₹ 70,000 in plain areas and ₹ 48,500 to ₹ 75,000 in hilly/difficult areas. In addition to this, the State Govt. has decided to supplement ₹ 11,000 and ₹ 91,00 under convergence for construction of Sanitary Latrine (₹ 4,600 NBA+ ₹ 4,500 MGNERGA) will be provided to the beneficiary. Under IAY, against the target of 18,029 houses, 3,430 houses have been constructed and 21,027 houses in progress by the end of December, 2013 out of which 2,157 (63 percent) houses were constructed for the benefit of Schedule castes. During the current financial year, an expenditure of ₹ 73.49 crore has been incurred.

## **URBAN DEVELOPMENT SOCIETY**

**8.151** The State Urban Development Society, Haryana is implementing 3 centrally sponsored schemes namely; Rajiv Awas Yojana (RAY), Integrated Housing & Slum Development Programme (IHSDP) and Swaran Jayanti Shahari Rozgar Yojana (SJSRY).

### **Rajiv Awas Yojana (RAY)**

**8.152** Rajiv Awas Yojana envisages a 'Slum-free India' with inclusive and equitable cities in which every citizen has access to basic civic and social services and decent shelter. The main focus of RAY is an integrated approach aimed at bringing within the formal system those who are forced to live in extra-formal spaces and in denial of right to services and amenities available to those with legal title, and at correcting the deficiencies of the formal system of urban development and town planning. As per revised RAY guidelines, the RAY scheme shall be funded by GOI, State Govt. and ULB/beneficiary in ratio of 75:15:10 in the towns having population below 5 lakh and in towns having population above 5 lakh shall be funded in the ratio of 50:25:25. The beneficiary's share (in Housing component only) will be 10 percent or 25 percent only. As required under RAY guidelines, on the recommendation of State, the GOI has approved the coverage of ten towns (Faridabad, Gurgaon, Rohtak, Hisar, Panipat, Karnal, Yamunanagar, Ambala, Panchkula and Sirsa) of the State under Rajiv Awas Yojana (RAY). The Govt. of India has so far approved the project proposals for ₹ 373.82 crore of Rohtak, Ambala, Sirsa, Yamunanagar and Hisar towns. In these approved projects, 5,370 dwelling units would be constructed apart from providing basic amenities to the slum dwellers. The Govt. of India has released 1<sup>st</sup> installment of ₹ 90.84 crore to the State. Accordingly, the State Govt. has also released ₹ 50.14 crore to the concerned implementing agencies and another proposal for releasing funds of ₹ 58.86 crore is in process with Finance Department.

## **Integrated Housing & Slum Development Programme (IHSDP)**

**8.153** The Govt. of India has launched the Scheme of Integrated Housing and Slum Development Programme (IHSDP) by merging the existing schemes of National Slum Development Programme (NSDP) and Valmik Amedkar Awas Yojana (VAMBAY). The objective of the scheme is to provide adequate shelter and basic infrastructure facilities to the Slum Dwellers in Urban Areas. The State Urban Development Society, Haryana is the Nodal Agency for implementation of this scheme. IHSDP is funded in the ratio of 80:20 by the Govt. of India and State Govt. The beneficiary will have to make a nominal contribution (General Category 12 percent and SC 10 percent) for the construction/upgradation of house. After cancellation and curtailment, 25 projects of 15 towns with a total outlay of ₹ 296.26 crore are approved by GOI, out of which Central Share is ₹ 235.83 crore. There is a provision for the construction of 15,675 dwelling units besides providing infrastructure facilities for the slum dwellers. Upto December-2013, the districts have utilized an amount of ₹ 144.38 crore has been utilized. So far, 8773 dwelling units have been constructed, the construction of 1,231 dwelling units is in progress and the work for providing infrastructure facilities to the slum dwellers is also in progress.

## **Swaran Jayanti Shahari Rozgar Yojana (SJSRY)**

**8.154** This scheme was introduced by Government of India w.e.f. 1.12.1997, which has been revamped w.e.f. 1.4.2009. The scheme is funded in the ratio of 75:25 by the Govt. of India and State Government. As per revised guidelines, the subsidy has been enhanced from ₹ 7,500 to ₹ 50,000 for individuals and from ₹ 1,25,000 to ₹ 3,00,000 for Urban Women Self Help Groups and Revolving funds @ 2,000 per member subject to maximum limit of ₹ 25,000 per Thrift & Credit Society. The cost of training has also been enhanced from ₹ 2,000 to ₹ 10,000 per trainee. An amount of ₹ 1,935.59 lakh of previous year 2012-13 was available with districts. Upto December-2013, by utilizing ₹ 1,163.93 lakh, loan & subsidy to 1,000 individuals and 34 UWSHG hasve been provided, 18,114 persons trained and 3,193 persons are under training, 52 Thrift & Credit Societies are assisted and 0.02 lakh mandays are generated. There is provision of ₹ 452 lakh of State share of SJSRY in current financial year, out of which ₹ 145 lakh is earmarked for the welfare of Scheduled Caste. The Government of India has recently announced new poverty alleviation scheme namely National Urban Livelihood Mission (NULM) which would replace the ongoing scheme of SJSRY.

## **WELFARE OF SC/BC**

**8.155** The Haryana Government is fully committed to promote the welfare of Scheduled Castes & Backward Classes by implementing various schemes for their socio-economic & educational upliftment. A grant of ₹ 31,000 is given to persons belonging to

Scheduled/Denotified Tribes/Tapriwas Jatis and widows of all the sections of society living below poverty line and ₹ 11,000 is given to the persons of other sections of the society living below the poverty line on the occasion of the marriage of their daughters under the “Indira Gandhi Priyadarshini Vivah Shagun Yojana” scheme by the Haryana Govt. A grant of ₹ 31,000 are being given to all the destitute girls living in Govt./Aided NGOs/Institutions on the occasion of their marriage from the year 2010-11. An amount of ₹ 7,478.26 lakh was earmarked during the year 2013-14 for this purpose and expenditure to tune of ₹ 4,994.71 lakh has been made upto December, 2013 by providing benefit to 19,611 beneficiaries.

**8.156** In order to address the housing problem of Scheduled Castes and Denotified Tribes/Tapriwas Jatis, Housing Scheme for Scheduled Castes and denotified Tribes has been implemented by this department. The name of above scheme has been changed to “Dr. B.R. Ambedkar Housing Scheme for Scheduled Castes and Denotified Tribes”. Under this scheme, ₹ 50,000 is provided as grant for the construction of house and ₹ 10,000 is provided as grant for repair of house to Scheduled Castes and Denotified Tribes persons who are living below the poverty line. An amount of ₹ 3,710.55 lakh has been earmarked during the year 2013-14 for this purpose and ₹ 1,114.80 lakh has been spent upto December, 2013 to provide benefit to ₹ 2,300 households.

**8.157** In order to enable Scheduled Caste widows/destitute women/girls for self employment, “Tailoring Training to Scheduled Castes Widows/Destitute Women/Girls” scheme has been implemented by this department. Under this scheme, 77 centers are being run by the department where twenty Scheduled Castes and five Backward Classes trainees have been admitted in each Centre. A stipend of ₹ 100 p.m. and ₹ 150 p.m. for raw material is given to each trainee for getting training from the nearest Kalyan Kendra being run by this department. Under this scheme, on successful completion of three months of training a new sewing machine free of cost is also given to each trainee so that she may be able to become self employed. For financial year 2013-14 an amount of ₹ 79 lakh has been earmarked to train 1,925 trainees.

**8.158** “Dr. Ambedkar Medhavi Chhatara Yojana” was launched from the year 2005-06 for the meritorious students of Scheduled Castes & Backward Classes. The scope of this scheme has been extended upto Post Graduate Classes. Under this scheme ₹ 4,000 to ₹ 12,000 p.a. are given as incentive in 9<sup>th</sup>, 11<sup>th</sup>, 1<sup>st</sup> year of Graduation and Post Graduation classes to the students of these categories on the basis of result of 8<sup>th</sup>, 10<sup>th</sup>, 12<sup>th</sup> and Graduate classes. Preference is given to those students who belong to rural areas. An amount ₹ 2,000 lakh has been earmarked during the year 2013-14 for this purpose. Out of this, an amount of ₹ 766.74 lakh has been spent on 9,835 beneficiaries upto December, 2013.



**8.159** State Scheduled Castes Commission has been notified to investigate, examine and monitor all matters relating to the safeguards provided for the Scheduled Castes under the Constitution of India or under any other law for the time being in force or under any order of the Government and to evaluate the working of such safeguards and also to monitor the implementation of laws and measures concerning Scheduled Castes and initiate action for legal and administrative reforms to improve socio-economic and educational status of Scheduled Castes.

### **HSCFDC**

**8.160** To undertake the tasks of socio-economic upliftment of the Scheduled Castes in the State, Haryana Scheduled Castes Finance and Development Corporation is implementing three types of schemes, namely Bank tie-up schemes, Schemes in collaboration with National Scheduled Castes Finance & Development Corporation (NSFDC) and Schemes in collaboration with National Safai Karamcharis Finance & Development Corporation (NSKFDC). As per guidelines issued by the Govt. of India, the Corporation provides loan/benefit to only those identified Scheduled Caste families whose annual family income does not exceed ₹ 20,000 in rural areas and ₹ 27,500 in urban areas for various bank assisted income generating schemes such as dairy farming, sheep rearing, piggery, kiriyana shop, animal driven carts, leather and leather goods making, tea shop, bangles shop, etc. In case of National Scheduled Castes Finance and Development Corporation (NSFDC) assisted schemes, the income ceiling is ₹ 40,000 per annum in rural areas and ₹ 55,000 per annum in urban areas. There is no income limit under NSKFDC Schemes, only occupation is the criteria for eligibility. The Corporation will assist 12,500 families by providing them financial assistance of ₹ 92.76 crore including ₹ 12.48 crore as subsidy for various self employment schemes during the year 2013-14.

#### **Bank Tie-up Schemes**

**8.161** Under the Bank Tie- up Scheme, the Corporation provides financial assistance for various bankable income generating schemes costing upto ₹ 1.50 lakh. The Corporation provides subsidy at of 50 percent (subsidy to maximum of ₹ 10,000) and margin money @ 10 percent of the project cost and balance amount is provided by the Bank.

#### **Schemes in Collaboration with NSFDC**

**8.162** Under the scheme in collaboration with National Scheduled Castes Finance and Development Corporation (NSFDC), the Corporation follows the unit cost as approved by NSFDC under various schemes. The NSFDC, Haryana Scheduled Castes Finance and Development Corporation and beneficiaries contribute towards the Scheme in the ratio approved by NSFDC. However, the share of the Corporation is upto 10 percent of the

approved unit cost. In case of NSFDC assisted scheme, the Corporation provides subsidy in BPL cases at the rate of 50 percent of the project cost. The maximum amount of subsidy is ₹ 10,000.

### **Schemes in Collaboration with NSKFDC**

**8.163** Under the scheme in collaboration with National Safai Karamcharis Finance and Development Corporation (NSKFDC), the Corporation follows the unit cost as approved by NSKFDC under various schemes. The NSKFDC, Haryana Scheduled Castes Finance and Development Corporation and beneficiaries contribute towards the scheme in the ratio approved by NSKFDC. However, the share of the Corporation is upto 10 percent of the approved unit cost. There is no provision of subsidy under NSKFDC scheme.

### **Haryana Backward Classes & Economically Weaker Sections Kalyan Nigam**

**8.164** Haryana Backward Classes & Economically Weaker Sections Kalyan Nigam is working for the economic upliftment of Backward Classes, Minority Communities and Physically Challenged persons. Against a target of ₹ 12.50 crore for providing financial assistance to 2,500 persons of Backward Classes during 2013-14, loan of ₹ 109.35 lakh to 80 persons of Backward Classes has been given upto 31<sup>st</sup> December, 2013. A target of ₹ 10.50 crore is fixed for providing financial assistance to 2,100 persons of Minority Communities during the year 2013-14 and the Nigam could disburse part payment of loan of earlier cases amounting to ₹ 1.21 lakh to Minority Communities till 31<sup>st</sup> December, 2013. Against the target of providing financial assistance of ₹ 10.50 crore to 1,500 Physically Challenged persons during 2013-14, ₹ 57.25 lakh have been given to 75 Physically Challenged persons till 31<sup>st</sup> December, 2013.

### **SOCIAL JUSTICE & EMPOWERMENT**

**8.165** Old Age Samman Allowance Scheme prevalent in the State has been based on economic criteria and the eligibility age is 60 years or more so as to give the benefit to the really poor and needy persons. Under this scheme, pension at the rate of ₹ 700 per month to those persons who have been receiving old age samman allowance before 1.3.1999, ₹ 650 per month to those who identified between the period from 1.3.1999 to 1.4.2010 and ₹ 500 per month those who are identified after 1.4.2010 as per eligibility criteria laid down in the rules of the scheme is given. 13,32,480 eligible senior citizens have been covered under the scheme upto December, 2013. The amount of pension has been enhanced to ₹ 1,000 per month w.e.f. 1.1.2014 for all.

**8.166** Widow Pension Scheme is also being implemented to provide security and financial assistance to widows and destitute women. Under this scheme, widows and destitute women aged 18 years and above, who have no other financial support and her own income

from all sources is below 30,000 per annum are provided pension at the rate of ₹ 750 per month. A total of 5,70,877 such women had been benefited upto December, 2013. The amount of pension has been enhanced to ₹ 1,000 per month w.e.f. 1.1.2014.

**8.167** The State has also taken a number of steps for Rehabilitation of Blind, Deaf, Disabled and Mentally Retarded Persons. As many as, 1,35,805 Physically challenged persons are being provided pension at the rate of ₹ 500 & 750 (₹ 750 per month only for 100 percent Physically challenged) per month upto December, 2013. The amount of pension has been enhanced to ₹ 1,000 per month w.e.f. 1.1.2014. Scholarships ranging between ₹ 400 to ₹ 1,500 per month were given to Physically challenged students. Un-employment allowance to the educated Physically challenged persons (70 percent) are being given between ₹ 200 to ₹ 300 per month and in the case of persons having 100 percent disability, the rates of un-employment allowance was ₹ 1,000 per month to Matric/Middle Pass Diploma Holder, ₹ 1,500 per month to Graduate/Matric Pass Diploma Holder and ₹ 2,000 per month to Post Graduate/Graduate Pass Diploma Holder.

**8.168** To remove the sense of economic insecurity in the mind of parents who have only daughters, Ladli Social Security Allowance Scheme was implemented w.e.f. 1<sup>st</sup> January, 2006. Under this scheme, the rate of allowance is ₹ 500 per month and allowance is being paid to the families from the 45<sup>th</sup> birthday of the father/mother, whoever is older of the two till their 60<sup>th</sup> birthday i.e. for fifteen years. Thereafter, they are eligible for Old Age Samman Allowance. During the current financial year, 25,826 beneficiaries have been covered upto December, 2013 under this scheme.

## **REVENUE & DISASTER MANAGEMENT**

### **Construction of Mini Secretariats and Allied Buildings**

**8.169** The State Government has under taken a task for construction of Mini Secretariat/Sub-Division/Tehsil/Sub-Tehsil complexes and residential houses for Revenue Officers/Officials at all the District and Sub-Divisional Headquarters. For the construction of non-residential buildings an outlay of ₹ 15,394 lakh has been provided under Major Head “4059-Capital Outlay-On Public Works (Plan)-General Administration” for the year 2013-14, out of which an amount of ₹ 7,884 lakh has been provided for construction of these complexes. An amount of ₹ 2,500 lakh has also been provided for construction of residential houses for Revenue Officers/Officials under budget head “4216-Capital Outlay-On Housing (Plan)-General Administration” for the year 2013-14.

**8.170** On the recommendations of State Government, the Government of India has included “Cold Wave” in the list of natural calamities. An amount of ₹ 37.21 crore has been sanctioned in February, 2013 to Deputy Commissioner Bhiwani, Hissar and Narnaul for

distribution on account of relief to the farmers whose crops were damaged due to Cold-Wave/Frost during January-February, 2012.

**8.171** During the current financial year 2013-14, the Department sanctioned the following amount:-

- An amount of ₹ 94.50 lakh has been sanctioned to all the Deputy Commissioners for keeping reserve for flood hit areas.
- An amount of ₹ 11.98 crore has been sanctioned to Deputy Commissioner Bhiwani for disbursement of gratuitous relief to the farmers whose crops has been damaged as result of drought during Rabi 2010.
- An amount of ₹ 2.69 crore has been sanctioned to the E.I.C Public Health for dewatering of flood water in various towns.
- An amount of ₹ 22.05 crore has been sanctioned to the E.I.C Irrigation Department for repair and restoration of protection works after floods in River Yamuna.
- An amount of ₹ 75.15 crore has been sanctioned to Deputy Commissioners Ambala, Mewat, Jind, Rohtak, Panipat and Jhajjar for distribution of gratuitous relief for damage caused to crops due to floods during February/March, 2013.
- An amount of ₹ 65.09 crore has been sanctioned to Deputy Commissioners Kurukshetra, Yamuna Nagar, Faridabad, Narnaul, Mewat, Hissar, Jind, Bhiwani, Panipat and Sonipat for distribution of gratuitous relief for damage caused to crops as a result of hailstorm during February/ March, 2013.

**8.172** The compensation for fully damaged house due to floods was revised from ₹ 35,000 to ₹ 70,000 per house sanctioned on 5.9.2013 (effective from 1.3.2013 on the analogy of Govt. of India). The following enhancement of relief norms is proposed to be made w.e.f. 1.1.2014 for damage to crops:-

**For damage to crops due to floods, fire, electric sparking, hailstorm, dust storm**

Sr. No.	Extent of damage to standing crops	Name of crop	Current norms amount (in ₹)	Proposed norms amount (in ₹)
1.	Damages between 26% to 50 %	1. Wheat, Paddy, Cotton 2. Other crops	3500/- 2500/-	5000/- 4000/-
2.	Damages between 51% to 75 %	1. Wheat, Paddy, Cotton 2. Other crops	4500/- 3500/-	7500/- 5000/-
3.	Damages between 76% to 100 %	1. Wheat, Paddy, Cotton 2. Other crops	5500/- 4500/-	10000/- 7500/-

**For damage to crops due to drought**

Sr. No.	Extent of damage to standing crops	Name of crop	Current norms amount (in ₹)	Proposed norms amount(in ₹)
1.	Damages between 51% and above	1. Wheat, Paddy, Cotton 2. Other crops	2700/- 2100/-	4000/- 3500/-

## Natural Calamities and Relief Measures

**8.173** When there is any Human and cattle death due to natural calamity such as floods, hailstorm, drought, fire, lightening etc. the Government sanctions relief to the farmers.

The present norms of relief are as under :-

Sr. No.	In case of death	Previous relief norms (in ₹)	Revised norms (in ₹)
1.	Human death	50,000/-each	2,00,000/-each
2.	He camel/She camel	10,000/-each	16,400/-each
3.	Horse/Mare	10,000/-each	15,000/- each
4.	Bullock/Buffalo	10,000/-each	16,400/-each
5.	Cow	5,000/-each	16,400/-each
6.	He Donkey/She Donkey	2,000/-each	10,000/-each
7.	Mule	5,000/-each	10,000/- each
8.	Buffalo (Calf up to 3 years of age)	2,000/-each	10,000/-each
9.	Sheep/Goat	300/- each	2,000/-each

## Mewat Development Board/Shivalik Development Board

**8.174** During the year 2013-14, the budgetary allocation for various activities for Mewat Development Agency is ₹ 22 crore out of which an amount of ₹ 8.96 crore has been spent upto 31.12.2013. The allocation of funds for Shivalik Development Board for the year 2013-14 is ₹ 12 crore out of which an amount of ₹ 6.33 crore has been spent upto 31.12.2013.

## Stamp and Registration

**8.175** Stamp duty has been reduced by 1 percent in respect of purchase of residential property/dwelling unit/plot executed in favour of serving and retired Defence Personnel of Haryana with effect of 15.11.2010. This reduction shall be availed once in a life time by a Defence Personnel. Income since 2013-14 under head "0030-Stamp and Registration Fee" upto November, 2013 is ₹ 2,084.84 crore.

## WELFARE OF FREEDOM FIGHTERS

**8.176** The State Samman Pension of Freedom Fighters/their Widows of the Haryana State has been increased from ₹ 20,000 to ₹ 25,000 per month (including fixed medical allowance at the rate of ₹ 750 per month) w.e.f 1.4.2014. After death of Freedom Fighters and their spouse the State Samman Pension will be transferred further to their unmarried unemployed daughters and disabled unmarried unemployed sons with 75 percent disability. If there are more than one eligible children, they will get proportionate share in the pension. In addition to Samman Pension, some other schemes/facilities have also been extended to the Freedom Fighters/their Widows and their dependents which are as under:-

- On the death of Freedom Fighter of the State, Funeral expenses amount has been enhanced from ₹ 1,500 to ₹ 5,000 w.e.f 13.7.2009.

- Financial assistance to the Haryana State Freedom Fighters/INA personnel and their widows for the marriage of their daughters, grand daughters and dependent sisters has been increased from ₹ 21,000 to ₹ 51,000 w.e.f 20.8.2009 in each case even though more than one marriage is solemnized in a year.

## **WELFARE OF DEFENCE PERSONNEL**

**8.177** The State Government is committed for the welfare of Defence Personnel, Ex-Defence Personnel and their families in recognition of the service and supreme sacrifices made by them. It is a matter of pride that every tenth soldier in the country belongs to Haryana State.

**8.178** Haryana Government has made substantial enhancement in the Financial Assistance given to them not only to honour their services and sacrifices but also to encourage youth to join defence forces. The State Government has framed a policy of payment of one time Cash Award and Annuity to Gallantry Award Winners. The amount of Cash Awards being paid to Gallantry Award Winners (War Time) has been proposed to be enhanced from ₹ 31 lakh to ₹ 2 crore for the awardees of Paramvir Chakra, ₹ 21 lakh to ₹ 1 crore for Mahavir Chakra, ₹ 15 lakh to ₹ 50 lakh for Vir Chakra, ₹ 7.50 lakh to ₹ 21 lakh for Sena Medal (Gallantry) award winner and ₹ 5.50 lakh to ₹ 10 lakh for Mention-in-Despatches (Gallantry), and for Peace Time Gallantry Award Winners from ₹ 31 lakh to ₹ 1 crore for Ashok Chakra, ₹ 21 lakh to ₹ 51 lakh for Kirti Chakra, ₹ 15 lakh to ₹ 31 lakh for Shaurya Chakra, and ₹ 7.50 lakh to ₹ 10 lakh to Sena /Nauv/Vayu Sena Medal (Gallantry) and ₹ 5.50 lakh to ₹ 7.50 lakh for Mention-in-Despatches (Gallantry).

**8.179** The existing rates of annuity per annum has also proposed to be enhanced, namely Paramvir Chakra ₹ 2.50 lakh to ₹ 3 lakh, Ashok Chakra ₹ 2 lakh to ₹ 2.50 lakh, Mahavir Chakra, ₹ 1.90 lakh to ₹ 2.25 lakh, Kirti Chakra ₹ 1.50 lakh to ₹ 1.75 lakh, Veer Chakra ₹ 1.10 lakh to ₹ 1.25 lakh, Shaurya Chakra ₹ 70,000 to ₹ 1 lakh, Sena/Nao Sena/Vayu Sena Medals(Gallantry) ₹ 40,000 to ₹ 50,000 and Mention-in-Despatch (Gallantry) ₹ 20,000 to ₹ 30,000. The amount of one time cash awards and annuity being paid by the Haryana Government to the gallantry award winners is the highest in the country.

**8.180** One time cash award to Yudh Sewa Medal/Distinguished Service Awardees has been proposed to be enhanced from ₹ 1.27 lakh to ₹ 7 lakh for the awardees of Sarvotam Yudh Seva Medal & ₹ 75,000 to 4 lakhs for Uttam Yudh Seva Medal, ₹ 36,000 to ₹ 2 lakh for Yudh Seva Medal, ₹ 1.15 lakh to ₹ 6.50 lakh for Param Vishishit Sewa Medal and ₹ 57,000 to ₹ 3.25 lakh for Ati Vishishit Sewa Medal and ₹ 23,000 to ₹ 1.25 lakh for Vishishit Sewa Medal. Annuity amount to the Yudh Sewa Medal Series winners which has been discontinued w.e.f. 1. 7.2011 has been proposed to be restored.

**8.181** Monetary Allowance/Pension to the Pre-independence Gallantry Award Winners & their Widows has been proposed to be enhanced from ₹ 10,000 P.M to ₹ 15,000 P.M. for the awardees of Victoria Cross, ₹ 7,500 P.M to ₹ 10,000 P.M for Military Cross, ₹ 3,500 P.M to ₹ 5,000 P.M for Military Medal, ₹ 2,000 P.M to ₹ 3,000 P.M for Indian Order of Merit ₹1,000 P.M to ₹ 2,000 P.M for Indian Distinguished Service Medal and ₹ 1,000 P.M to ₹ 2,000 P.M for Mention-in Despatches (only Pre-Independence Awardees).

**8.182** The State Government has decided to provide Govt. service of Class-III & IV to the one dependent of the Martyrs of Defence Forces Personnel on ex-gratia basis. In addition, the State Government has proposed to enhance the Ex-Gratia Grant to the Ex- Service men, in case of death due to action against Militant, Terrorists, Extremists or during border skirmishes, the amount of ex-gratia grant has been proposed to be enhanced from ₹ 10 lakh to ₹ 20, ₹ 7 lakh to ₹ 20 lakh to in case of death due to I.E.D. blast and in case of disability from ₹ 1 lakh to ₹ 15 lakh depending upon the percentage of disability due to War, Militant, I.E.D. blast. This amount will be in addition to the financial assistance being given by the Government of India.

**8.183** The State Govt. has proposed to enhance the financial assistance from ₹1,500 p.m. to ₹ 3,000 p.m. to World War-II Veterans and their Widows. The Govt. of Haryana has proposed to enhance the financial assistance of ₹ 1,000 p.m. to ₹ 2,000 p.m. to the ESM of the age of 60 yrs & above and their widows. Similarly, the Govt. has also proposed to enhance from ₹ 1,000 p.m. to ₹ 1,500 p.m. to Para Tetra/Home Plegic, Disabled, & Blind ESM. The Govt. of Haryana has also proposed to enhance the financial assistance of ₹ 600 p.m. to ₹ 2,000 p.m. to the Orphan children of ESM. The State of Haryana has propose to enhance the financial assistance from ₹ 1,000 p.m. to ₹ 2,000 p.m. to war widows of declared war of defence forces personnel in addition to their family pension already granted by the Government of India.

## **HOUSING**

**8.184** Since the inception of Housing Board Haryana in the year 1971, the Board has constructed 71,842 houses of different categories upto 31<sup>st</sup> December, 2013, out of which 50,770 houses are meant for the Economically Weaker Section (EWS) and Lower Income Group (LIG) categories of the society. Construction of about 30,000 flats has been started/being taken up during the year 2013-14 by Housing Board Haryana and about 10,000 flats will be constructed by Panchayat Department on the plots allotted by colonizers and 10,000 flats by HUDA on the land to be allotted by HUDA to Board on behalf of the Board. Construction of 14,754 houses of different categories are in progress at Ambala City, Yamuna Nagar, Karnal, Jhajjar, Kurukshetra, Panipat, Jind, Fatehabad, Ratia, Hansi, Bahadurgarh,

Sirsa, Sonapat, Gurgaon, Narnaul, Rewari, Faridabad, Palwal, Barhi, Sisoth (Distt. Mahendragarh) and Rohtak. Out of these, 10,680 EWS houses are for BPL families, 1,500 for Economical Weaker Sections of the Society, 90 Lower Income Group (LIG), 90 for Middle Income Group (MIG), 102 for Higher Income Group (HIG) and 2,292 houses for other category of houses. 3,747 EWS houses for BPL families at Rohtak (1,416) and Sonapat (2,331) are under construction by Panchayat Department on the behalf of Housing Board Haryana.

**8.185** Housing Board Haryana, has completed 1,327 houses of different categories w.e.f. 1.4.2013 to 31.12.2013. Out of which 943 houses are meant for BPL families at Faridabad, Yamuna Nagar, Panchkula, Sirsa, Dharuhera and Narwana (Distt. Jind) and 168 Type-I at Sector-21, Sirsa and 216 Type-I houses at Sector-9, Bahadurgarh. Housing Board Haryana has incurred an expenditure of ₹ 61 crore on works w.e.f. 1.4.2013 to 31.12.2013.

**8.186** The Housing Board has procured about 15 acres land from Municipal Corporation, Rohtak for construction of 48 Type-A, 126 Type-B, 512 Type-C multi-storeyed flats at Rohtak for the employee of Haryana Government, Board and Corporation and 192 EWS category flats for rehabilitation of illegal occupants of the land of Archaeological Survey of India at Khokra Kot. The construction of these houses will be started by February, 2014. Registration for the construction of 10,215 EWS houses for BPL families was finalized in September, 2013. Out of these, construction of 3,747 flats have been started by Panchayat Department and tenders have been invited for 6,465 EWS flats in December, 2013 and construction work will be started by February, 2014. Registration for construction of 2,124 dwelling units for BPL families at different stations has been floated w.e.f. 13.1.2014. HUDA has allotted 214.88 acres of land to Housing Board for construction of EWS and other categories of houses at Hisar, Fatehabad, Agroha, Karnal, Cheeka, Charkhi-Dadri, Jagadhari, Faridabad and Saffidon. Housing Board has released 25 percent payment of 196.33 acres of land. The physical possession of about 134.39 acres land at Hisar, Fatehabad, Agroha, Cheeka, Karnal and Charkhi-Dadri has been handed over by HUDA to Housing Board.

**8.187** In order to provide affordable houses to the BPL families of Haryana a policy has been framed by Govt. of Haryana, wherein 20 percent EWS plots of size 50 sq. meters each belonging to the private colonizers in licensed area will be transferred to Housing Board at a subsidized rate of ₹ 500/- sq. yards for construction of flats for BPL families. So far, Director General, Town & Country Planning, Haryana has identified 11,500 plots to be transferred to Board throughout the State and possession of 9,004 plots has been taken over by the Housing Board. Possession of balance plots will be taken as and when development works will be completed.



**8.188** Under Rural Housing Scheme, Housing Board Haryana has procured 10 acres of land at village Sisoth, (Distt. Mahendergarh) from Gram Panchayat, Sisoth for construction of houses for the residents of village Sisoth. At present construction of 85 houses (37 Type-I, 24 Type-II & 24 Type-III) are in progress and registration for balance 88 Type-IV and 2 Type-I houses will be floated shortly. Registration is being floated shortly for construction of 168 Type-A flats for Industrial Workers and Entrepreneurs at Industrial Estate, Barhi (Distt. Sonipat).

**8.189** To construct about 50,000 houses for serving and Ex-servicemen of defence and paramilitary personnel, two categories of nine storeyed flats of super area of 600 and 720 sq. feet will be planned and land for these houses will be provided by HUDA and Urban Local Bodies. In first phase HUDA will provide 10 acres land at Pinjore, 15 acres at Faridabad, 20 acres at Mahendergarh, 20 acres at Jhajjar and 10 acres at Rohtak and 10 acres at Rewari and 50 acres land will be provided by Urban Local Bodies Department at Gurgaon and Pataudi etc.

## **CO-OPERATIVES**

**8.190** Co-operative movement has made strenuous efforts in transforming the rural economy of Haryana. The movement has provided a number of services including financial assistance for boosting their professional activities. Presently more than 35,000 Co-operative Societies of various types with a membership of more than 57 lakh are working for the welfare of people of Haryana.

**8.191** Government has enhanced the Sugarcane price ₹ 301 per qtl. against ₹ 276 for the season 2013-14. To boost the Sugarcane crop, the Co-operative Sugar Mills are implementing an Intensive Cane Development Plan worth ₹ 37.71 crore during 2013-14 out of which ₹ 5.35 crore will be born by the Co-operative Sugar Mills and the remaining ₹ 32.36 crore will be made available by the Government as loan interest free basis.

**8.192** During the first 9 months of the current year 2013-14, 169 Co-operative Labour & Construction Societies have been formed having 1,859 unemployed educated youths. In the year 2011-12, 2012-13 & 2013-2014 the Primary Labour & Construction Societies have executed works to the tune of ₹ 464.34 crore and ₹ 366.34 & 131.13 crore respectively.

**8.193** The Dairy Co-operatives in Haryana has procured 3.40 lakh milk per day during the period 1.4.2013 to 31.12.2013. The rate of milk has been increased ₹ 385 to ₹ 510 per kilo fat.

**8.194** Haryana Dairy has introduced insurance scheme for those farmers who are committed members and are pouring milk continuously for the last 3 years. The farmers will

be insured for ₹ 1 lakh for which they will have to pay ₹ 10 only. Under the scheme, 26,000 milk producers have been insured.

## **EMPLOYMENT**

### **Unemployment Allowance to Educated Unemployed Youth**

**8.195** Under the “Unemployment Allowance Scheme for the Educated”, unemployment allowance is disbursed on quarterly basis to the eligible applicants through designated Banks. The budget allocated for the scheme for the year 2013-14 is ₹ 58 crore and an amount of ₹ 20.38 crore was disbursed as unemployment allowance to 38,011 beneficiaries from 1.4.2013 to 31.12.2013.

### **Private Placement Consultancy and Recruitment Service Centers**

**8.196** Vocational Guidance Units provide occupational information to the student and unemployed youths through group guidance, career talks and career weeks. As a result 67,133 applicants were benefited during 1.4.2013 to 31.10.2013. The Employment Officers in the districts guide the applicants for self employment and provide them detailed information about the various self employment schemes run by the Govt. In this context, 272 awareness camps were organized from 1.4.2013 to 31.10.2013 in which 24,900 applicants were advised about the schemes with the help of self employment agencies/departments.

### **Overseas Employment Bureau**

**8.197** Overseas placement services are also provided to interested persons through a Society (HOPAS-Haryana Overseas Placement Society). This is a registered society providing overseas placement services. 8,786 applicants registered themselves online through the Society website-[www.opbharyana.com](http://www.opbharyana.com) for overseas employment assistance during the period from 1.4.2013 to 31.10.2013. 10,335 applicants have been guided for legal and secure migration during the period from 2007 to 2013,. 104 candidates have been sent abroad for job placement and 103 candidates sent abroad on study visa. More than 60 seminars/workshops have been organized in different centers from time to time for ensuring legal and safe migration for purposes of jobs and education.

### **Computerization of Employment Exchange Operations**

**8.198** Department provides large number of e-services to the stakeholders through its website [www.hrex.org](http://www.hrex.org). 9,06,009 job seekers have registered themselves with the Department availing of the online job application e-service. A new online service of Employer Registration has been provided wherein employers can register themselves on our website and they can directly check the eligible candidate’s data according to their requirement.

## **LABOUR WELFARE**

**8.199** The main function of the Labour Department, Haryana is to maintain industrial peace and harmony in the State and to ensure Safety, Health and Welfare of the workers. The Department is fully aware about the economic needs of a worker. In this regard the rate of minimum wages of the unskilled workers in the State which had been revised at the rate of ₹ 3,510 per month on 1.7.2007 have been further updated half yearly. At present, the rates of minimum wages for unskilled workers have been fixed w.e.f. 1.7.2013 at ₹ 5,341.51 per month for monthly rated workers and ₹ 205.44 per day for daily rated workers.

**8.200** To encourage employment of women in the Information Technology and I.T enabled industries in the State, permission under Punjab Shops and Commercial Establishments Act, 1958 have been extended for women to work in night shifts with mandatory mechanism for adequate protection during working hours and for employers to take full responsibility for the security and transportation of their women employees. By now 119 establishments have been granted exemptions u/s 30 of the said Act and 86,769 women employees have been benefited.

**8.201** To provide quick justice to the workers, 9 Industrial Tribunals-cum-Labour Courts are functioning in the State. Besides this, two Labour Lok Adalats were held in the State to dispose of long time pending cases. In these Lok Adalats, 514 cases were disposed of.

**8.202** Under various welfare schemes run by the Haryana Labour Welfare Board like Kanyadan, Scholarship, Excursion Tour, Religious Tour, Spectacle, financial assistance to workers in accident, financial assistance to widow, By- cycle, Computer Education, Maternity, Cremation, Uniform, Dental Care, Artificial Limbs, Hearing Aids, Try-cycle, Sewing Machine and LTC etc., an amount of ₹ 933.52 lakh (approximately) have been spent for extending benefit to more than 13,098 beneficiaries (upto 31.12.2013).

**8.203** Under the newly announced innovative scheme namely 'Mukhyamantri Shramik Samajik Suraksha Yojana' a compensation of ₹ 5 lakh will be given in case of death to a worker while on duty, and in case of disability a compensation of ₹ 50,000 to ₹ 1 lakh. The Haryana Labour Welfare Board and Building and Other Construction Workers Welfare Board will implement this scheme w.e.f. 1.1.2014.

**8.204** Similarly other welfare schemes like free treatment up to ₹ 1 lakh for infectious disease like Cancer, AIDS, T.B., death benefit/funeral assistance, Kanayadaan, Education Scholarship, Disability Pension, advance for purchase of tools, facilities for crèches and mobile, financial assistance for marriage, advance for purchase of construction of house, providing chapel and sarees/suits, purchase by-cycle and Maternity Schemes etc. for the welfare of registered Building and Other Construction Workers Welfare Board. An amount of

₹ 354.18 lakh (approximately) have been spent for extending benefit to more than 1,611 beneficiaries (upto 31.12.2013).

## **SPORTS AND YOUTH AFFAIRS**

**8.205** Players from Haryana have played a key role in country's upsurge in International sports arena in recent time. Haryana continued to play a key role in the sports arena in the country. The players of the State brought laurel for the country by winning bronze medal in world Hockey Women Championship from 22<sup>nd</sup> July to 4<sup>th</sup> August, 2013 at Germany. Kumari Rani Rampal, Navneet Kaur, Monika, Manjeet Kaur, Navjot Kaur and Poonam of Haryana had represented the country in the said championship. SPAT scholarship holder Kumari Nirmala of Bhiwani won gold medal in 400 meter relay in Senior Asian Athletic Championship held at Pune from 3<sup>rd</sup> to 7<sup>th</sup> July, 2013 and also represented the country in World Athletic Championship held at Moscow from 10-18 August, 2013. SPAT players Anu Panghal won Silver and Manju won Bronze medal in Asian Cadet Wrestling Championship. Anu Panghal also participated in World Cadet Wrestling Championship. SPAT players Pooja, Pinki and Naveen participated in Asian Cadet Wrestling Championship and World Cadet Wrestling Championship in the year 2013-14. Amit won Gold and Bajrang, Atinder, Vinesh, Babita & Geetika Jakhar won Bronze medals in Asian Wrestling Championship held at New-Delhi from 19-22 April, 2013. The state players won 09 Gold, 03 Silver & 03 Bronze medals in Common Wealth Wrestling Championship held in South Africa from 4-7 December, 2013. Amit won Silver and Bajrang won Bronze medal in Senior World Wrestling Championship held at Budapest from 16-22 December, 2013. In the year 2012-13, Haryana State contingent won overall Championship in PYKKA National Rural Tournaments by winning 36 Gold, 25 Silver and 24 Bronze medals. In the year 2013-14, Athletics (Boys & Girls), Handball (Boys & Girls), Hockey (Boys & Girls), Badminton (Boys & Girls) team won overall championship. Volleyball, Kabaddi team was runner-ups. Till date, the state has won 10 Gold, 10 Silver & 6 Bronze medals in the PYKKA National Rural Tournaments. This year also, the state is on the way to repeat the success story of previous years.

**8.206** With a view to encouraging sportspersons in the State, a policy was made to provide Government jobs to outstanding sportspersons of the State including Paralympics sportspersons to secure their future. According to this policy, Gold medalists in the Olympic Games will be given Class-I jobs; while Silver, Bronze medalists in Olympics Games, Gold medalists in Asian Games and Common-Wealth Games will be given Class-II jobs. Participants in Olympics Games, Silver and Bronze medalists of Asian and Common-Wealth games will be provided jobs of Class-III category. Till date, 11 sportspersons has been provided jobs under the new job policy.

**8.207** Cash awards were increased for different achievements at all levels to encourage outstanding sportspersons of the State including Paralympics sportspersons. The rates of cash award for the Olympic Games-2016 were doubled. The Gold medalist of Olympic games now will be given ₹ 5 crore, Silver medalist ₹ 3 crore and Bronze medalist will be given ₹ 2 crore. The rates of cash awards for Arjuna Awardee, Dhayan Chand awardees and Bhim Awardee were enhanced from ₹ 2 lakh to ₹ 5 lakh. The rates of cash award for the medal winners in World Cup/Championships or Paralympics World Cup/Championships were also doubled. Now Gold medalist of World Cup/Championships or Paralympics World Cup/Championships will be given ₹ 10 lakh, Silver medalist ₹ 8 lakh and Bronze medalist will be given ₹ 6 lakh. In the year 2012-13 the department disbursed ₹ 15 crore to 2005 performing players and in the year 2013-14 the department is going to release approximately ₹ 20 crore to 2050 medal winners at different levels. In the year 2013-14, the department will release approximately ₹ 8.5 crore as scholarships to the performing players. The Government has decided, for the first time, to give ₹ 5 lakh as Cash Award for scalars of Mount Everest from Haryana. Seven mountaineers were honoured during the year 2013-14. The Government has awarded seventeen outstanding sportspersons of the State with Bhim Award for the year 2011-2012 and 2012-2013. These awardees were outstanding performers at National and International level in the sports of Boxing (2), Wrestling (2), Shooting (2) Paralympics (1), Paralympics Athletics (2), Judo (1), Hockey (2), Roller Skating Hockey (1), Athletics (1), Athletics [Discuss throw] (1), Volleyball (1) and Special category (1).

**8.208** The Government has started some major futuristic sports infrastructure facilities of world standard with resources from State Government and Government of India. In the year 2013-14, some major sports infrastructure will be developed by the department. These are: 100 Bedded Sports Hostel at Meham (Rohtak)- ₹ 666.46 lakh, Basketball Academy at village Kilo (Rohtak)- ₹ 383.12 lakh, Football Academy with Artificial Football Surface at Dariyapur (Fatehabad)- ₹ 350 lakh, Multipurpose Hall and Tube-well at Bhodia Khera (Fatehabad)- ₹ 318.57 lakh, Laying of Hockey Astro-turf at Bhim stadium (Bhiwani)- ₹ 434 lakh, Laying of Hockey Astro-turf at Jiwan Nagar (Sirsa)- ₹ 501.18 lakh and Laying of Hockey Astro-turf at Hisar- ₹ 375 lakh.

**8.209** During the year 2013-14, indents for the purchase of sports equipments of ₹ 1,274.73 lakh were sent to the Director, Supplies & Disposal, Haryana. The department has taken up few new games on the role of the department, in the interest of State players and to provide them high-end equipments. The matter was also under process for the purchase of equipments amounting to ₹ 20 lakh approximately for Archery, Fencing and Kayaking & Canoeing games by the Department.

**8.210** Sports and Physical Aptitude Test (SPAT)–The major annual outreach initiative to involve rural children into competitive Sports was strengthened in this period. During the year 2012-13, ₹ 8.81 crore were given to 5,000 selected players. SPAT-2014 saw an involvement of 12.7 lakh promising Sports children out of which 1.8 lakh were selected in the first round. Eventually, 5000 would be selected for scholarship & further training and these selected players will get a cumulative annual scholarship of around ₹ 10 crore. This was a unique initiative of sports outreach, coaching & talent-search in the country. SPAT qualifiers Anu Panghal won Silver and Manju won Bronze medal in Asian Cadet Wrestling Championship. Anu Panghal also participated in World Cadet Wrestling Championship. Pooja, Pinki and Naveen participated in Asian Cadet Wrestling Championship and World Cadet Wrestling Championship in the year 2013-14. Besides this, more than 500 other SPAT players won medals at different state and national events.

**8.211** Under the Central Sponsored scheme ‘Panchayat Yuva Krida Aur Khel Abhiyan’ upto the year 2013-14, 2476 villages and 48 blocks were covered by setting up Play-fields and installation of non-consumable sports equipments to promote sports in rural areas. Under this scheme the department shall cover all the villages and blocks of the state within span the 10 years. It is great pride for the state that Haryana contingent won overall championship in a row from last three years. Under the scheme the department covered the some popular and result oriented games in the state. These are Athletics, Boxing, Wrestling, Judo, Kabaddi, Football, Handball, Hockey, Basketball and Volleyball.

**8.212** The government has made a policy to set up world class academies in different sports by Olympics medalists from Haryana. Land was provided to Sh. Sushil Kumar- Wrestler, Sh. Yogeshwar Dutt- Wrestler to set up wrestling Academies for sportspersons from the State. During the year 2013-14, 04 Residential and 10 Day-Boarding Academies were run by the department and 320 players were benefited. For this purpose Budget of ₹ 100 lakh has been provided. These were Boxing residential academy at Bhiwani, Hockey at Kurukshetra, Lawn Tennis at Chandigarh and Handball at Narwana, Jind. In addition to these residential academies, the department runs day boarding academies in Kabaddi at Jind, Wrestling at Sonipat, Badminton at Panchkula, Volleyball at Kurukshetra, Hockey at Sirsa, Athletics & Wrestling at Rohtak, Basketball at Killoi, Rohtak, Hockey at Rai and Lawn Tennis at Rohtak.

**8.213** During the 2013-14, 14 Residential and 11 Day Boarding Nurseries were run by the department and 541 players were benefited. These were Athletics at Hisar, Athletics at Panchkula, Athletics at Bhiwani, Cricket at Matindu, Sonipat, Judo at Sirsa, Judo at Hisar, Wrestling at Birdhana (Jhajjar), Wrestling at Umra (Hisar), Wrestling at Jhajjar, Hockey at Sirsa, Hockey at Sonipat, Wrestling at Sampla (Rohtak), Wrestling at Chuliyana (Rohtak) and Kabaddi at Killoi (Rohtak). Day Boarding Nurseries are Wrestling at Purkha (Sonipat),

Wrestling at Kherijattan (Jhajjar), Hockey at Gurgaon, Hockey at Rewari, Wrestling at Balot (Rohtak), Boxing at Rurki (Rohtak), Hockey at Bohar (Rohtak), Wrestling at Mandothi (Jhajjar), Kho-Kho at Mehrana (Jhajjar), Cricket at Faridabad and Hockey at Rohtak. The department has decided to start 02 Residential and 13 Day Boarding Sports Nurseries in different sports disciplines with the aim to give the platform to outstanding and high performer sportspersons.

**8.214** In order to equip the department with trained human resources, recruiting of 686 Coaches started in the year 2013-14 in different sporting disciplines to run the sporting centers, Nurseries, Academies and SPAT coaching centers. Coaches are sought for all popular disciplines as well as those with Olympic medal project with Rio 2016 Olympics in mind. These are Judo (30), Table Tennis (20), Gymnastics (22), Boxing (35), Football (30), Tai-Kwando (17), Fencing (12), Weight Lifting (15), Athletics (60), Badminton (30), Tennis (20), Shooting (10), Cricket (21), Yoga (20), Golf (5), Kayaking and Canoeing (6), Rowing (1), Wrestling (95), Netball (20), Swimming (28), Volleyball (30), Handball (30), Kho-Kho (10), Kabaddi (35), Wushu (2), Hockey (30), Basketball (35), Cycling (12). In view of Olympic event the department has added new sporting disciplines like Cycling, Fencing, Golf, Kayaking and Canoeing.

**8.215** In the year 2013-14, the Department organized different youth programmes and activities. These are, Adventure Sports, Cultural Promotion, Social Welfare, Celebrations of important days & weeks, incentives to Youth Clubs and training on Disaster Management. The department conducted District and State Youth Festival during the year and participated in the 18<sup>th</sup> National Youth Festival, held at Ludhiana (Punjab). In the National Youth Festival, the state's youth won laurels for the State by winning 02 Gold, 03 Bronze and 04 National Youth Awards. The state was declared over-all Champion of the National Youth Festival, 2014.

**8.216** The department's premier Sports School 'Motilal Nehru School of Sports', Rai (Sonapat) did very well both in academics and sports. It was ranked high among All India Schools in combining high standards in sports and education. The players of the school won 23 Gold, 45 Silver and 60 Bronze medals in different State and National level tournaments during the year 2013-14. In academics Yamini Batra of the school shattered all existing records by notching up 97.4 percent marks in the Humanities in the CBSE Class-XII examinations. She was the Haryana Topper in the Class-XII examinations for the session 2012-2013.

**8.217** During the year 2012-2013, the budget provision for the Sports & Youth Affairs department was ₹ 133.01 crore and in the financial year 2013-2014 budget provision is of ₹ 162.31 crore.

## **TOURISM**

**8.218** Haryana surrounds the National Capital Territory (NCT) of Delhi on 3 sides. The main activity of the Tourism Department is to develop tourism infrastructure and promote tourism in the State both in Public Sector and Private Sector. Haryana tourism currently has a network of 42 Tourist Complexes having 781 rooms, 15 Dormitories, 42 Restaurants, 36 Bars, 48 Convention Centers/Banquet/Conference/Multipurpose Halls, 5 Fast Foods, 1 Golf Course and 14 Filling Stations and one Convention Centre is also under construction at Red Bishop Tourist Complex, Panchkula. It has four institutes of Hotel Managements at Kurukshetra, Panipat, Faridabad & Rohtak and one is under construction at Yamuna Nagar. A comprehensive land policy has been provided for developing tourism in the Public Private Partnership under which Government lands can be given on lease for short term (upto 11 years) and for long term (upto 33 years). Greater employment generations by tourism promotion is a long term objective of the Department.

**8.219** During the current year the following projects have been completed/taken up by the Tourism Department:-

- i) Upgradation of infrastructure of Food Craft Institute to Institute of Hotel Management at Faridabad.
- ii) Renovation of fountains channels, Ramps, Paths, Jal Mahal, Cross channel, water recirculation, music system at Yadvindra Gardens, Pinjore is in progress.
- iii) Upgradation/Renovation of rooms at tourist complex Red Bishop, Panchkula, Hotel Rajhans, Hermitage Huts at Surajkund and Sunbird Motel is in progress.
- iv) Development of Morni & Tikkar Taal, and Hisar as a tourist destination.
- v) Restoration and revitalization of 3 Temples at Kapal Mochan complex, Ved Vayas Mandir at Bilaspur and Mata Mansa Devi Mandir at Panchkula.
- vi) Extension of Tilyar Lake at Rohtak.
- vii) Construction of the boys and girls hostel at IHM, Rohtak.
- viii) Modernization of IHM, Panipat.

**8.220** Projects namely, Meditation hall at Brahma Sarover, Kurukshetra, IHM, Yamunanagar, development of Yamunnagar-Panchkula-Paonta Sahib as a Mega Tourist Circuit and construction of the Convention Centre at Panchkula and Hissar and Jagadhari are under implementation. Projects such as construction of the Convention Centre at Yamunnagar, Pipli, Sound and Light Show at Tilyar Lake, Rohtak and Yadvindra Garden, Pinjore and construction of new tourist complex at Jhajjar are to be taken up during 2014-15.

**8.221** A training programme to create employable skills in the interested youth who are in the age group 18-28 and who are minimum 8<sup>th</sup> pass has been implemented from 2009-10 in IHMs and other private institutes and a total number of 2,110 candidates have been training upto 31<sup>st</sup> March, 2013. A total number of 1,733 candidates have been imparted training since April, 2013 to till date. The IHMs of Faridabad and Kurukshetra have organized unique skill development programmes for speech and hearing impaired persons in



which a total number of 70 persons were given skill development training. IHM Kurukshetra has organized six weeks course of House Keeping (from 13.5.2013 to 26.6.2013) for Speech and Hearing Impaired Persons. in which 61 students from different schools of Haryana are participating.

**8.222** From the year 2013, “Hunar Se Rozgar” scheme has been implemented by Haryana Tourism Corporation on World Tourism Day (27<sup>th</sup> September, 2013) at Tourist Complexes (Ambala, Karna Lake, Red Bishop, Pinjore, Morni, Rai, Blue Bird Hissar, Bahadurgarh, Magpie Faridabad, Sohna, Gurgaon, Dharuhera, Damdama & Hodal). 880 persons will be imparted training in Food Production (8 weeks - 440 persons) and Food & Beverage Service (6 weeks – 440 persons). They will also be given Tool Kit, Uniform and Stipend at the rate of ₹ 2,000 (Food Production) and ₹ 1,500 (F & B Service). After the skill test, the successful candidates will be awarded Certificates. By now 702 persons have been Registered for the said Training at Tourist Complexes (345 for Food Production and 357 for F & B Services).

**8.223** The 27<sup>th</sup> Surajkund International Craft Mela was held from 1<sup>st</sup> to 15<sup>th</sup> February, 2013. This time Karnataka State was the Theme State of the Mela. Over 600 Craft persons from different States of country and foreign countries like Sri Lanka, Nepal, Afghanistan, Uzbekistan, Tajikistan, Pakistan Maldeev, Bhutan and Thailand participated in the Mela. Similarly, more than 500 artists, folk dancers and singers performed in the Mela. The famous 22<sup>nd</sup> Mango Mela at Pinjore was organized on 6<sup>th</sup> and 7<sup>th</sup> July, 2013 and Mangoes Products from across the Northern part of India were displayed. The 8<sup>th</sup> Heritage Festival at world famous Yadvindra Gardens at Pinjore was organized from 30<sup>th</sup> November to 1<sup>st</sup> December, 2013. The festival has been a great attraction for the tourists. The 28<sup>th</sup> Surajkund Craft Mela was organised from 1<sup>st</sup> February, 2014 to 15<sup>th</sup> February, 2014. Goa was the theme State of this Mela.

## **ENVIRONMENT**

**8.224** The Haryana State Pollution Control Board has started online processing of applications for Consent to Establish, Consent to Operate required by industries under the provisions of The Water (Prevention and Control of Pollution) Act, 1974 & The Air (Prevention and Control of Pollution) Act, 1981. Authorization under Hazardous Waste (Management, Handling and Transboundary Movement) Rules, 2008 has also been computerized and these services are available on web enabled platform. These applications are being processed on-line by the Board and the industry gets Consent to Establish, Consent to Operate or Authorization On-line.

**8.225** Dyeing units operating in residential areas of Panipat are being relocated in newly developed Industrial Estate so that polluted effluents are effectively treated through

Common Effluent Treatment Plant and monitored as well as environmental contamination of ground water is avoided. For this purpose 498 plots has been allotted to various dyeing units. Out of 498 plots allotted, possession has been given for 450 plots. Further, 412 units have completed construction and 220 units have started production in newly allotted area. Construction for 20 units is in progress. For the treatment of effluent from these units, a Common Effluent Treatment Plant (CETP) of capacity 21 MLD is in operation. Presently, approximately 18.5 MLD of effluent is reaching to CETP for common treatment.

**8.226** Gujrat Enviro Protection and Infrastructure Ltd. (GEPIL) is operating a Common Hazardous Waste Treatment and Disposal Facility at Pali, Faridabad. This facility has incineration capacity of 12 to 14 tonne per day. The estimated life of the landfill site is 30 years. The Industrial units/projects covered under Hazardous Waste (Management and Handling & Transboundry Movement) Rules, 2008 are utilizing this facility for management and disposal of their Hazardous Waste.

**8.227** The Gas Based Thermal Power Plant at Faridabad has installed online stack monitoring facility and linked to the network of the Central Pollution Control Board (CPCB). This ensures effective and continuous monitoring of pollution levels from remote location. Haryana State Pollution Control Board has set up four continuous Ambient Air Quality monitoring stations at Gurgaon, Faridabad, Rohtak & Panchkula. Continuous data of Ambient Air Quality is being monitored through main server and also being supplied to the CPCB. This has facilitated generation of Ambient Air Quality data on continuous basis for better management of air quality.

**8.228** The Bio-chemical Oxygen Demand (BOD) level in the water of River Yamuna at Village-Palla before entering in Delhi territory remains well within permissible limits of 3 mg/litre.

**8.229** In order to preserve biological resources of the State, Haryana Bio-diversity Board has been constituted in pursuance of The Biological Diversity Act, 2002. The Board will help in documentation and preservation of biological resources of the State. It will also facilitate sharing of knowledge about biological resources of Haryana among the stakeholders.

**8.230** During the current financial year, State Environment Impact Assessment Authority has already cleared a record number of 204 projects for environment clearance under Environment Impact Assessment Notification, 2006.

**8.231** The Haryana State Action Plan on Climate Change has been prepared after consultation with various Government Departments. State action plan was approved by State Steering Committee on climate change. The approved plan has been sent to Ministry of Environment and Forest, Government of India for further endorsement.

## **20-POINT PROGRAMME**

**8.232** A number of programmes enlisted in the 20-Point Programme which addresses the needs and aspirations of the people have undertaken. The targets and achievements under 20-Point Programme are given in **Annexure 8.1**.

**8.233** Under Mahatma Gandhi National Rural Employment Guarantee Act (MGNREGA), any rural household seeking unskilled manual work could register its family with Gram Panchayat and obtain a Job Card. The Gram Panchayat was entrusted with the legal duty of providing at least 100 days work to the applicant within 15 days of the receipt of application. During the year 2013-14 (upto November, 2013), 61.72 lakh mandays employment were generated under this scheme in the State. Under Indira Awas Yojana scheme against the annual target of 18,029 houses for the year 2013-14, 3316 houses were constructed upto November, 2013. 628 houses were constructed against the target of 458 during the year 2013-14 (upto November, 2013) under EWS/LIG houses in urban areas scheme.

**8.234** Under National Rural Drinking Water Supply Scheme, habitations covered (partially covered, slipped back) and coverage of water quality affected habitation, the achievement of 310 and 4 habitations have been made against the target of 807 and 11 habitations up to November, 2013.

**8.235** During the year 2013-14, SC family assisted points has been divided into two parts namely (i) SC families assisted under SCA to SCSP & NSFDC and (ii) SC students assisted under Post Matric Scholarship. Against the targets of 19,394 & 78,120 the achievements have been made 51,945 & 6,264 till November, 2013 respectively to rise above the poverty line. Under Institutional Delivery scheme, 2.30 lakh women have availed the benefit. 148 ICDS Blocks and 25,838 Anganwadies (cumulative) are in operation upto November, 2013 in the State. 44,102 hectares area have been covered under plantations and 365 lakh seeding have been planted. Under PMGSY scheme, 4 km. road has been constructed against the target of 30 km. Upto November, 2013, 14,678 pump sets have been energized against the target of 20,025 pump sets.

## **HARYANA INSTITUTE OF PUBLIC ADMINISTRATION**

**8.236** Haryana Institute of Public administration (HIPA) has been set up by the Government of Haryana as multi disciplinary apex Training Institute to organize and impart in-service training to new entrants of the all India Services, Haryana Civil Services, Class-I & II Officers and also Ministerial Staff of the State Government and various Boards/Corporations to improve their capabilities to plan and effectively implement various development programmes and schemes to render expeditious services to the people.

\*\*\*

## PLAN STRATEGY & REVIEW

---

### PROJECTED 12<sup>TH</sup> FIVE YEAR PLAN (2012-17)

The State has projected the size of 12<sup>th</sup> Five Year Plan 2012-17 at ₹ 176760 crore to the Planning Commission, Government of India. This outlay includes an amount of ₹ 73570 crore for State Public Sector Enterprises (PSEs) and ₹ 13190 crore for Local Bodies to be met out from their own resources. Excluding the outlay of Public Sector Enterprises and Local Bodies, the Net State Plan Outlay for 12<sup>th</sup> Five Year Plan 2012-17 ₹ 90000 crore. This outlay is 157% higher than the outlay of 11<sup>th</sup> Five Year Plan. The objectives of the 12<sup>th</sup> Five Year Plan have been framed keeping in view the Approach Paper of Planning Commission as approved by the National Development Council in the meeting held on 22.10.2011. While allocating plan outlay for the departments, States usual plan strategy of growth with social justice and welfare will be continued during the 12<sup>th</sup> Plan. Accordingly, highest priority has been accorded to the social services sector with an allocated outlay of ₹ 49474.30 crore which is 54.97% of the total projected outlay of 12<sup>th</sup> Five Year Plan. Among social services, the highest priority has been accorded to the provision of pension for the old, the handicapped, the widows and the destitute as these are the most vulnerable sections of the society and the State owns a moral responsibility towards them. Accordingly, an outlay of ₹ 12176 crore (13.53%) has been kept for Social Justice & Empowerment. Women and Children are the other vulnerable sections which also need the State care. An amount of ₹ 1420 crore (1.58%) has been set apart for the Women and Child Development Programme including Nutrition. Education including Technical Education has been provided an outlay of ₹ 14800 crore (16.44%). Health Services including Medical Education have also been given a high priority in the Annual Plan by earmarking an outlay of ₹ 3737 crore (4.15%) for these services. An outlay of ₹ 5200 crore (5.77%) has been projected for augmenting the drinking water supply and improving sanitation. An allocation of ₹ 624 crore (0.69%) has been made for the Welfare of Scheduled Castes and Backward Classes. A provision of ₹ 7900 crore (8.77%) has been kept for Urban Development.

**9.2** The second highest priority has been given to the development/improvement of infrastructure of Irrigation, Power, Roads and Road Transport by earmarking an outlay of ₹ 24962 crore which is 27.74% of the total projected outlay during the 12<sup>th</sup> Five Year Plan.

## **ANNUAL PLAN 2012-13**

**9.3** State's Annual Plan for 2012-13 was approved by Planning Commission, Government of India for ₹ 26485 crore. Later on, in view of reassessment of State's resources, it was revised to ₹ 22935.73 crore. This outlay includes an amount of ₹ 7388.10 crore for the State Public Sector Enterprises (PSEs) and ₹ 1123.46 crore for Local Bodies to be met out from their own resources. Excluding the outlay of PSEs and Local Bodies, the Net State Plan Outlay for Annual Plan 2012-13 is ₹ 14424.17 crore.

**9.4** While allocating the revised sectoral outlays, priority was accorded to the social service sectors like Education, Social Security, Water Supply, Urban Development and Health etc. An amount of ₹ 8509.68 crore (59%) was kept for social services sector in the revised outlay of the State's Annual Plan 2012-13. Out of this allocation, an amount of ₹ 2200.80 crore (15.26%) was kept for Education & Technical Education, ₹ 1705 crore (11.82%) for Social Justice & Empowerment, ₹ 650 crore (4.51%) for Water Supply, ₹ 1654.20 crore (11.47%) for Urban Development, ₹ 853.12 crore (5.91%) for Health Services, Medical Education, Ayush, ESI & Food & Drug Administration and the balance of ₹ 1446.56 crore was allotted for Women & Child Development, ITI, Town & Country Planning, Welfare of SC & BC, Housing Sectors etc. In order to boost the infrastructure development, an amount of ₹ 3605 crore which is 24.99% of the total revised outlay of the State's Annual Plan 2012-13 has been allocated for the improvement/extension of the basic Infrastructure of Irrigation, Power, Roads & Transport and for Economic Stimulus Package. Under Infrastructure Development, highest priority was accorded to transport sector for which an amount of ₹ 1610 crore (11.16%) was provided. The second priority was given to Irrigation and Flood Control for which an amount of ₹ 905.00 crore (6.27%) was provided for Irrigation and Flood Control Sector. An outlay of ₹ 670 crore (4.65%) was kept for Power Sector in the Revised Annual Plan 2012-13. An amount of ₹ 420 crore (2.91%) has been kept for Economic Stimulus Package.

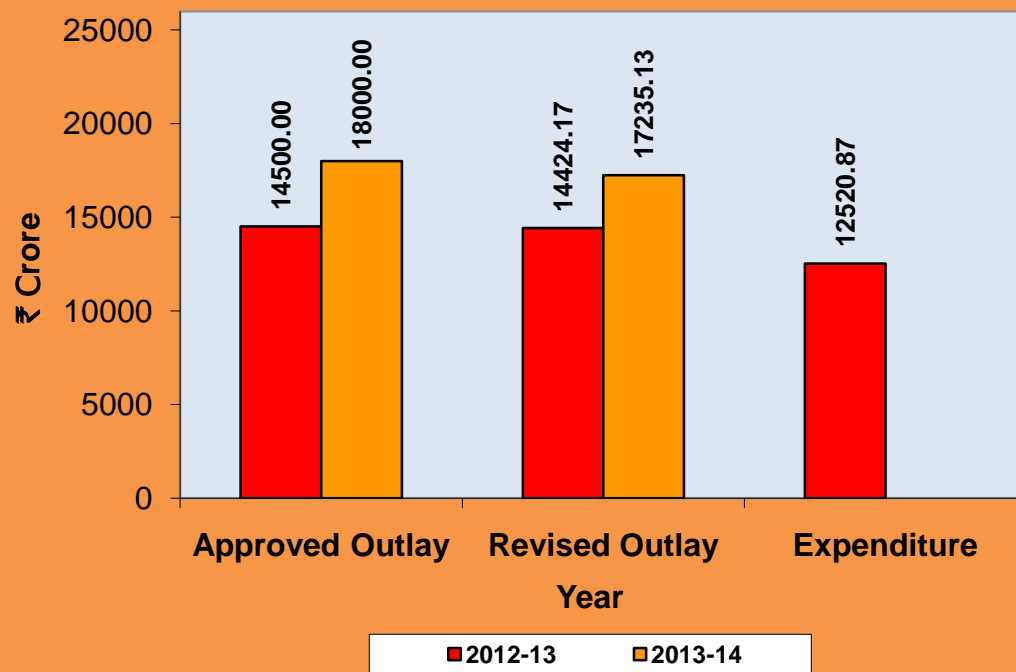
**9.5** An amount of ₹ 1182.53 crore (8.20%) was allocated to Agriculture and Allied Activities in the Revised Annual Plan 2012-13. An amount of ₹ 1101.54 crore (7.64%) was allocated to the Rural Development sector in the Revised Annual Plan 2012-13, which includes poverty alleviation programmes and other works for improving the rural infrastructure. In this sector, highest priority was given to Panchayati Raj Institutions under Thirteenth Finance Commission award and Community Development Programmes for which an outlay of ₹ 963.82 crore (6.68%) was kept in the Revised Annual Plan 2012-13. For the development of backward Mewat area and Hilly & Semi Hilly areas of districts of Ambala, Panchkula and Yamuna Nagar, Mewat Development Board & Shivalik Development Board have been allocated an amount of ₹ 23 crore (0.16%) in Revised Annual Plan 2012-13. A provision of ₹ 53.26 crore was made for

Industries in the Revised Annual Plan 2012-13. For Information Technology, an outlay of ₹ 22 crore was kept for the Revised Annual Plan 2012-13. To fill the gap between the demand for Public Transport services and existing fleet of State Roadways, an outlay of ₹ 132 crore was kept in Revised Annual Plan 2012-13. An allocation of ₹ 22 crore was kept in Revised Annual Plan 2012-13 for expansion of tourist facilities in existing tourist resorts. A provision of ₹ 100 crore was made in the Revised Annual Plan 2012-13 for Decentralised Planning & District Plan which will be utilized for development works of local nature. An allocation of ₹ 199.42 crore was kept for the Revised State Annual Plan 2012-13 for General Services. In this sector the highest priority was given to public works by providing an amount of ₹ 185.47 crore.

**9.6** Against the Revised Plan Outlay of ₹ 22935.73 crore, an expenditure of ₹ 19252.33 crore has been incurred which works out to 83.9% out of which an expenditure of ₹ 1054.77 crore (89.2%) under Agriculture and Allied Activities, Rural Development ₹ 1058.58 crore (96.1%), Special Area Programme ₹ 17.35 crore (75.4%), Irrigation and Flood Control ₹ 845.55 crore (93.4%), Energy ₹ 463.18 crore (69.1%), Industries & Minerals ₹ 58.08 crore (77.2%), Transport ₹ 1388.09 crore (86.2%), Science & Technology, Environment ₹ 18.54 crore (99.7%), General Economic Services ₹ 27.64 crore (94.9%), Decentralized & District Planning ₹ 97.76 crore (97.8%), Social Services ₹ 7315.92 crore (86%) and General Services ₹ 175.42 crore (88%) had been incurred.

**9.7** Under Centrally Sponsored Schemes (Sharing Basis), an expenditure of ₹ 2260.24 crore (64.4%) had been incurred against the revised outlay of ₹ 3354.57 crore under Central Share and expenditure of ₹ 815.53 crore (73.5%) has been incurred against the Revised Outlay of ₹ 1109.98 crore as State's Share. Under 100% Centrally Sponsored Schemes, an expenditure of ₹ 749.29 crore (66.7%) against Revised Outlay of ₹ 1123.85 crore had been incurred. An expenditure of ₹ 98 crore (59.3%) against Revised Outlay ₹ 165.25 crore, under Externally Aided Projects, an expenditure of ₹ 455.85 crore (78.3%) against Revised Outlay of ₹ 581.90 crore under Bharat Nirman Programme, an expenditure of ₹ 497.80 crore (68.3%) against Revised Outlay of ₹ 729.28 crore under 12<sup>th</sup> Finance Commission, an expenditure of ₹ 609.28 crore (67.0%) against Revised Outlay of ₹ 908.72 crore under CA/ACA, an expenditure for ₹ 2208.36 crore (76.2%) against Revised Outlay of ₹ 2896.38 crore under Earmarked Sector, an expenditure of ₹ 1809.35 crore (87.8%) against Revised Outlay of ₹ 2060.13 crore under Women Component and an expenditure of ₹ 2187.18 crore (83.7%) against Revised Outlay of ₹ 2613.36 crore under SCSP Component had been incurred.

**Fig.9.1- Performance Under 12th Five Year Plan (2012-17) of Haryana**



## **ANNUAL PLAN 2013-14**

**9.8** State's Annual Plan for 2013-14 was approved by Planning Commission, Government of India for ₹ 27072 crore. This outlay includes an amount of ₹ 7513 crore for State Public Sector Enterprises (PSEs) and ₹ 1558 crore for Local Bodies to be met out from their own resources. Excluding the outlays of PSEs and Local Bodies, the Net State Plan Outlay for Annual Plan 2013-14 was approved for ₹ 18000 crore. Later on, in view of reassessment of State's resources, it was revised to ₹ 24182.13 crore. This outlay includes an amount of ₹ 5786 crore for the State Public Sector Enterprises (PSEs) and ₹ 1161 crore for Local Bodies to be met out from their own resources. Excluding the outlay of PSEs and Local Bodies, the Net Revised State Plan Outlay for Annual Plan 2013-14 is ₹ 17235.13 crore.

**9.9** While allocating the revised sectoral outlays, priority was accorded to the social service sectors like Education, Social Security, Water Supply, Urban Development and Health etc. An amount of ₹ 9599.59 crore (55.70%) was kept for social services sector in the revised outlay of the State's Annual Plan 2013-14. Out of this allocation, an amount of ₹ 2882.93 crore (16.73%) was kept for Education & Technical Education, ₹ 1908.89 crore (11.07%) for Social Justice & Empowerment, ₹ 768.90 crore (4.46%) for Water Supply, ₹ 1867.00 crore (10.83%) for Urban Development, ₹ 922.39 crore (5.35%) for Health Services, Medical Education, Ayush & ESI and the balance of ₹ 1249.48 crore was allotted for Women & Child Development, ITI, Town & Country Planning, Welfare of SCs & BCs, Housing Sectors etc. In order to boost the infrastructure development, an amount of ₹ 4267.39 crore which is 24.76% of the total revised outlay of the State's Annual Plan 2013-14 has been allocated for the improvement/extension of the basic Infrastructure of Irrigation, Power, Roads & Transport and for Economic Stimulus Package. Under Infrastructure Development, highest priority was accorded to transport sector for which an amount of ₹ 2236.50 crore (12.98%) was provided. The second priority was given to Irrigation & Flood Control for which an amount of ₹ 939 crore (5.45%) was provided for Irrigation & Flood Control Sector. An outlay of ₹ 421.86 crore (2.45%) was kept for Power Sector in the Revised Annual Plan 2013-14. An amount of ₹ 670 crore (3.89%) has been kept for Economic Stimulus Package.

**9.10** An amount of ₹ 1427.24 crore (8.28%) was allocated to Agriculture and Allied Activities in the Revised Annual Plan 2013-14. A sum of ₹ 1285.40 crore (7.46%) was allocated to the Rural Development sector in the Revised Annual Plan 2013-14, which includes poverty alleviation programmes and other works for improving the rural infrastructure. In this sector, highest priority was given to Panchayati Raj Institutions under Thirteenth Finance Commission Award and Community Development Programmes for which an outlay of ₹ 1141 crore (6.62%) was kept in the Revised Annual Plan 2013-14. For the development of backward Mewat area and



Hilly & Semi Hilly areas of districts of Ambala, Panchkula and Yamuna Nagar, Mewat Development & Shivalik Development Board were set up and for which an allocation of ₹ 34 crore (0.20%) was made in Revised Annual Plan 2013-14. A provision of ₹ 60.70 crore was made for Industries in the Revised Annual Plan 2013-14. For Information Technology, an outlay of ₹ 29.60 crore was kept for the Revised Annual Plan 2013-14. To fill the gap between the demand for Public Transport services and existing fleet of State Roadways, an outlay of ₹ 181.50 crore was kept in Revised Annual Plan 2013-14. An allocation of ₹ 25.30 crore was kept in Revised Annual Plan 2013-14 for expansion of tourist facilities in existing tourist resorts. A provision of ₹ 300 crore was made in the Revised Annual Plan 2013-14 for Decentralised Planning & District Plan which will be utilized for development works of local nature. An allocation of ₹ 177.39 crore was kept for the Revised State Annual Plan 2013-14 for General Services. In this sector the highest priority was given to public works by providing an amount of ₹ 153.94 crore. The performance of State under various Plans is given in **Annexure 9.1 & 9.2 and Fig. 9.1.**

\*\*\*

## Annexure 2.1- Receipts of Haryana Government

(₹ crore)

Items	2010-11	2011-12	2012-13 (R.E.)	2013-14 (B.E.)
1	2	3	4	5
<b>1 Revenue Receipts (A+B)</b>	<b>25563.68</b>	<b>30557.59</b>	<b>37824.07</b>	<b>43780.33</b>
A) State's Own Sources (a+b)	20211.31	25121.11	29158.16	33946.82
a) State's own Tax Revenue (i to viii)	16790.37	20399.46	24289.81	28784.34
i) Land Revenue	10.02	10.95	16.81	19.33
ii) State Excise	2365.81	2831.89	3000.00	4000.00
iii) Sales Tax	11082.01	13383.69	16450.00	19288.61
iv) Taxes on Vehicles	457.36	740.15	770.00	850.00
v) Stamps & Registration	2319.28	2793.00	3350.00	3850.00
vi) Taxes on Goods & Passenger	387.14	429.32	470.00	520.00
vii) Taxes & Duties on Electricity	130.27	166.43	183.00	201.40
viii) Other Taxes & Duties on Commodities & Services	38.48	44.03	50.00	55.00
b) State's own Non-Tax Revenue (i to v)	3420.94	4721.65	4868.35	5162.48
i) Interest Receipts	689.34	864.96	1017.84	1090.13
ii) Dividends & Profits	2.48	1.64	7.31	7.72
iii) General Services	216.34	336.02	671.97	350.75
iv) Social Services	1363.56	1483.53	1780.00	1917.07
v) Economic Services	1149.22	2035.50	1391.23	1796.81
B) Central sources(c+d)	5352.37	5436.48	8665.91	9833.51
c) Share in central Taxes*	2301.75	2681.55	3170.29	3483.90
d) Grant in aid from Central Government	3050.62	2754.93	5495.62	6349.61
<b>2 Capital Receipts(i to iii)</b>	<b>6112.69</b>	<b>7033.06</b>	<b>7330.16</b>	<b>8860.52</b>
i) Recoveries of Loans	233.05	294.12	444.46	304.82
ii) Misc. Capital Receipts	8.00	9.24	12.18	12.47
iii) Public Debt(Net)	5871.64	6729.70	6873.52	8543.23
<b>Total Receipts(1+2)</b>	<b>31676.37</b>	<b>37590.65</b>	<b>45154.23</b>	<b>52640.85</b>

R.E.-Revised Estimates , B.E.-Budget Estimates

\* Share of net proceeds assigned to State by the Centre given under the head "other taxes & duties on commodities and services" included in share in central taxes instead of State's own tax revenue.

Source : State Budget Documents.

## Annexure 2.2- Expenditure of Haryana Government

(₹ crore)

Items		2010-11	2011-12	2012-13(R.E.)	2013-14(B.E.)
1		2	3	4	5
<b>1</b>	<b>Revenue Expenditure(A+B+C)</b>	<b>28310.19</b>	<b>32014.89</b>	<b>40987.45</b>	<b>46223.56</b>
	A Developmental (i+ii)	18900.81	21695.64	28487.22	31563.32
	i) Social Services	10904.08	12641.67	16293.77	18562.67
	ii) Economic Services	7996.73	9053.97	12193.45	13000.65
	B Non-Developmental (i to v)	9328.14	10219.83	12275.26	14481.30
	i) Organs of State	367.63	442.12	568.32	550.97
	ii) Fiscal Services	249.82	243.90	279.81	303.57
	iii) Interest Payment & Servicing of Debt.	3424.24	4151.70	5323.29	6589.25
	iv) Administrative Services	2191.18	2176.57	2597.70	2811.13
	v) Pensions & Miscellaneous General Services	3095.27	3205.54	3506.14	4226.38
	C Others*	81.24	99.42	224.97	178.94
<b>2</b>	<b>Capital Expenditure (D+E)</b>	<b>4752.97</b>	<b>5999.41</b>	<b>5425.84</b>	<b>6850.03</b>
	D Developmental (i+ii)	4454.70	5627.78	4966.96	6345.84
	i) Social Services	1565.80	1499.65	1898.65	2820.11
	ii) Economic Services	2888.90	4128.13	3068.31	3525.73
	E Non-Developmental (i+ii)	298.27	371.63	458.88	504.19
	i) General Services	198.94	235.32	273.30	294.56
	ii) Loans for Govt. Servant other than Housing	99.33	136.31	185.58	209.63
<b>3</b>	<b>Total Expenditure(1+2=4+5+6)</b>	<b>33063.16</b>	<b>38014.30</b>	<b>46413.29</b>	<b>53073.59</b>
<b>4</b>	<b>Total Developmental Expd. (A+D)</b>	<b>23355.51</b>	<b>27323.42</b>	<b>33454.18</b>	<b>37909.16</b>
<b>5</b>	<b>Total Non-Developmental Expd. (B+E)</b>	<b>9626.41</b>	<b>10591.46</b>	<b>12734.14</b>	<b>14985.49</b>
<b>6</b>	<b>Others* (c)</b>	<b>81.24</b>	<b>99.42</b>	<b>224.97</b>	<b>178.94</b>

R.E.- Revised Estimates

B.E.-Budget Estimates

\*Compensation & assignment to local body and Panchayati Raj Institutions.

Source : State Budget Documents.

### Annexure 2.3- Financial Position of Haryana Government

(₹ crore)

	Item	2010-11	2011-12	2012-13 (R.E.)	2013-14 (B.E.)
	1	2	3	4	5
<b>1</b>	<b>Opening Balance</b>				
	According to Books of				
	a) AG	(-)1131.66	(-)1775.86	(-)49.46	(-)38.52
	b) RBI	(-)1124.41	(-)1771.03	(-)39.96	(-)29.02
<b>2</b>	<b>Revenue Account</b>				
	a) Receipts	25563.68	30557.59	37824.07	43780.33
	b) Expenditure	28310.19	32014.89	40987.45	46223.56
	c) Surplus/Deficits	(-)2746.51	(-)1457.30	(-)3163.38	(-)2443.23
<b>3</b>	<b>Misc. Capital Receipt</b>	8.00	9.24	12.18	12.47
<b>4</b>	<b>Capital Outlay</b>	4031.10	5372.34	4677.62	5766.49
<b>5</b>	<b>Public Debt</b>				
	a) Debt Incurred	10513.20	11741.10	17422.34	21648.13
	b) Repayments	4641.56	5011.40	10548.82	13104.90
	c) Net	(+)5871.64	(+)6729.70	(+)6873.52	(+)8543.23
<b>6</b>	<b>Loans &amp; Advances</b>				
	a) Advances	721.87	627.07	748.22	1083.54
	b) Recoveries	233.05	294.12	444.46	304.82
	c) Net	(-)488.82	(-)332.95	(-)303.76	(-)778.72
<b>7</b>	<b>Inter State Settlement</b>	-	-	-	-
<b>8</b>	<b>Appropriation to Contingency Fund</b>	190.00	-	-	-
<b>9</b>	<b>Contingency Fund (Net)</b>	(+)190.00	-	-	-
<b>10</b>	<b>Small Saving, Provident Fund etc. (Net)</b>	(+)747.80	(+)718.53	(+)780.46	(+)908.29
<b>11</b>	<b>Deposits &amp; Advances, Reserve Fund and Suspense &amp; Misc. (Net)</b>	(-)310.28	(+)1216.64	(+)521.64	(-)217.98
<b>12</b>	<b>Remittances(Net)</b>	(+)305.08	(+)214.88	(-)32.10	(-)245.31
<b>13</b>	<b>Net(On year's Account)</b>	(-)644.19	(+)1726.40	(+)10.94	(+)12.26
<b>14</b>	<b>Year's Closing Balance</b>				
	According to Books of				
	a) AG	(-)1775.85	(-)49.46	(-)38.52	(-)26.26
	b) RBI	(-)1771.03	(-)39.96	(-)29.02	(-)16.76

R.E.- Revised Estimates

B.E.-Budget Estimates

Source: State Budget Documents.

**Annexure 2.4- Budgetary Expenditure of Haryana Govt. as per  
Economic Classification**

(₹crore)

Items	2010-11	2011-12	2012-13 (R.E.)	2013-14 (B.E.)
1	2	3	4	5
<b>I Administrative Departments (1 to 7)</b>	<b>30426.31</b>	<b>32688.08</b>	<b>42607.94</b>	<b>48905.41</b>
1. Consumption Expenditure (i+ii)	13159.02	13780.07	16078.55	18895.97
i) Compensation of Employees	11710.09	12209.73	14342.18	16030.49
ii) Net Purchase of Commodities & Services including Maintenance	1448.93	1570.34	1736.37	2865.48
Current Transfers*	12020.03	12939.48	18929.51	20155.11
3. Gross Capital Formation	2636.94	2717.21	3856.77	5001.67
4. Capital Transfers	1207.95	1763.02	2403.77	3215.58
5. Net Purchase of Financial Assets	661.28	827.69	578.56	544.69
6. Loan Advances	721.87	627.07	748.22	1083.54
7. Net purchase of Physical Assets	19.22	33.54	12.56	8.85
<b>II Departmental Commercial Undertakings (1 to 6)</b>	<b>3104.97</b>	<b>3298.35</b>	<b>3844.33</b>	<b>4173.20</b>
1. Purchase of Goods & Services including Maintenance	402.78	473.49	1027.98	1122.37
2. Compensation of Employees	1453.68	1394.94	1647.40	1759.97
3. Consumption of Fixed Capital (Depreciation)	32.94	32.96	33.95	33.97
4. Interest	403.95	440.94	399.56	418.41
5. Gross Capital Formation	791.79	936.72	726.86	824.35
6. Net Purchase of Physical Assets	19.83	19.30	8.58	14.13
<b>Total Expenditure(I+II)</b>	<b>33531.28</b>	<b>35986.43</b>	<b>46452.27</b>	<b>53078.61</b>

R.E – Revised Estimates

B.E. – Budget Estimates

\* Current Transfers also include subsidies & interest.

Source: State Budget Documents/Deptt. of Economic and Statistical Analysis, Haryana.

#### Annexure 4.1- Agriculture Indices in Haryana

(Base : Triennium ending 2007-08 = 100)

Year	Area	Average Yield	Production
2007-08	100.10	104.78	104.88
2008-09	100.70	107.42	108.18
2009-10	101.46	104.06	105.57
2010-11	101.45	107.55	109.10
2011-12	104.83	116.25	121.86
2012-13(P)	112.83	102.50	115.65

Source: Deptt. of Economic and Statistical Analysis, Haryana

P: Provisional

Note:-Indices are based on 21 selected crops.

#### Annexure 4.2 Crop-wise Agriculture Production Indices in Haryana

(Base: Triennium ending 2007-08 =100)

Year	Cereals	Pulses	Total Food-Grains	Oil Seeds	Fibre Crops	Miscellaneous	Total Non-Foodgrains	All Crops
2007-08	106.45	87.39	106.14	81.79	108.88	103.58	102.17	104.88
2008-09	110.33	149.75	110.97	121.20	107.81	79.34	102.20	108.18
2009-10	107.23	84.69	106.86	115.01	111.09	79.60	102.80	105.57
2010-11	113.46	135.73	113.82	128.03	101.21	75.63	99.00	109.10
2011-12	126.07	92.76	125.53	100.02	151.89	54.56	114.02	121.86
2012-13 (P)	114.05	67.03	113.29	128.74	138.16	83.64	120.70	115.65

Source: Deptt. of Economic and Statistical Analysis, Haryana

P: Provisional

Note:-Indices are based on 21 selected crops.

**Annexure 5.1 Annual Index of Industrial Production**
**Base Year 2004-05=100**

Group	Description	Weight	Index	
			2011-12	2012-13 (P)
1	2	3	4	5
15	Food products and beverages	54.98	152.8	163.4
16	Tobacco products	0.55	94.5	95.3
17	Textiles	38.77	78.8	70.4
18	Wearing apparel; dressing & dyeing of fur	47.59	143.0	158.5
19	Tanning & dressing of leather; manufacture of luggage, handbags, saddlery, harness and footwear	6.25	107.6	97.5
20	Wood & products of wood & cork, except furniture; manufacture of articles of straw & plating materials	3.11	157.6	167.1
21	Paper & paper products	9.67	112.1	119.4
22	Publishing, printing & reproduction of recorded media	2.72	86.5	87.6
23	Coke, refined petroleum products and nuclear fuel	0.25	144.4	155.4
24	Chemicals & chemicals products	36.73	156.5	159.8
25	Rubber and plastic products	31.07	122.9	138.9
26	Other non-metallic mineral products	14.70	136.4	150.6
27	Basic metals	109.70	158.6	197.6
28	Fabricated metal products, except machinery and equipment	24.55	205.6	221.7
29	Machinery & equipment n.e.c.	63.15	205.7	254.1
30	Office, accounting & computing machinery	4.12	216.3	234.2
31	Electrical machinery & apparatus n.e.c.	22.81	131.2	147.8
32	Radio, television and communication equipment and apparatus	7.44	190.1	200.4
33	Medical, precision & optical instruments, watches and clocks	17.10	127.0	131.0
34	Motor vehicles, trailers and semi-trailers	233.94	193.7	180.5
35	Other transport equipment	173.52	176.3	175.5
36	Furniture; manufacturing n.e.c.	15.50	72.4	78.7
	Manufacturing	918.22	165.9	173.6
	Electricity	81.78	230.4	243.5
	General Index	1000.00	171.2	179.3

P= Provisional Source:- Economic &amp; Statistical Analysis Department, Haryana.

## Annexure 5.2- Index of Industrial Production (IIP) in Haryana

(Base Year 2004-05)

<b>Year</b>	<b>Manufacturing</b>	<b>Electricity</b>	<b>General Index</b>
2005-06	107.5	116.6	108.2
2006-07	118.6	128.5	119.4
2007-08	126.3	132.9	126.8
2008-09	129.4	154.8	131.5
2009-10	144.8	176.2	147.4
2010-11	159.7	181.0	161.5
2011-12	165.9	230.4	171.2
2012-13 (P)	173.6	243.5	179.3

P= Provisional Source:- Economic & Statistical Analysis Department, Haryana.



**Annexure 5.3 Growth of Industry Product Groups ( at 2 digit Level)**  
**(IIP Base year 2004-05=100)**

<b>Industry Group</b>	<b>Weight</b>	<b>2010-11</b>	<b>2011-12</b>	<b>2012-13(P)</b>
Manufacturing	918.22	10.3	3.9	4.6
<b>Industrial Groups with growth rates above 10 percent during 2012-13</b>				
18. Manufacture of wearing apparel; dressing and dyeing of fur	47.59	3.9	1.5	10.9
25. Manufacturing of rubber and plastics products	31.07	6.9	-13.5	13.0
26. Manufacture of other non-metallic mineral products	14.70	8.3	8.3	10.4
27. Manufacture of basic metals	109.70	3.3	14.5	24.6
29. Manufacture of machinery & equipment n.e.c.	63.15	14.2	21.3	23.5
31. Manufacture of electrical machinery & apparatus n.e.c.	22.81	-0.2	-1.7	12.6
<b>Industry Groups with growth rates between 5 percent to 10 percent during 2012-13</b>				
15. Manufacture of food products and beverages	54.98	4.8	8.7	6.9
20. Manufacture of wood and of products of wood & cork, except furniture; manufacture of furniture, manufacture of articles of straw & plating materials	3.11	1.9	18.2	6.1
21. Manufacture of paper and paper products	9.67	1.5	19.9	6.5
23. Manufacture of coke, refined petroleum products and nuclear fuel	0.25	10.7	6.4	7.6
28. Manufacture of Fabricated metal products, except machinery and equipment	24.55	26.7	3.0	7.8
30. Manufacture of office, accounting & computing machinery	4.12	14.3	43.7	8.3
32. Manufacture of Radio, television and communication equipment and apparatus	7.44	17.1	5.2	5.4
36. Manufacture of Furniture; manufacturing n.e.c.	15.50	-11.5	0.4	8.7
<b>Industry Groups with growth rates below 5 percent during 2012-13</b>				
16. Manufacture of tobacco products	0.55	-22.7	-13.0	0.9
22. Publishing, printing & reproduction of recorded media	2.72	1.4	-1.3	1.3
24. Manufacture of Chemicals & chemicals products	36.73	9.3	0.2	2.1
33. Manufacture of medical, precision and optical instruments, watches & clocks	17.10	14.0	-17.7	3.2
<b>Industrial Groups with negative growth rates during 2012-13</b>				
17. Manufacture of textiles	38.77	-13.1	-15.0	-10.7
19. Tanning and dressing of leather; manufacture of luggage, handbags, saddlery, harness and footwear	6.25	-3.1	-14.5	-9.4
34. Manufacture of motor vehicles, trailers & semi trailers	233.94	17.7	-1.9	-6.8
35. Manufacture of Other transport equipment	173.52	9.5	7.7	-0.5

Source:- Economic & Statistical Analysis Department, Haryana.

**Annexure 8.1- Achievements under 20-Point Programme**

Point / Item		Unit	2013-14( upto Nov.2013 )	
			Target	Achievement
01A	Mahatma Gandhi National Rural Employment Guarantee Act	Lakh Mandays	NT	61.72
06 A	Houses Constructed (Indira Awas Yojana)	Number	18029	3316
06B	Houses Constructed-EWS/LIG Houses in Urban Areas	Number	458	628
07A03	(i) Habitations Covered (Partially Covered & Slipped Back	Number	807	310
07A04	(ii) Coverage of Water Quality Affected Habitations	Number	11	4
08E	Institutional Delivery	Number in Lakh	NT	2.30
10A 02	SC Families Assisted	Number	19394	51945
10A 03	SC Students Assisted	Number	78120	6264
12A	ICDS Blocks Operational (Cumulative)	Cumulative Number	148	148
12B	Anganwadis Functional (Cumulative)	Cumulative Number	25727	25838
15A1	Area Covered Under Plantation	Hectares	64890	44102
15A2	Seedlings Planted	Number in Lakh	421.79	365.00
17A	Length of Road Constructed	K.M.	30	4
18D	Pump Sets Energized	Number	20025	14678

N T- Non Targetable

Source: Department of Economic and Statistical Analysis, Haryana.

### Annexure 9.1- Outlay/Expenditure Under Plans of Haryana

(₹ in crore)

Plan Period		Approved Outlay	Expenditure
1	2	3	4
Annual Plan	1966-69	77.11	94.14
Fourth Plan	1969-74	225.00	358.26
Fifth Plan	1974-79	601.35	677.34
Annual Plan	1979-80	219.76	202.96
Sixth Plan	1980-85	1800.00	1595.47
Seventh Plan	1985-90	2900.00	2510.64
Annual Plan	1990-91	700.00	615.02
Annual Plan	1991-92	765.00	699.39
Eighth Plan	1992-97	5700.00	4899.19
Ninth Plan	1997-02	11600.00	7986.12
Tenth Plan	2002-07	12000.00	12979.64
Eleventh Plan	2007-12	35000.00	43161.22
<b>Twelfth Plan</b> Proposed Outlay	<b>2012-17</b>	90000.00	
<b>Annual Plan</b> (i) Approved Outlay (ii) Revised Outlay	2012-13	14500.00 14424.17	12520.87
<b>Annual Plan</b> (i) Approved Outlay (ii) Revised Outlay	<b>2013-14</b>	18000.00 17235.13	

Source: Department of Economic & Statistical Analysis, Haryana.

**Annexure 9.2- Performance of Projected 12<sup>th</sup> Five Year Plan and Annual Plans 2012-13 and 2013-14 of Haryana**

(₹ in crore)

Sr. No.	Major Head of Development	12 <sup>th</sup> Plan (2012-17)	Annual Plan 2012-13	Annual Plan 2013-14
		Projected Outlay	Actual Exp.	Revised Outlay
1	2	3	4	5
I	AGRICULTURAL & ALLIED ACTIVITIES	5880.00 (6.53)	1054.77 (8.42)	1427.24 (8.28)
II	RURAL DEVELOPMENT	6223.00 (6.91)	1058.57 (8.46)	1285.40 (7.46)
III	SPECIAL AREA PROGRAMME	202.00 (0.22)	17.35 (0.14)	34.00 (0.20)
IV	IRRIGATION & FLOOD CONTROL	7700.00 (8.55)	845.55 (6.75)	939.00 (5.45)
V	ENERGY	7402.00 (8.23)	463.18 (3.70)	421.86 (2.45)
VI	INDUSTRIES & MINERALS	647.00 (0.73)	58.08 (0.46)	91.50 (0.53)
VII	TRANSPORT	9860.00 (10.96)	1388.09 (11.09)	2236.50 (12.98)
VIII	SCIENCE & TECHNOLOGY, ENVIRONMENT	120.00 (0.13)	18.54 (0.15)	23.15 (0.13)
IX	GENERAL ECONOMIC SERVICES	200.00 (0.22)	27.64 (0.22)	29.50 (0.17)
X	DECENTRALISED PLANNING	1555.00 (1.73)	97.76 (0.76)	300.00 (1.74)
XI	SOCIAL SERVICES	49474.30 (54.97)	7315.92 (58.43)	10269.59 (59.59)
XII	GENERAL SERVICES	736.70 (0.82)	175.42 (1.40)	177.39 (1.03)
<b>Grand Total (I-XII)</b>		<b>90000.00</b> <b>(100.00)</b>	<b>12520.87</b> <b>(100.00)</b>	<b>17235.13</b> <b>(100.00)</b>

Note: Figures in brackets are the percentages.

Source: Department of Economic & Statistical Analysis, Haryana.