

Publication No.1159
Available at Deptt. Website: www.esaharyana.gov.in



GOVERNMENT OF HARYANA

Economic Survey of Haryana 2016-17

Issued by:
DEPARTMENT OF ECONOMIC AND STATISTICAL ANALYSIS, HARYANA
YOJANA BHAWAN, SECTOR – 4, PANCHKULA
2017

CONTENTS

HARYANA AT A GLANCE

(i-ii)

<u>CHAPTER</u>	<u>TITLE</u>	<u>PAGE(S)</u>
CHAPTER-1	HARYANA ECONOMY AND PROSPECTS	1-14
CHAPTER-2	PUBLIC FINANCE, BANKING & CREDIT AND FINANCIAL INCLUSION	15-29
CHAPTER-3	AGRICULTURE & ALLIED SECTOR	30-60
CHAPTER-4	INDUSTRY, POWER, ROADS AND TRANSPORT	61-86
CHAPTER-5	EDUCATION AND IT	87-111
CHAPTER-6	HEALTH AND WOMEN & CHILD DEVELOPMENT	112- 129
CHAPTER-7	PANCHAYATI RAJ, RURAL AND URBAN DEVELOPMENT	130-140
CHAPTER-8	SOCIAL SECTOR	141-163
	<i>ANNEXURE</i>	164-171

HARYANA AT A GLANCE

ITEM	PERIOD/ YEAR	UNIT	STATUS HARYANA	STATUS INDIA
GEOGRAPHICAL AREA		Sq. Km.	44,212	32,87,469
ADMINISTRATIVE SET UP	February, 2017	No.		
(a) Divisions			6	
(b) Districts			22	
(c) Sub-Divisions			71	
(d) Tahsils			93	
(e) Sub-Tahsils			49	
(f) Blocks			140	6,374
(g) Towns	Population Census 2011		154	5,161
(h) Villages (including inhabited)	Population Census 2011		6,841	5,93,732
POPULATION	Population Census 2011	No.		
(a) Total			2,53,51,462	1,21,05,69,573
(b) Male			1,34,94,734	62,31,21,843
(c) Female			1,18,56,728	58,74,47,730
(d) Rural			1,65,09,359	83,34,63,448
Percentage of Rural Population			65.12	68.85
(e) Urban			88,42,103	37,71,06,125
(f) Density of Population		Per Sq. Km.	573	382
(g) Literacy Rate	Male	Percent	84.1	80.9
	Female		65.9	64.6
	Total		75.6	74.0
(h) Sex Ratio		Female per Thousand Male	879	943
VITAL STATISTICS	2014	Per Thousand		
(a) Birth Rate				
(i) Combined			21.2	21.0
(ii) Rural			22.6	22.7
(iii) Urban			18.7	17.4
(b) Death Rate				
(i) Combined			6.1	6.7
(ii) Rural			6.6	7.3
(iii) Urban			5.4	5.5
(c) Infant Mortality Rate				
(i) Combined			36	39
(ii) Rural			40	43
(iii) Urban			29	26
(d) Maternal Mortality Ratio (MMR)	2007-09	Death per Lakh Live Birth	153	
LAND UTILIZATION	2013-14			
(a) Area Under Forest		Percent	4.00	21.85
(b) Net Area Sown		Thousand Hect.	3,497	1,41,428
(c) Area Sown More than Once			2,974	59,431
(d) Total Cropped Area			6,471	2,00,859

(e) Net Area Sown to Total Geographical Area		Percent	7.91	43.02
(f) Area Sown More than Once to Net Area Sown			85.04	42.02
OPERATIONAL HOLDINGS	Agri. Census 2010-11	Number (000)		
(a) No. of Operational Holdings			1,617	1,37,757
(b) Area of Operational Holdings		Thousand Hect.	3,646	1,59,180
(c) Average Size of Holdings		Hect.	2.25	1.16
POWER	2014-15			
(a) Total Installed Capacity		MW	11,102	2,71,722
(b) Power Available for Sale		Lakh KWH	4,38,956	
(c) Power Sold		Lakh KWH	3,19,973	8,14,25,001
(d) Electricity Consumers		No.	55,62,009	23,76,65,162
STATE INCOME (At Current Prices)	2015-16 (Quick Estimates)	Rupees Crore		
(a) Gross State Domestic Product (GSDP)			4,85,184	1,36,75,331
(b) Gross State Value Added (GSVA)			4,38,095	1,24,51,938
(b) Agriculture and Allied Sector GSVA			83,967	21,72,910
(c) Industry Sector GSVA			1,39,025	36,83,358
(d) Services Sector GSVA			2,15,103	65,95,670
(e) Per Capita Income		Rupees	1,62,034	94,178
Plan Outlay		Rupees Crore		
12 th Five Year Plan Outlay (Projected)	2012-17		*1,76,760	
Annual Plans :-				
Annual Plan Outlay	2015-16		24,870.87	
Revised Plan Outlay			42,591.34	
Annual Plan Outlay	2016-17		40,078.53	

* Includes PSUs & Local Bodies Outlay

HARYANA ECONOMY AND PROSPECTS

The economic growth of Haryana has been exemplary except some period since its creation as a separate State. Though, Haryana is geographically a small State, the contribution of the State in the National Gross Domestic Product at constant (2011-12) prices has been estimated to be 3.5 percent as per the Quick Estimates of 2015-16.

GROSS STATE DOMESTIC PRODUCT

1.2 The Department of Economic & Statistical Analysis, Haryana (DESA) prepares the estimates of Gross State Domestic Product (GSDP). As per the Advance Estimates for the year 2016-17, the GSDP of the State at current prices has been recorded as ₹ 5,47,396.06 crore recording the growth of 12.8 percent over the previous year. The GSDP in 2016-17 is expected to reach at the level of ₹ 4,34,607.93 crore with the growth of 8.7 percent at constant (2011-12) prices. The real growth of 8.7 percent recorded in GSDP of the State in 2016-17 is higher than the All India GDP growth of 7.1 percent. As per the Quick Estimates, the GSDP of the State at current prices has been estimated as ₹ 4,85,183.99 crore for 2015-16 as against the Provisional Estimates of ₹ 4,37,462.07 crore in 2014-15 registering the growth of 10.9 percent. The GSDP at constant (2011-12) prices for 2015-16 has been estimated as ₹ 3,99,645.94 crore as against the Provisional Estimates of ₹ 3,66,635.87 crore for 2014-15 recording the growth of 9.0 percent. The GSDP of the State at current and constant

(2011-12) prices is given in **Table 1.1** whereas the growth in real terms is shown in **Table 1.2**.

Table 1.1- Gross State Domestic Product of Haryana.

Year	₹ Crore	
	At Current Prices	At Constant (2011-12) Prices
2011-12	297538.52	297538.52
2012-13	347032.01	320569.52
2013-14(P)	400662.12	346799.32
2014-15(P)	437462.07	366635.87
2015-16(Q)	485183.99	399645.94
2016-17(A)	547396.06	434607.93

P: Provisional Estimates, Q: Quick Estimates, A: Advance Estimates

Source: Department of Economic & Statistical Analysis, Haryana.

1.3 The growth in real Gross State Value Added (GSVA) was recorded as 7.6 percent during the year 2013-14. During 2014-15, the growth in GSVA fell down to 5.2 percent which may be mainly attributed to the low growth (2.2%) recorded in Industry Sector and negative growth of 1.9 percent achieved in Agriculture & Allied Sector. The growth in GSVA in 2015-16 improved to 8.4 percent because of higher growth recorded in Services (10.9%) and Industry (7.9%) Sectors. During the year 2016-17,

the growth in GSVA further improved to 8.6 percent which is mainly due to the higher growth recorded in Services (10.8%) and Agriculture & Allied (6.4%) Sectors. This growth of

8.6 percent in State GSVA in 2016-17 is higher as compared to the All India GVA growth of 7.0 percent (**Table 1.2 and Fig. 1.1**).

Table 1.2- Growth in Gross State Value Added at Constant (2011-12) Prices.

Sector	Haryana				All India
	2013-14(P)	2014-15 (P)	2015-16 (Q)	2016-17 (A)	2016-17(A)
Agriculture & Allied	2.8	-1.9	2.9	6.4	4.1
Industry	7.4	2.2	7.9	6.4	5.2
Services	9.9	10.3	10.9	10.8	8.8
GSVA	7.6	5.2	8.4	8.6	7.0
GSDP	8.2	5.7	9.0	8.7	7.1

P: Provisional Estimates, Q: Quick Estimates, A: Advance Estimates
Source: Department of Economic and Statistical Analysis, Haryana.

Structural Transformation of State Economy

1.4 At the time of formation of Haryana State, the State economy was predominantly rural and agriculture based. At the beginning year (1969-70) of 4th Five Year Plan, the contribution of Agriculture and Allied Sector (crops, livestock, forestry and fishing) in the GSDP at constant prices was largest (60.7%) followed by Services (21.7%) and Industry (17.6%) Sectors. At that time, the predominance of Agriculture (crops and livestock) Sector was highly responsible for instability in the growth rate of the economy due to fluctuations in agricultural production. Thereafter, the major drive towards diversification and modernization of State economy started and continued successfully in the following Five Years Plans.

1.5 During the period of 37 years (1969-70 to 2006-07) intervening 4th and 10th Five Year Plans, Industry and Services Sectors registered higher growth rate than the Agriculture and Allied Sector which resulted in the increased

share of Industry and Services Sectors and decreased share of Agriculture and Allied Sector in the GSDP. The share of Agriculture and Allied Sector in GSDP declined from 60.7 percent in 1969-70 to 21.3 percent in 2006-07 while the share of Industry Sector increased from 17.6 percent in 1969-70 to 32.1 percent in 2006-07. The share of Services Sector increased from 21.7 percent to 46.6 percent during this period.

1.6 During the period of 11th Five Year Plan and onwards, the pace of structural transformation of the State economy remained continued. Consequent upon the robust growth recorded in Services Sector in this period, the share of Services Sector in GSVA further strengthened to 51.7 percent in 2016-17 with the decrease in the share of Agriculture & Allied Sector at 17.8 percent. Thus, the composition of GSDP shows that the share of Agriculture & Allied Sector is continuously declining whereas the share of Services Sector is continuously increasing.

Fig. 1.1- Growth of GSVA of Haryana at Constant (2011-12) Prices

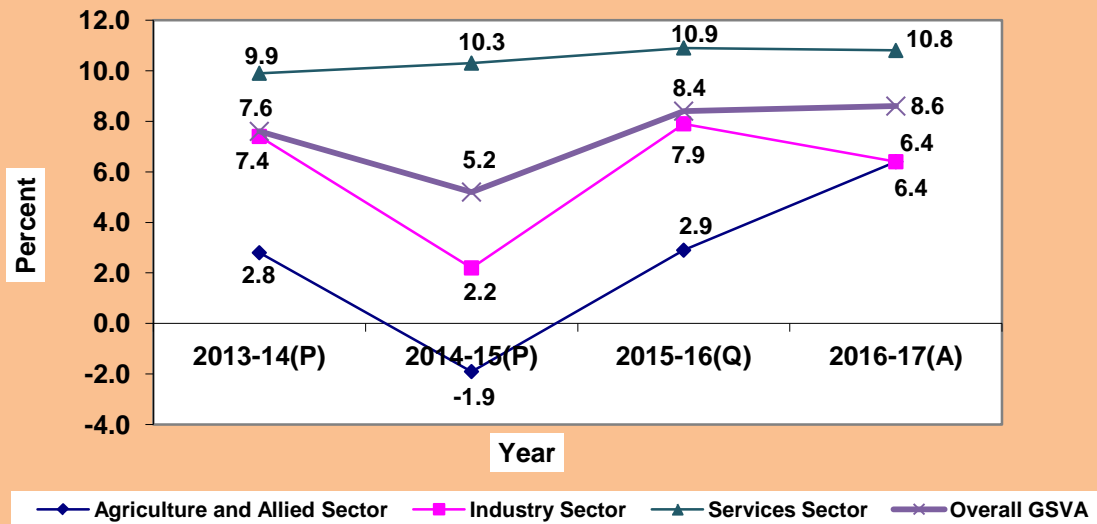
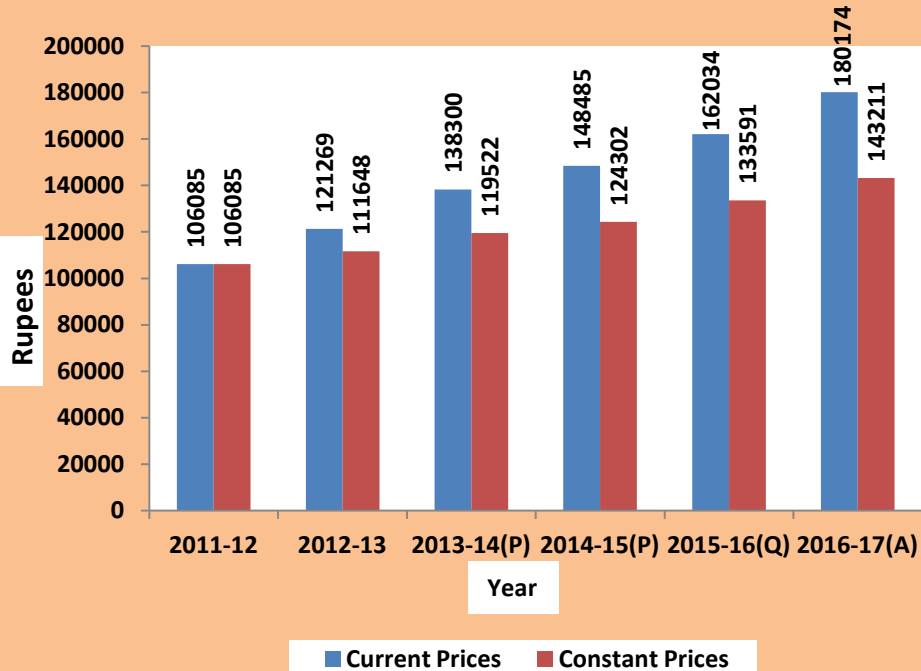


Fig. 1.2- Per Capita Income of Haryana



PER CAPITA INCOME

1.7 The per capita income (Per Capita Net State Domestic Product) is another important indicator to assess the economic growth as well as the living standard of the people. During the year 1966-67, the per capita income of the State at current prices was only

Table 1.3- Per Capita Income.

Year	Per Capita Income of Haryana (₹)		Per Capita Income of All India (₹)	
	At Current Prices	At Constant (2011-12) Prices	At Current Prices	At Constant (2011-12) Prices
2011-12	106085	106085	63460	63460
2012-13	121269	111648	71011	65568
2013-14(P)	138300	119522	79146	68717
2014-15(P)	148485	124302	86513	72712
2015-16(Q)	162034	133591	94178	77524
2016-17(A)	180174	143211	103007	81805

P: Provisional Estimates, Q: Quick Estimates, A: Advance Estimates

Source: Department of Economic and Statistical Analysis, Haryana.

1.8 The per capita income of the State at constant (2011-12) prices as per Advance Estimates is expected to reach at the level of ₹ 1,43,211 during 2016-17 as against ₹ 1,33,591 in 2015-16 indicating an increase of 7.2 percent during 2016-17. At current prices, the State per capita income is likely to reach at the level of ₹ 1,80,174 during 2016-17 as compared to that of ₹ 1,62,034 in 2015-16 showing an increase of 11.2 percent during 2016-17. It is also observed that the per capita income of the State at both current and constant prices is higher as compared to the National per capita income.

AGRICULTURE & ALLIED SECTOR

1.9 Agriculture is the primary sector of our State economy and majority of the population is directly or indirectly dependent on agriculture and its allied activities. Accordingly, State has

₹ 608. Since then, the per capita income has increased multi fold. The per capita income of the State at current and constant (2011-12) prices during the years 2011-12 to 2016-17 has been presented in **Table 1.3 and Fig. 1.2.**

accorded high priority to agriculture sector since its creation on 1st November, 1966. The strong infrastructure facilities like metalled roads, rural electrification, network of canals, development of market yards etc. were created which provided much needed impetus to agriculture development in the State. Creation of these facilities coupled with agriculture research support and excellent extension network to disseminate the information related to improved farm practices for farmers yielded tangible results. The State has been converted from a food deficient to a food surplus State. The State has become the second highest contributor of food-grains to the Central pool and has contributed about 15.6 percent of food-grains to the central pool despite of a very less area of 1.4 percent of the country.

1.10 The Agriculture Sector has always been an important contributor to the Gross State Domestic Product (GSDP). However, as a consequence of rapid structural transition of the State economy over the years, the contribution of the Agriculture & Allied Sector at constant (2011-12) prices went down to only 17.8 percent of the GSVA during the year 2016-17. The economic growth of the State has become more sensitive to the growth in Industry and Services Sectors during the past few years but the recent experience suggests that high GSAV growth without consistent and rapid agricultural growth is likely to accelerate inflation in the State which would jeopardize the larger growth process. Therefore, the growth of Agriculture and Allied Sector continued to be a critical factor in the overall performance of the State economy.

1.11 Agriculture and Allied Sector is composed of agriculture, forestry & logging and fishing sub-sectors. Agriculture including crop husbandry and dairy farming is the main component contributing about 93 percent in GSVA of Agriculture and Allied Sector. The

contribution of forestry and fishing sub-sectors in GSVA of Agriculture and Allied Sector is merely around 5 and 2 percent respectively resulting in very low impact of these two sub-sectors on the overall growth of Agriculture and Allied Sector.

1.12 The GSVA alongwith the growth rates recorded by the State economy at constant (2011-12) prices in Agriculture and Allied Sector during different years have been shown in **Table 1.4**. The Provisional Estimates for 2013-14 reveal that Agriculture & Allied Sector of the State economy recorded the growth of 2.8 percent. The Provisional Estimates for 2014-15 indicate that Agriculture and Allied Sector recorded the negative growth of 1.9 percent. As per Quick Estimates for 2015-16, the GSVA for Agriculture and Allied Sector has been recorded as ₹ 65,628.12 crore as against the Provisional Estimate of ₹ 63,779.52 crore in 2014-15 with the growth of 2.9 percent. As per the Advance Estimates for 2016-17, the GSVA from this sector has been recorded as ₹ 69,826.63 crore with the growth of 6.4 percent. The GSVA from Agriculture Sector including crops and livestock has

Table 1.4- GSVA from Agriculture and Allied Sector at Constant (2011-12) Prices.

(₹ Crore)

Sector	2011-12	2012-13	2013-14 (P)	2014-15 (P)	2015-16 (Q)	2016-17 (A)
Crops & Livestock	59785.53	58589.94 (-2.0)	60492.59 (3.2)	59298.32 (-2.0)	61135.62 (3.1)	65158.96 (6.6)
Forestry & Logging	3894.90	3772.16 (-3.2)	3677.45 (-2.5)	3580.57 (-2.6)	3489.41 (-2.5)	3397.82 (-2.6)
Fishing	858.43	902.89 (5.2)	855.10 (-5.3)	900.64 (5.3)	1003.09 (11.4)	1269.85 (26.6)
Agriculture & Allied	64538.86	63264.99 (-2.0)	65025.14 (2.8)	63779.52 (-1.9)	65628.12 (2.9)	69826.63 (6.4)

P: Provisional Estimates, Q: Quick Estimates, A: Advance Estimates, * Figures in brackets show the percentage growth over previous year. Source: Department of Economic & Statistical Analysis, Haryana.

been estimated as ₹ 65,158.96 crore with the growth of 6.6 percent whereas the GSVA from forestry & logging and fishing sub-sectors has been recorded as ₹ 3,397.82 crore and ₹ 1,269.85 crore with the growth of -2.6 and 26.6 percent respectively during the year 2016-17.

AGRICULTURE INDICES

1.13 The Indices of area under crops, agriculture production and yield of crops from the year 2007-08 to 2015-16 (Base Triennium ending 2007-08=100) for the State show that the Index of area under crops slightly increased from 109.41 in 2014-15 to 109.70 in 2015-16. The Index of agricultural production decreased from 106.60 in 2014-15 to 103.60 in 2015-16. The Index of yield also decreased from 97.42 in 2014-15 to 94.44 in 2015-16. However, the Index of production of foodgrains increased from 108.53 in 2014-15 to 115.52 in 2015-16 whereas the Index of non-foodgrains decreased from 102.46 in 2014-15 to 78.07 in 2015-16.

INDUSTRY SECTOR

1.14 Industrialization plays a vital and crucial role in the economic

development of an economy. It accelerates economic growth of a State and thereby increases the contribution of Industry Sector in the State Domestic Product by way of increase in the production and employment.

1.15 The sub sector-wise Gross State Value Added (GSVA) alongwith the growth rates recorded by the Industry Sector in the State at constant (2011-12) prices during different years have been shown in **Table 1.5**. The Estimates for 2014-15 indicate that Industry Sector in the State recorded the growth of 2.2 percent. As per Quick Estimates for 2015-16, the GSVA for Industry Sector has been recorded as ₹ 1,11,972.01 crore as against the Provisional Estimates of ₹ 103,814.61 crore in 2014-15 recording a growth of 7.9 percent. As per the Advance Estimates for 2016-17, the GSVA from Industry Sector is estimated to be ₹ 1,19,176.43 crore recording a growth of 6.4 percent over the previous year.

Table 1.5- GSVA from Industry Sector at Constant (2011-12) Prices.

Sector	(₹ Crore)					
	2011-12	2012-13	2013-14 (P)	2014-15 (P)	2015-16 (Q)	2016-17 (A)
Mining & Quarrying	118.82	90.97 (-23.4)	276.66 (204.1)	245.25 (-11.4)	477.11 (94.5)	932.90 (95.5)
Manufacturing	53286.09	63497.60 (19.2)	67653.23 (6.5)	69874.02 (3.3)	76840.61 (10.0)	81911.41 (6.6)
Electricity, Gas, Water Supply & Other Utility Services	3446.04	3375.07 (-2.1)	2917.19 (-13.6)	3039.96 (4.2)	2813.79 (-7.4)	2923.94 (3.9)
Construction	29759.66	27614.98 (-7.2)	30686.74 (11.1)	30655.37 (-0.1)	31840.51 (3.9)	33408.19 (4.9)
Industry	86610.61	94578.62 (9.2)	101533.82 (7.4)	103814.61 (2.2)	111972.01 (7.9)	119176.43 (6.4)

P: Provisional Estimates, Q: Quick Estimates, A: Advance Estimates, * Figures in brackets show the percentage growth over previous year. Source: Department of Economic & Statistical Analysis, Haryana.

INDEX OF INDUSTRIAL PRODUCTION

1.16 Index of Industrial Production (IIP) is one of the prime indicators for measurement of trend in the industrial production over a period of time with reference to a chosen base year. The IIP is presently being prepared in the State with 2004-05 as base year by the Department of Economic and Statistical Analysis, Haryana. Growth in major sectors and use based categories of IIP from the year 2013-14 and 2014-15 are given **Table 1.6**.

1.17 The General IIP with 2004-05 as base year increased from 184.0 in 2013-14 to 194.8 in 2014-15 registering an increase of 5.9 percent. The Manufacturing Sector increase from 177.8 in 2013-14 to 187.6 in 2014-15 exhibiting

a growth of 5.5 percent over the previous year. The IIP of Electricity Sector indicated a growth of 9.0 percent as it rose from 252.7 in 2013-14 to 275.4 in 2014-15.

1.18 The IIP of Basic Goods Industries like scrape, iron/steel, cold rolled sheets, pipes & tubes, stainless steel, high carbon steel, stainless steel, strip, plets, sheet etc. increased from 214.5 in 2013-14 to 226.4 in 2014-15 recording an increase of 5.5 percent.

1.19 The IIP of Capital Goods Industries like sugar machinery, CKD/STD telephony components, air compressor, microscope and cable all types etc. increased from 204.8 in 2013-14 to 239.1 in 2014-15 showing an increase of 16.7 percent.

Table 1.6- Index of Industrial Production in Haryana.

(Base Year 2004-05=100)

Industry Group	Index	
	2013-14	2014-15
Manufacturing	177.8 (2.4)	187.6 (5.5)
Electricity	252.7 (3.8)	275.4 (9.0)
Basic Goods Industries	214.5 (1.1)	226.4 (5.5)
Capital Goods Industries	204.8 (7.8)	239.1 (16.7)
Intermediate Goods Industries	156.7 (-9.8)	171.4 (9.4)
Consumer Goods Industries	170.4 (9.2)	164.3 (-3.6)
a) Consumer Durable Goods	187.1 (4.5)	187.2 (0.1)
b) Consumer Non-Durable Goods	158.9 (13.5)	148.5 (-6.5)
General Index of IIP	184.0 (2.6)	194.8 (5.9)

Source: Department of Economic and Statistical Analysis, Haryana.

1.20 The IIP of Intermediate Goods Industries like fabrics, mixed, pipes, plastic/PVC, bricks & tiles (non-ceramic), yarn polyester, yarn polyester blended etc. increased from 156.7 in 2013-14 to

171.4 in 2014-15 recording an increase of 9.4 percent.

1.21 The IIP of Consumer Goods Industries decreased from 170.4 in 2013-14 to 164.3 in 2014-15 showing a

decrease of 3.6 percent. The Index of Consumer Durable Goods Industries like poles & posts of concrete, helmet, safety, tyre, cab/car, fan ceiling etc. increased from 187.1 in 2013-14 to 187.2 in 2014-15 indicating an increase of 0.1 percent over the previous year.

1.22 The Index of Consumer Non-Durable Goods Industries like HIV testing kits, bag polythene, edible oil, milk all kind, powder milk, hosiery goods, others-cotton and malt barley etc. decreased from 158.9 in 2013-14 to 148.5 in 2014-15 recording a decrease of 6.5 percent. The growth of various industry groups at two digit levels during the year 2014-15 is given in **Annexure 1.1 and 1.2.**

1.23 The revision of base year of State IIP from 2004-05 to 2011-12 is under process.

SERVICES SECTOR

1.24 The importance of the Services Sector can be gauged by looking at its contribution to different aspects of the economy. The share of Services Sector in the Gross State Value Added (GSVA) at constant (2011-12) prices has increased to 51.7 percent in 2016-17. The rise in the Services Sector's share in GSVA marks a structural shift in the State economy and takes it closer to the fundamentals of a developed economy. During the period of 11th Five Years Plan, the Services Sector grew at the average annual growth rate of 12.2 percent. This growth rate of Service Sector was significantly faster than the average annual growth recorded for combined Agriculture and Industry Sectors during this period. The growth of Service Sector GSVA has been continuously above the overall growth during this period. It has also been more stable than the growth of

other two Sectors. The above trend of faster and comparatively stable growth of Service Sector as compared to other two sectors also remained on the same path during the period of 12th Plan (2012-17).

1.25 After recording the excellent growth throughout the 11th Five Year Plan, the Services Sector recorded the growth of 10.5 percent, 9.9 percent and 10.3 percent in 2012-13, 2013-14 and 2014-15, respectively. As per Quick Estimates of 2015-16, the real GSVA from this Sector has been recorded as ₹ 1,82,602.31 crore as against the Provisional Estimate of ₹ 1,64,644.34 crore in 2014-15 registering the growth of 10.9 percent. The growth of 10.9 percent during 2015-16 is attributed to the higher growth achieved in Trade, repair, hotels & restaurants (13.3%) and finance, real estate & professional services (10.4%). As per the Advance Estimates for 2016-17, the GSVA from Services Sector has been estimated as ₹ 2,02,336.34 crore with the growth of 10.8 percent. This may be attributed mainly to the higher growth recorded in finance, real estate & professional services (11.4%) and public administration, defence and other services (12.7%) (**Table 1.7**).

Growth of Different Sub-Sectors in Services Sector

Trade, Repair, Hotels & Restaurants

1.26 The growth of this sector in 2013-14 and 2014-15 has been recorded as 5.3 and 12.7 percent, respectively. As per the Quick Estimates of 2015-16, the growth of this Sector has been recorded as 13.3 percent. As per the Advance Estimates for 2016-17, the growth of this Sub-Sector is likely to be 9.0 percent.

Table 1.7- GSV from Services Sector at Constant (2011-12) Prices.

Sector	2011-12	2012-13	2013-14 (P)	2014-15 (P)	₹ Crore	
					2015-16 (Q)	2016-17 (A)
Trade, Repair, Hotels & Restaurants	33107.42	36079.07 (9.0)	37988.89 (5.3)	42811.58 (12.7)	48493.64 (13.3)	52877.84 (9.0)
Transport, Storage, Communication & Services related to Broadcasting	17276.89	18743.77 (8.5)	20469.99 (9.2)	22991.78 (12.3)	25358.80 (10.3)	27969.28 (10.3)
Financial, Real Estate & Professional Services	52584.59	59475.62 (13.1)	68666.72 (15.5)	73741.07 (7.4)	81400.78 (10.4)	90659.38 (11.4)
Public Administration, Defence and Other Services	19956.26	21482.82 (7.6)	22127.24 (3.0)	25099.92 (13.4)	27349.10 (9.0)	30829.84 (12.7)
Overall Services	122925.16	135781.27 (10.5)	149252.84 (9.9)	164644.34 (10.3)	182602.31 (10.9)	202336.34 (10.8)

Source: Deptt. of Economic and Statistical Analysis, Haryana.

P: Provisional Estimates, Q: Quick: Estimates, A: Advance Estimates

* Figures in brackets show the percentage growth over previous year

Transport, Storage & Communication

1.27 The growth of this sector in 2013-14 and 2014-15 has been recorded as 9.2 and 12.3 percent, respectively. As per the Quick Estimates of 2015-16, the growth of this Sector has been recorded as 10.3 percent. As per the Advance Estimates for 2016-17, the growth of this sub-sector is likely to be 10.3 percent.

Finance, Real Estate and Professional Services

1.28 This sub-sector recorded the growth of 15.5 percent, 7.4 percent and 10.4 percent in 2013-14, 2014-15 and 2015-16, respectively. As per the Advance Estimates for 2016-17, this sub-sector is likely to achieve the growth of 11.4 percent.

Public Administration, Defence and Other Services

1.29 This sub-sector recorded the growth of 3.0 percent, 13.4 percent and 9.0 percent in 2013-14, 2014-15 and 2015-16 respectively. As per the Advance Estimates for 2016-17, the growth of this sub-sector is likely to be 12.7 percent.

GROSS FIXED CAPITAL FORMATION

1.30 The productive capacity of the economy depends to a large extent upon the Capital Formation i.e. more the Capital accumulation, the higher would be the productive capacity of the economy. The Department of Economic and Statistical Analysis, Haryana compiles the estimates of Gross Fixed Capital Formation (GFCF) for the State at current and constant (2004-05) prices by Industry of use, by type of Institutions and also by type of Assets. At current prices the GFCF of the State has been estimated at ₹ 65,357 crore during the year 2014-15 as against ₹ 59,134 crore during the year 2013-14 recording an increase of 10.5 percent. Similarly, at constant (2004-05) prices, the GFCF has been estimated to ₹ 36,158 crore during the year 2014-15 as against ₹ 33,584 crore during the year 2013-14 recording an increase of 7.7 percent during the year 2014-15 (**Table 1.8**).

Table 1.8- Gross Fixed Capital Formation in Haryana.

(₹ Crore)

Year	Gross Fixed Capital Formation	
	At Current Prices	At Constant (2004-05) Prices
2011-12	47948	30958
2012-13	53158	32041
2013-14	59134	33584
2014-15(P)	65357	36158

P: Provisional Estimates

Source: Department of Economic & Statistical Analysis, Haryana.

Gross Fixed Capital Formation in Agriculture & Allied Sector

1.31 The contribution of Gross Fixed Capital Formation in Agriculture & Allied Sector at constant (2004-05) prices

PRICE SITUATION

1.34 The rise in prices of goods and services which is termed as inflation is a crucial determinant in the growth of economy. The inflation is measured by Wholesale Price Index (WPI) as well as Consumer Price Index (CPI). The Wholesale Price Index is based on the prices of commodities in the wholesale markets or the prices at which the bulk transactions takes place, whereas the Consumer Price Index is based on the prices at which the consumer purchases the commodities in local market or the prices at which retail transactions take place. However, inflation of 3 to 4 points is an indicator of growth as it encourages production and does not discourage consumption. For assessing the price situation in the State, the Department of Economic & Statistical Analysis, Haryana collects wholesale and retail prices of essential commodities and services on weekly/monthly basis from rural and urban areas of the State and prepares the WPI and CPI for rural Haryana & Working Class respectively.

1.35 Wholesale Price Index: The Wholesale Price Index (WPI) of

increased from 9.0 percent in 2004-05 to 12.0 percent in 2014-15.

Gross Fixed Capital Formation in Industry Sector

1.32 In the State the contribution of Gross Fixed Capital Formation in Industry Sector was 55.8 percent in 2004-05. It decreased to 55.3 percent in 2014-15.

Gross Fixed Capital Formation in Services Sector

1.33 The contribution of Gross Fixed Capital Formation in Services sector was 30.1 percent in 2012-13. Thereafter, it increased to 31.7 percent in 2013-14 and 32.7 percent in 2014-15.

20 selected agricultural commodities (Base Agri. Year 1980-81=100) of the State from 2011-2012 to 2015-2016 is given in **Table 1.9**. It has increased from 1279.7 in 2014-15 to 1338.6 in 2015-16 showing an increase of 4.6 percent as compared to an increase of 6.8 and 4.8 per cent respectively during the year 2013-14 and 2014-15 from the previous years.

Table 1.9- Year-wise Wholesale Price Index of 20 Selected Agricultural Commodities in Haryana.

Year	Index (Base Year 1980-81=100)
2011-12	1065.7
2012-13	1143.1
2013-14	1220.9
2014-15	1279.7
2015-16	1338.6

Source: Department of Economic and Statistical Analysis, Haryana.

1.36 The month-wise WPI from December, 2015 to December, 2016 is presented in **Table 1.10**. The WPI rose from 1316.3 in December, 2015 to 1358.2 in December, 2016 registering an increase of 3.2 percent. This rise is mainly attributed to the increase in prices of grains, and fibres which is 6.7 and 9.9 percent respectively.

Table 1.10- Monthly Wholesale Price Index of 20 Selected Agricultural Commodities in Haryana.

Month	Index (Base Year 1980-81=100)
December, 2015	1316.3
January, 2016	1315.4
February, 2016	1313.2
March, 2016	1311.6
April, 2016	1322.4
May, 2016	1335.3
June, 2016	1345.9
July, 2016	1347.7
August, 2016	1350.7
September, 2016	1353.2
October, 2016	1353.9
November, 2016	1356.2
December, 2016	1358.2

Source: Department of Economic & Statistical Analysis, Haryana

1.37 Consumer Price Index (Rural) measures changes in the price level of consumer goods and services purchased by households over a period of time. It is used to adjust the effect of inflation on the real value of wages, salaries and pensions. The main objective of computing this Index is to watch the movement of general level of retail prices of selected essential commodities that are in the consumption pattern of an average rural household in the State. The prices are collected fortnightly from 24 villages from different parts of the State where majority of population is engaged in agriculture and allied occupation.

1.38 Consumer Price Index (Rural): CPI (Rural) of Food Group moved by 4.7 percent during 2015-16 as compared to 3.8 percent during 2014-15 and General Group by 5.50 percent during 2015-16 as compared to 5.48 percent during 2014-15. Year-wise CPI (Rural) of the State from 2011-12 to 2015-16 is given in **Table 1.11**.

Table 1.11- Year-wise Consumer Price Index (Rural) in Haryana.

(Base Year 1988-89=100)

Year	Food Index	General Index
2011-12	586	537
2012-13	638	580
2013-14	682	620
2014-15	708	654
2015-16	741	690

Source: Department of Economic & Statistical Analysis, Haryana

1.39 The detail of month-wise movement of CPI (Rural) in the State, the index of December, 2015 to December, 2016 is presented in **Table 1.12**. It was 688 in December, 2015 which rose to 703 in December, 2016 by registering an increase of 2.2 percent.

Table 1.12- Monthly Consumer Price Index (Rural) in Haryana.

(Base Year 1988-89=100)

Month	Index
December, 2015	688
January, 2016	689
February, 2016	683
March, 2016	684
April, 2016	693
May, 2016	703
June, 2016	709
July, 2016	719
August, 2016	718
September, 2016	718
October, 2016	721
November, 2016	710
December, 2016	703

Source: Department of Economic & Statistical Analysis, Haryana

1.40 Consumer Price Index for Working Class: CPI (IW) measures the relative change over time in the level of retail prices of a fixed set of goods and services consumed by an average working class family. It is compiled by taking into account the weighted average of the monthly Indices of six centres namely, Surajpur-Pinjor, Panipat, Sonipat, Bhiwani, Hisar and Bahadurgarh.

CPI (IW) of the State from 2012-2016 is presented in **Table 1.13**.

The annual average increase in CPI for Working Class, Haryana (Base Year 1982=100) for 2016 was 5.1 percent as compared to 5.9 percent in the year 2015. The centre-wise increase was comparatively high in Panipat (5.3 percent) whereas it was low in Sonipat (4.8 percent) for the year 2016.

Table 1.13- Year-wise Consumer Price Index (IW) in Haryana.

(Base Year 1982=100)

Year	Index
2012	832
2013	903
2014	959
2015	1016
2016	1068

Source: Department of Economic & Statistical Analysis, Haryana

1.41 The detail of month-wise movement of CPI (IW) in the State, the index of December, 2015 to December, 2016 is presented in **Table 1.14**. The Consumer Price Index for Working

PLAN STRATEGIES ANNUAL PLAN 2016-17 – AN OUTLINE

1.42 The State Planning Department formulated the State's Plan Budget 2016-17 at ₹ 40078.53 crore which includes about ₹ 5100 crore likely to be received from Central Government through Centrally Sponsored Schemes which will be routed through the State Consolidated Fund. While distributing the State Plan Outlay among various sectors, the Social Services Sector has been given highest priority. The second highest priority has been accorded to the development of infrastructure of Irrigation, Power and Road & Road Transport.

SOCIAL SERVICES

1.43 Social Services have been allocated an outlay of ₹ 19347.30 crore

Table: 1.14- Monthly Consumer Price Index (IW) in Haryana.

(Base Year 1982=100)

Month	Index
December, 2015	1046
January, 2016	1047
February, 2016	1040
March, 2016	1041
April, 2016	1052
May, 2016	1065
June, 2016	1073
July, 2016	1086
August, 2016	1085
September, 2016	1085
October, 2016	1090
November, 2016	1078
December, 2016	1070

Source: Department of Economic & Statistical Analysis, Haryana

Class (Base Year 1982=100) was 1046 in December, 2015 which rose to 1070 in December, 2016 by registering an increase of 2.3 percent.

(48.27%). Among social services, the highest priority has been accorded to the provision of pension for the old, the handicapped, the widows and the destitute as these are the most vulnerable sections of the society and the State owns a moral responsibility towards them. Accordingly, an outlay of ₹ 4172.60 crore (10.41%) has been kept for Social Justice & Empowerment. Women and Children are the other vulnerable sections which also need the State care. An amount of ₹ 986.75 crore (2.46%) has been set apart for the Women and Child Development Programme including Nutrition. Education including Technical Education has been provided an outlay of ₹ 5,479.38 crore (13.67%). Health Services including Medical Education have also been given a high priority in the Annual Plan by

earmarking an outlay of ₹ 2,881.73 crore (7.2%) for these services. The State has already made available safe drinking water to all the villages in the State. Hence, the stress now is on increasing the availability of water to the people in adequate quantity. Accordingly, an outlay of ₹ 1,319.60 crore (3.29%) has been kept for augmenting the drinking water supply and improving sanitation. A sum of ₹ 281.47 crore (0.70%) has been allocated for Police Housing and modernization. An allocation of ₹ 515.25 crore (1.28%) has been made for the Welfare of Scheduled Castes and Backward Classes. A provision of ₹ 3182.62 crore (7.94%) has been kept for Urban Local Bodies. An outlay of ₹ 238.90 crore (0.60%) has been kept for various Sports activities in the State. A provision of ₹ 289 crore (0.72%) has been kept for Industrial Training Department for enhancing the skill & knowledge of the youth.

DEVELOPMENT OF INFRASTRUCTURE:

1.44 An outlay of ₹ 14,494.04 crore which is 36.16% of the total budgeted plan outlay of ₹ 40,078.53 crore has been allocated for the improvement/extension of the basic infrastructure of irrigation, power, roads & road transport. Irrigation Sector has been provided an amount of ₹ 1,192.01 crore (2.97%). Energy Sector i.e. Generation, Transmission and Distribution of Power has been allotted an outlay of ₹ 10,018.73 crore which is 25% of the total budgeted plan outlay. Roads and Road Transport Sector has been allocated an outlay of ₹ 3,283.30 crore (8.19%).

AGRICULTURE AND ALLIED ACTIVITIES:

1.45 Agriculture and allied activities sector has also been given its due priority. An amount of ₹ 2,707.97

crore (6.76%) has been allocated for this sector. The main strategy for increasing agricultural production involves strengthening of the various supportive programmes like availability of certified seeds in sufficient quantity, balanced use of fertilizers, plant protection measures, land reclamation and other land development programmes. For increasing the production of crops like wheat, rice, oilseeds, cotton and sugarcane, Centrally Sponsored Schemes are also in operation with sizeable allocation.

1.46 A plan provision of ₹ 231 crore for the year 2016-17 has been kept for Haryana Agriculture University (HAU) to carry out its activities.

1.47 To provide effective and efficient veterinary health services at the nearest point to the livestock owners, network of veterinary institutions is being strengthened in the State. A sum of ₹ 221.50 crore has been made for the year 2016-17 for expansion/extension activities of the Animal Husbandry and dairying department. A provision of ₹ 201.80 crore has been made for extension of Forest cover in the State to maintain ecological balance, improve environment and availability of wood for timber and fuel. An amount of ₹ 624.30 crore has been set apart for the strengthening of Co-operative structure in the State.

RURAL DEVELOPMENT:

1.48 An outlay of ₹ 1,865.12 crore has been allocated for the Rural Development Sector which includes poverty alleviation programme, aid to Panchayati Raj Institutions under State Finance Commission Award and Community Development. A provision of ₹ 1.79 crore has been kept for Integrated Rural Energy Programme (IREP) to encourage the people to use fuel/energy

saving devices and to promote the use of non-conventional sources of energy such as solar energy and energy produced from agricultural and animal waste. An allocation of ₹ 1,209.66 crore has been made for Community Development and Panchayats.

SPECIAL AREA DEVELOPMENT:

1.49 For the development of Backward Mewat Area inhabited predominantly by the Muslim community, Mewat Development Board is already in existence. An allocation of ₹ 31.50 crore has been set apart for Mewat Development Board for speedy development of this area. Like-wise, for the development of the hilly and semi-hilly areas of districts of Ambala, Panchkula and Yamunanagar, Shivalik Development Board also exists. An allocation of ₹ 17.60 crore has been allocated for the development of these areas. These amounts are in addition to the normal development activities of various departments in these two regions.

IRRIGATION:

1.50 Irrigation is a vital input to increase agricultural production. The State has limited water resources viz. canal as well as underground water. Therefore, the thrust is on the optimum use of this resource through minimizing its wastage. Total outlay for this sector has been pegged at ₹ 1,192.01 crore for 2016-17.

1.51 An allocation of ₹ 814.12 crore has been kept for Major and Medium Irrigation Projects. A provision of ₹ 172.89 crore has been kept for the flood control measures. An outlay of ₹ 205 crore has been kept for Command Area Development.

ENERGY:

1.52 Power is a crucial input for the overall development of the economy.

It is also essential for improving the quality of life of the people. In order to improve the Generation/availability of electricity to the people, an outlay of ₹ 10,002.43 crore has been kept for this sector for Annual Plan 2016-17. This also includes an amount of ₹ 8,650 crore for UDAY scheme adopted by State Government. Out of this, an amount of ₹ 16.30 crore has been provided for Renewable Sources of Energy.

INDUSTRIES:

1.53 Haryana due to its Robust & Resilient Economy is progressing towards becoming the most preferred investment destination for Industries. Haryana State Industrial and Infrastructure Development Corporation will continue to participate/assist in the establishment of joint and private sector industrial units. The Industries Department has taken major initiatives for improving “Ease of Doing Business” through simplification of procedures, minimizing of waiting period, improvement of business environment and introduction of information technology to make governance more efficient and effective. An outlay of ₹ 692.42 crore has been kept for various activities of the Industries Sector for implementation of New Entrepreneur Policy, 2015 during 2016-17.

1.54 The State Govt. has already framed an ambitious Information Technology (IT) Policy and Action Plan in order to make the State a front-runner in the age of Information Revolution and liberal incentives for IT Industry. HARTRON has been entrusted the task of promoting use of Information Technology in all State Govt. departments. The State Government has also included IT enabled citizen services to the society. An outlay of ₹ 85.50 crore has been earmarked for

the above mentioned I.T activities in the State.

ROADS & TRANSPORT:

1.55 An allocation of ₹ 3,283.30 crore has been allocated in the Annual Plan 2016-17 for the development of Road network and Transport facilities in the State. Out of this, an outlay of ₹ 2,948 crore has been made for the construction of Roads and Bridges. An allocation of ₹ 261 crore has been kept for replacement of old buses, construction of bus stands/shelters, modernization of workshops etc. ₹ 74.30 crore is allocated for Civil Aviation.

TOURISM:

1.56 An allocation of ₹ 66.81 crore has been made for Tourism for the expansion of tourist facilities in existing tourist resorts especially in the tourist complexes along main highways at district/sub-divisional headquarters.

DISTRICT PLAN:

1.57 An outlay of ₹ 400 crore has been kept for "District Plan" in the State, which will be utilized for development works of Local Nature.

GENERAL SERVICES:

1.58 An allocation of ₹ 325.92 crore has been made under General Services

which will be utilized for construction of essential Administrative buildings including Mini-Secretariats and its allied buildings and building for Jails, Judicial, Excise & Taxation (Non-residential buildings), PWD (B&R) buildings, Rest Houses, Holiday Homes, Treasury and Accounts Buildings & Hospitality buildings.

SCHEDULED CASTES SUB PLAN:

1.59 An allocation of ₹ 6,368.63 crore which re-presents 20.26% of the State Net Plan Outlay of ₹ 31,428.53 crore has been kept under SCSP for the Annual Plan 2016-17 against the proportionate population of SCs i.e. 20.17% in the State.

SWARAN JAYANTI SCHEME:

1.60 To celebrate the Swaran Jayanti Year of Haryana State, some new schemes have been started under Swaran Jayanti Celebration Schemes. An amount of ₹ 1,657.04 crore has been kept for these schemes in the Annual Plan 2016-17.

1.61 The size of Plans of the State since its inception and expenditure is given in **Annexure 1.3 & 1.4.**

PUBLIC FINANCE, BANKING & CREDIT AND FINANCIAL INCLUSION

Haryana is one of the most progressive States in the country. It has been a pioneer State in carrying out fiscal reforms and our fiscal management is reckoned as one of the best in the country. Public finance relates to the collection of taxes by the Government from those who benefit from the provision of public goods and the use of those tax funds towards production and distribution of public goods. Resource generation, resource allocation and expenditure management (resource utilization) are the essential components of a public financial management system. The purview of public finance is considered to be three fold namely; efficient allocation of resources, distribution of income, and macro-economic stabilization.

2.2 As per the mandate of the 14th Finance Commission, the fiscal deficit target was set at 3 percent of Gross State Domestic Product (GSDP) for its award period i.e. 2015-16 to 2019-20. As per the budget estimates for 2016-17, fiscal deficit is projected at ₹ 14,520 crore, constituting 2.47 percent of GSDP which is well within the stipulated limits. Similarly, debt to GSDP ratio is estimated at 19.55 percent in BE 2016-17 as against the prescribed limit of 25 percent. The Total Revenue Receipts as percentage of GSDP has increased from 10.67 percent in RE 2015-16 to 10.71 percent in BE 2016-17. The percentage of State's Own Tax Revenue to GSDP has remained nearly static at 6.88 percent in RE 2015-16 and 6.84 percent in BE 2016-17.

REVENUE RECEIPTS AND REVENUE EXPENDITURE

2.3 The revenue receipts and revenue expenditure of the State from 2013-14 to 2016-17 (BE) is shown in **Fig. 2.1 and Annexure 2.1 to 2.3**. The revenue receipts are collected through State's own tax and non-tax revenue, share in Central taxes and grant-in-aid from Centre. During 2016-17, the revenue receipts of the Govt. of Haryana is expected to be ₹ 62,955.53 crore against the estimated revenue expenditure of ₹ 75,235.88 crore, thereby showing a deficit amounting to ₹ 12,280.35 crore (BE). The revenue receipts of the State Government was ₹ 38,012.08 crore against the revenue expenditure of ₹ 41,887.10 crore with a deficit amounting to ₹ 3,875.02 crore in 2013-14. It was ₹ 40,798.66 crore against the revenue expenditure of ₹ 49,117.87 crore depicting a deficit amounting to ₹ 8,319.21 crore in 2014-15.

State's Own Sources (Tax Revenue and Non-Tax Revenue)

2.4 There are two major components of State's own sources i.e. (i) State's own tax revenue and (ii) State's own non-tax revenue. The State's own sources are expected to rise from ₹ 30,541.66 crore in 2013-14 to ₹ 48,507.96 crore in 2016-17 (BE). The State's own tax revenue expected to increase from ₹ 25,566.60 crore in 2013-14 to ₹ 40,199.51 crore in 2016-17 (BE) whereas the State's own non-tax revenue are expected to

increase from ₹ 4,975.06 crore to ₹ 8,308.45 crore during this period.

Taxes

2.5 The tax position of Haryana State from 2013-14 to 2016-17 (BE) is given in the **Table 2.1**. Total tax comprises of i) State's own tax revenue (OTR) and ii) State's share in Central taxes (SCT). State total tax is expected to increase from ₹ 28,909.84 crore (₹ 25,566.60 crore OTR + ₹ 3,343.24 crore SCT) in 2013-14 to ₹ 46,388.31 crore (₹ 40,199.51 crore OTR + ₹ 6,188.80 crore SCT) in 2016-17 (BE).

Table 2.1- Tax Position of Haryana.

Year	(₹ Crore)		
	State's Own Tax Revenue	Share in Central Taxes	Total Tax
2013-14	25566.60	3343.24	28909.84
2014-15	27634.57	3548.09	31182.66
2015-16 (RE)	34939.88	5496.22	40436.10
2016-17 (BE)	40199.51	6188.80	46388.31

RE - Revised Estimates, BE- Budget Estimates

Source: State Budget Documents.

Tax Revenue

2.6 The break-up of tax revenue reveals that sales tax is the major source of tax revenue and it is estimated at ₹ 28,750 crore in 2016-17 (BE) as compared to ₹ 25,000 crore in 2015-16 (RE). Sales tax is estimated to increase by 15 percent in 2016-17 (BE) over 2015-16 (RE). The contribution in tax revenue from State excise is estimated at ₹ 5,251.58 crore in 2016-17 (BE) as compared to ₹ 4,567.59 crore in 2015-16 (RE) showing an increase of 14.97 percent in 2016-17 (BE) over 2015-16 (RE). The contribution in tax revenue from stamps and registration is estimated at ₹ 3,700 crore in 2016-17 (BE) as compared to ₹ 3,096.90 crore in 2015-16 (RE) (**Annexure 2.1**).

Share in Central Taxes

2.7 Transfer from Centre mainly consists of State's share in Central taxes, grant for Plan schemes, grant under the

award of Central Finance Commission and other non-plan grants. The share in Central taxes is estimated at ₹ 6,188.80 crore in 2016-17 (BE) against ₹ 5,496.22 crore in 2015-16 (RE). It shows that share in Central taxes is likely to increase by 12.60 percent in 2016-17 (BE) over 2015-16 (RE).

Grant-in-Aid

2.8 The grant-in-aid received in the State is shown in **Table 2.2**. Apart from the valuable amount from Central taxes, Finance Commission has made recommendations regarding grant-in-aid to the States for some specific purpose. The State is expected to receive about ₹ 8,258.77 crore as grant-in-aid in 2016-17 (BE) against ₹ 8,386.71 crore in 2015-16 (RE). It indicates that grant-in-aid is likely to decrease by 1.53 percent in 2016-17 (BE) over 2015-16 (RE).

Fig. 2.1- Revenue Receipts and Expenditure in Haryana

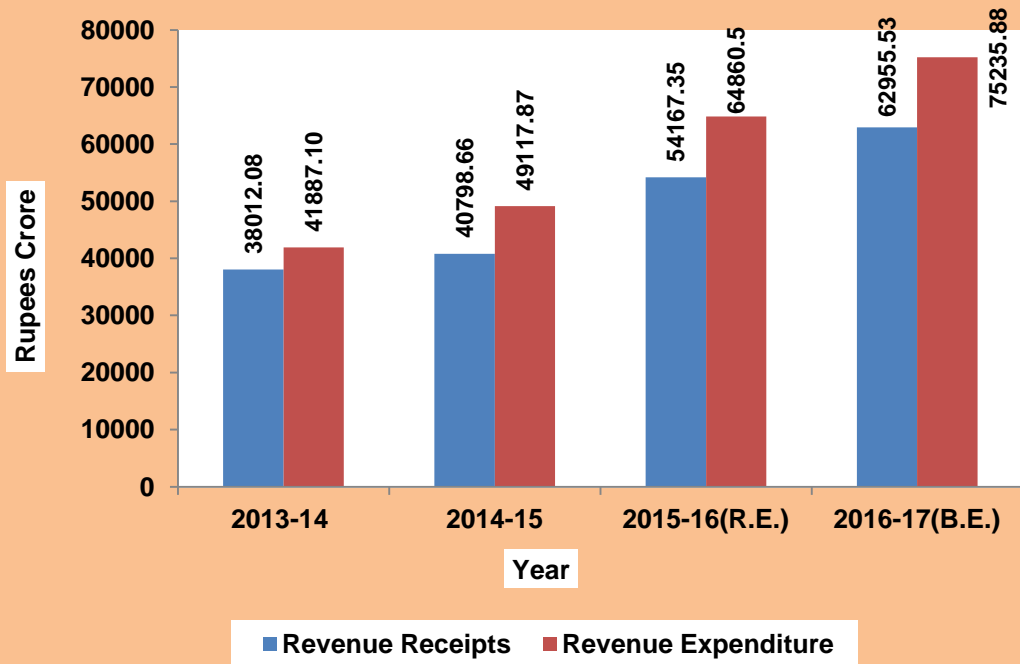


Fig. 2.2- Capital Receipts and Expenditure in Haryana

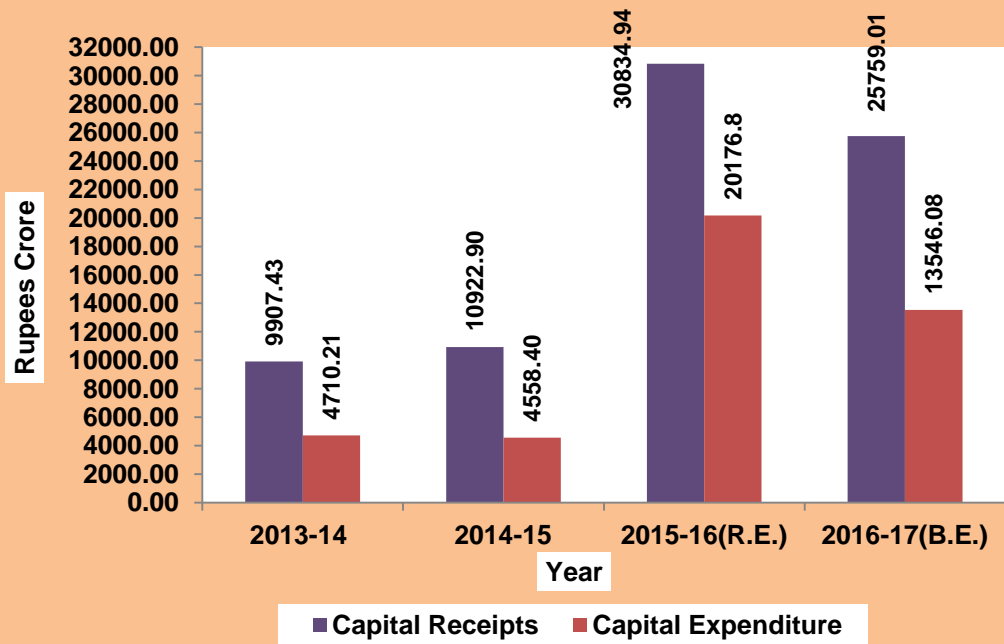


Table 2.2- Grant-in-aid Received in the State.

(₹ Crore)

Year	Amount Received
2013-14	4127.18
2014-15	5002.88
2015-16 (RE)	8386.71
2016-17 (BE)	8258.77

RE - Revised Estimates, BE- Budget Estimates

Source: State Budget Documents.

CAPITAL RECEIPTS AND CAPITAL EXPENDITURE

Capital Receipts

2.9 The capital receipts and capital expenditure of the State from 2013-14 to 2016-17 (BE) is shown in **Fig. 2.2 and Annexure 2.1 and 2.2**. The capital receipts consist of three parts namely; (i) recovery of loans (ii) misc. capital receipts and (iii) public debt (Net). The public debt has a major contribution in the capital receipts. Capital receipts has increased from ₹ 9,907.43 crore in 2013-14 to ₹ 10,922.90 crore in 2014-15 and it is expected to be ₹ 25759.01 crore in 2016-17(BE).

Capital Expenditure

2.10 Capital expenditure consists of capital outlay and lending (disbursement of loans and advances) and it relates to the creation of assets. The capital expenditure of the State has increased from ₹ 4,710.21 crore in 2013-14 to ₹ 13,546.08 crore in 2016-17 (BE) as shown in **Annexure 2.2**.

2.11 The total developmental expenditure comprising of social services like education, medical and public health, water supply and sanitation, social security and welfare, labour and employment, etc. and economic services like agriculture & allied activities, irrigation & flood control, power, industries, transport, rural development, etc. The developmental expenditure is estimated at ₹ 65,841.76

crore in 2016-17(BE) as against ₹ 65,345.31 crore in 2015-16, showing an increase of 0.76 percent in 2016-17 (BE) over 2015-16 (RE).

2.12 The total non-developmental expenditure comprising of administrative services, organs of State, fiscal services, interest payments, pensions and miscellaneous general services etc. is estimated at ₹ 22,692.65 crore in 2016-17 (BE) as compared to ₹ 19,384.23 crore in 2015-16 (RE). The total non-developmental expenditure is estimated to increase by 17.07 percent in 2016-17 (BE) over 2015-16 (RE).

Financial Position

2.13 The net transactions on year's account is estimated to show a deficit of ₹ 43.46 crore in 2016-17 (BE) as against the deficit of ₹ 61.09 crore in 2015-16 (RE). The revenue account is estimated to show a deficit of ₹ 12,280.35 crore in 2016-17 (BE). The net deposits of small savings, provident fund etc. are estimated to show a surplus of ₹ 1,572 crore in 2016-17 (BE) as compared to ₹ 1,345 crore in 2015-16 (RE) (**Annexure 2.3**).

BUDGETARY EXPENDITURE OF STATE GOVERNMENT AS PER ECONOMIC CLASSIFICATION

2.14 In order to secure legislative control, administrative accountability and auditing of any act of spending, the expenditure in the Government Budget is generally classified department-wise. The Government budgetary transactions are significant only in terms of meaningful economic categories such as consumption expenditure, capital formation etc. and so they have to be sorted out, re-classified and re-grouped. Budget can broadly be divided into Administrative Departments and Departmental Commercial Undertakings.

2.15 The Economic Classification of the Budget which classifies the budgetary transactions in significant economic categories place the total expenditure at ₹ 88,464.25 crore in the year 2016-17 (BE) as compared to ₹ 84,904.14 crore in 2015-16 (RE) showing an increase of 4.19 percent in 2016-17 (BE) over 2015-16 (RE) (**Annexure 2.4**).

2.16 The consumption expenditure of the State Government is estimated at ₹ 28,789.34 crore in 2016-17 (BE) against ₹ 24,097.40 crore in 2015-16 (RE). It shows that consumption expenditure is likely to increase by 19.47 percent in 2016-17 (BE) over 2015-16 (RE).

2.17 State's gross capital formation i.e. investment on buildings, roads & other construction, purchase of vehicles and machinery & equipments by Administrative Departments and Departmental Commercial Undertakings is estimated at ₹ 6,909.99 crore in 2016-17 (BE) against ₹ 4,736.99 crore in 2015-16 (RE) showing an increase of 45.87 percent in 2016-17 (BE) over 2015-16 (RE). In addition to the gross capital formation, the State Government also provides financial assistance to other sectors of the economy for capital formation through capital transfers, loans and advances and by purchasing financial assets which is shown in **Annexure 2.4**.

INSTITUTIONAL FINANCE

2.18 Institutional Finance is essential for any development programme. The role

of the State Government has been to persuade the banking institutions to give greater importance to the agricultural and allied sector, particularly for poverty alleviation programmes. The Institutional Finance available through Commercial, Cooperative Banks and other term lending institutions reduces pressure on the budgetary resources of the State Government.

2.19 The total number of Commercial Banks (CBs) and Regional Rural Banks (RRBs) branches working in the State as on September, 2016 was 4,563. The total deposits of CBs and RRBs increased to ₹ 2,62,083 crore in September, 2016. Similarly total advances in the State increased to ₹ 1,90,447 crore in September, 2016. Credit-Deposit (CD) Ratio is a significant indicator of credit flow for accelerating economic development of the State. The CD Ratio in the State has slightly decreased to 73 percent in September, 2016 as compared to 80 percent during the corresponding period of last year.

State Annual Credit Plan

2.20 Annual Credit Plan of the State for the current year 2016-17 envisages a credit lending of ₹ 49,529.40 crore. The targets for 2016-17 are down by 43.76% as compared to those for the year 2015-16. Overall achievement under State Annual Credit Plan 2016-17 stood at ₹ 43,183.72 crore upto September, 2016 against the target of ₹ 49,529.40 crore which was 87 percent of the annual target (**Table-2.3**).

Table 2.3- Annual Credit Plan of Haryana for 2016-17.

(₹ Crore)				
Sector	Achievement 2015-16	Target 2016-17	Achievement (upto 30.9.2016)	Percentage Achievement
Agriculture & Allied	50496.14	33856.72	27247.04	80
Micro & Small Enterprises	20371.39	8088.90	10630.01	131
Other Priority Sector	10662.11	7583.78	5306.67	70
Total	81529.64	49529.40	43183.72	87

Source: Convener Bank, Punjab National Bank.

2.21 The performance of banks regarding credit lending to agriculture & allied sector is satisfactory. Against the annual target of ₹ 33,856.72 crore, the achievement upto September, 2016 was ₹ 27,247.04 crore i.e. 80 percent. In the micro & small enterprises, the performance was quite satisfactory. The banks disbursed ₹ 10,630.01 crore against the annual target of ₹ 8,088.90 crore which is 131 percent of the target. In the other priority sector banks disbursed ₹ 5,306.67 crore against the target of

₹ 7,583.78 crore which is 70 percent of the target.

Bank-wise Performance

CBs and RRBs

2.22 Under Annual Credit Plan, of the State for the year 2016-17, CBs and RRBs advanced ₹ 37,071.42 crore upto September, 2016 against the target of ₹ 42,303.74 crore. Advances by CBs and RRBs during 2016-17 is given in **Table 2.4.**

Table 2.4- Advance by Commercial Banks and RRBs in Haryana during 2016-17.

(₹ Crore)				
Sector	Achievement 2015-16	Target 2016-17	Achievement (upto 30.9.2016)	Percentage Achievement
Agriculture & Allied	40333.87	27205.41	21968.70	81
Micro & Small Enterprises	19731.77	7679.16	10517.50	137
Other Priority Sector	9691.81	7419.17	4585.22	62
Total	69757.45	42303.74	37071.42	88

Source: Convener Bank, Punjab National Bank.

2.23 The CBs and RRBs registered the highest advances of ₹ 21,968.70 crore in agriculture & allied sector followed by ₹ 10,517.50 crore in micro & small enterprises sector and ₹ 4,585.22 crore in other priority sector. However, the percentage of achievement against the target was highest in micro & small enterprises sector 137 percent followed by

agriculture & allied sector 81 percent and other priority sector 62 percent.

Cooperative Banks

2.24 Haryana State Cooperative Apex Bank has disbursed ₹ 5,904.58 crore upto September, 2016 against the target of ₹ 6,717.75 crore which is 88 percent of the target. Sector-wise detail is given in **Table-2.5.**

Table 2.5-Advances by Co-operative Banks in Haryana during 2016-17.**(₹ Crore)**

Sector	Achievement 2015-16	Target 2016-17	Achievement (upto 30.9.2016)	Percentage Achievement
Agriculture & Allied	10008.73	6321.19	5152.18	82
Micro & Small Enterprises	154.47	241.73	34.06	14
Other Priority Sector	961.16	154.83	718.34	464
Total	11124.36	6717.75	5904.58	88

Source: Convener Bank, Punjab National Bank.

HSCARDB

2.25. Haryana State Cooperative Agriculture & Rural Development Bank (HSCARDB) advanced ₹ 134.61 crore upto September, 2016 against the target of

₹ 350.19 crore which is 38 percnt of target.

Sector-wise performance of Haryana State Cooperative Agriculture and Rural Development Bank (HSCARDB) during the year 2016-17 is given in **Table-2.6.**

Table 2.6- Advances by HSCARDB during 2016-17.**(₹ Crore)**

Sector	Achievement 2015-16	Target 2016-17	Achievement (upto 30.9.2016)	Percentage Achievement
Agriculture & Allied	153.55	330.11	126.16	38
Micro & Small Enterprises	5.11	10.30	5.35	52
Other Priority Sector	9.10	9.78	3.10	32
Total	167.76	350.19	134.61	38

Source: Convener Bank, Punjab National Bank.

Small Industries Development Bank

2.26 Small Industries Development Bank of India had advanced ₹ 71.23 crore

upto September, 2016 against the target of

₹ 152.97 crore which is 47 percent.

Sector-wise detail is given in **Table-2.7.****Table 2.7- Advances by Small Industries Development Bank of India during 2016-17.****(₹ Crore)**

Sector	Achievement 2015-16	Target 2016-17	Achievement (upto 30.9.2016)	Percentage Achievement
Agriculture & Allied	-	-	-	-
Micro & Small Enterprises	412.54	152.97	71.23	47
Other Priority Sector	-	-	-	-
Total	412.54	152.97	71.23	47

Source: Convener Bank, Punjab National Bank.

THE HARYANA STATE COOPERATIVE AGRICULTURE AND RURAL DEVELOPMENT BANK LTD.

2.27 The Haryana State Cooperative Agriculture and Rural Development Bank Ltd. (HSARDB), was set up on 1st Nov.1966. At the time of establishment of the Bank, there were only 7 PCARDBs

in the State, now this number has risen to 76 PCARDBs. These PCARDBs have now been amalgamated into 19 DCARDBs and the existing PCARDBs at Tehsil and Sub-Tehsil level act as branches of these DCARDBs.

2.28 The Haryana State Cooperative Agriculture and Rural Development Bank Ltd. has advanced ₹ 168.42 crore from

1.4.15 to 31.3.16 against the annual target of ₹ 250 crore which is 67.37 percent of the annual target. Sector-wise performance of the Haryana State Cooperative

Agriculture and Rural Development Bank Ltd. (HSCARDB) during the year 2015-16 & 2016-17 (upto 31.1.2017) is given in **Table 2.8.**

Table 2.8- Performances of Haryana State Cooperative Agriculture and Rural Development Bank Ltd.

(₹ Crore)

Sr. No	Sector/ Schemes	Projected target for 2015-16	Advancement 2015-16	Projected target for 2016-17	Advancement upto 31.1.17
1	Minor Irrigation	56.25	67.47	75.00	37.41
2	Farm Mechanisation	15.62	6.68	25.00	3.06
3	Land Development	25.00	23.63	33.00	13.35
4	Dairy Development incl. Cattle Shed	15.62	11.21	25.00	6.10
5	Hort./Farm Forestry	15.63	18.37	23.00	11.34
6	Rural Housing	21.88	8.92	29.00	5.01
7	Non Farm Sector	25.00	22.28	32.00	13.07
8	Purchase of Land	15.63	3.42	23.00	2.37
9	Rural Godowns	3.12	0.06	5.00	0.41
10	Others	56.25	6.38	80.00	3.49
	Total	250.00	168.42	350.00	95.61

Source: Haryana State Cooperative Agriculture and Rural Development Bank Ltd.

2.29 The bank has refixed the rate of interest as 13 percent p.a. to be charged from the ultimate borrowers w.e.f. 21.1.2016. Prior to this, the rate of interest was 14 to 15 percent p.a. The DPCARDBs have been allowed a margin of 2.5 percent p.a. whereas HSCARDB retains a margin of 1.50 percent p.a. only.

2.30 Progress under Timely repayment interest Subvention Scheme: Under Timely Repayment Interest Incentive Scheme of the State Govt. launched in 2009, a total number of 17,951 farmers had availed interest subvention @ 3 percent amounting to ₹ 5.66 crore upto 31.12.2009. This scheme has been further extended up to 31.3.2018 with the enhanced interest subvention @ 5 percent p.a. 1,24,671 loanee farmers have availed 5 percent interest subvention to the extent

of ₹ 82.38 crore from 1.1.2010 to 24.8.2014. But benefit of rate of interest was changed from 5 percent to 50 percent to the agreed rate of interest w.e.f. 25.8.2014. Under this scheme 45,810 (approx.) loanee farmers have availed the benefit of ₹ 43.52 crore from 25.8.2014 to 31.12.2016.

2.31 Recovery Linked Incentive Scheme (OTS)-2013: The scheme covered those defaulter loanees of DPCARDBs who could not clear their instalments of principal and interest due to certain reasons as on 30.6.2013. As per norms of the Scheme, defaulter loanee is entitled to avail 50 percent of entire interest liability inclusive of overdue interest as on 30.6.2013. The penal interest @ 2 percent p.a. is borne by DPCARDBs and

HSCARDB in the ratio of 50:50. The scheme covers all the purposes except

**THE HARYANA STATE
CO-OPERATIVE APEX BANK
LTD.**

2.32 HARCO BANK occupies a vital position in the State economy and has been financing farmers, rural artisans, agricultural labourers, entrepreneurs etc. in the State and serving its depositors for the last 50 years. The Short Term Coop. Credit Structure consists of three tiers i.e. HARCO BANK at State Level having 13 branches and 2 Extension Counters at Chandigarh and Panchkula, 19 Central Coop. Banks at district head quarters with

Purchase of Land. This scheme has been closed on 31.7.2016.

their 594 branches and 711 PACS catering to the financial needs of 31.25 lakh members who are residing mostly in rural areas of Haryana.

2.33 The HARCO BANK from the humble beginning in November, 1966 has grown into a sound financing institution of outstanding credit worthiness. The performance of HARCO BANK has been adjudged as the best State Cooperative Bank in the country. It has working capital of ₹ 8,582.72 crore as on 31.1.2017 (Table-2.9)

Table 2.9- Financial Position of HARCO Bank.

(₹ Crore)

Sr. No.	Particulars	2011-12	2012-13	2013-14	2014-15	2015-16	Jan., 2017
I.	Share Capital	101.74	114.31	119.10	132.61	137.99	142.59
II	Own Fund	494.64	524.29	538.12	566.45	756.53	759.37
III	Deposits	2130.90	2375.82	2057.34	2179.55	3104.91	3384.23
IV	Borrowings	3404.41	3655.23	3941.97	4425.04	4025.27	3952.83
V	Loan Issued	4676.69	4909.01	5627.14	6748.60	7608.77	6348.70
VI	Loan O/S	4515.33	4962.42	5184.58	5904.08	6318.60	6196.98
VII	Profits/Loss	18.69	30.21	21.98	16.23	-	-
VIII	Recoveries %	99.95	99.96	99.95	99.95	-	-
IX	Total Overdue as % to Loans O/S	0.05	0.05	0.05	0.05	-	-
X	NPAs %	0.05	0.05	0.05	0.05	-	-
XI	Wkg. Capital	6070.63	6620.72	6604.68	7245.08	8029.50	8582.72

Source: HARCO Bank.

2.34 The Comparative position of advances made by the Central Cooperative

Banks (Crop-wise) during the last three years is given in **Table 2.10.**

Table: 2.10- Crop-wise Advances by the Central Cooperative Banks.**(i) KHARIF CROPS :-****(₹ Crore)**

Season	Targets			Achievement		
	Cash	Kind	Total	Cash	Kind	Total
2014	3880.00	195.00	4075.00	3782.23	137.83	3920.06
2015	4194.00	201.00	4395.00	4376.96	211.16	4588.12
2016	4600.00	227.00	4827.00	4560.31	250.55	4810.86

(ii) RABI CROPS :-**(₹ Crore)**

Season	Targets			Achievement		
	Cash	Kind	Total	Cash	Kind	Total
2014-15	4175.00	305.00	4480.00	4310.25	250.59	4560.84
2015-16	4483.00	305.00	4788.00	4523.94	361.06	4885.00
2016-17	4700.00	400.00	5100.00	2093.34	277.21	2370.55 (As on 31.1.17)

Source: HARCO Bank.

2.35 Apex Bank is financing 10 Cooperative Sugar Mills in the State through 19 Central Coop. Banks. The

position of limits sanctioned and their utilization is given in **Table 2.11.**

Table 2.11- Limits Sanctioned and their Utilization.**(₹ Crore)**

Year	Limits Sanctioned	Limit utilized by CCBs from Apex Bank	Limit utilized by Sugar Mills from CCBs (Max. O/S during the year)
2013-14	597.80	120.00	503.88
2014-15	822.00	214.00	548.24
2015-16	799.90	237.00	555.46
2016-17	815.00	-	-

Source: HARCO Bank.

2.36 Revolving Cash Credit Scheme & Deposit Guarantee Scheme: For the benefit of farmers, 13.20 lakh Kisan Credit Cards have been issued till December, 2015. To meet all types of loan requirement of the farmers for non-agricultural purposes a limit upto ₹ 6 lakh is being provided under Revolving Cash Credit Scheme. In the interest of rural inhabitants, a Deposit Guarantee Scheme for PACS has been implemented from 1.11.2005. Under this scheme, deposit upto ₹ 50,000 of the members are guaranteed by the bank.

2.37 Implementation of the Revival Package for Short Term Cooperative

Credit Structure (STCCS): For strengthening the Short-Term Coop. Credit Structure the State Govt. has accepted the recommendations of Vaidyanathan Committee and has signed MoU with Govt. of India and NABARD on 20.2.2007. On the basis of these audits, financial assistance amounting to ₹ 701.72 crore (₹ 633.80 crore GoI share + ₹ 29 crore State Govt. share + ₹ 38.92 crore PACS share) has been worked out and 566 merged PACS affiliated to 19 DCCBs have received financial assistance to the tune of ₹ 499.50 crore & balance of ₹ 163.30 crore are yet to be released by Govt. of India.

2.38 State Interest Subvention Scheme: Interest subvention @3 percent is being provided by Government of India to the farmers who availed/will avail crop loans during financial year 2016-17 and made/will make repayment on or before due date. Interest relief of ₹ 224.16 crore (₹ 127.98 crore State Govt.+ ₹ 96.18 crore GoI) has been provided to 5.06 lakh farmers on crop loan during the year 2015-16. Under “State Interest Scheme-2014” for timely repayments for members of PACS, interest rebate @4 percent p.a. is being provided/will be provided to loanee members of PACS who paid/will repay their crop loans availed from 1.3.2016 to 31.8.2016 by the State Govt. on or before due dates. This scheme now enhanced by the state Govt. further for four crops from 1.3.2016 to 28.2.2018. Thus, effective rate of interest on crop loan will be ‘Zero’ percent for the prompt payee farmers (7%-4%-3%).

2.39 Personal Accident Insurance Scheme for KCC Holders: Personal Accident Insurance Scheme has been implemented in the DCCBs since 2009. During the year 2015-16 under this scheme, insurance cover upto ₹ 50,000 is being provided on nominal Insurance Premium i.e. ₹ 4.95 KCC holders. The premium payable by per KCC holder is ₹ 1.45 only and balance of ₹ 3.50 is being borne by the CCBs.

2.40 Social Security Pension/ Allowances Schemes: District Central Coop. Banks in the State have been assigned the work of distribution pension/allowances by Social Justice Empowerment Department by Haryana. Under this scheme 3.56 lakh pension accounts have been opened by the branches of these Banks so far and pension is being disbursed through these banks.

Distribution of pension through sales points of PACS in the State is under process. Central Coop. Banks have attained No.1 position in the State amongst all public and private sector Banks.

2.41 Loan to Private Sugar Mills in the State: HARCO bank has formulated a scheme for making due payment to the sugar cane growers during the crushing season 2014-15 in the State of Haryana. Under this scheme, a sum of ₹ 100 crore to Saraswati Sugar Mill, Yamunanagar and ₹ 30.82 crore to Piccadily Agro Industry Bahadson Karnal has been released and sum of ₹ 45 crore has been sanctioned to Naraingarh Sugar Mill Ltd. Naraingarh out of which State Govt. has provided ₹ 34.10 crore. Besides this a loan of ₹ 76.58 crore have been disbursed to 10 Sugar Mills for making payment to the cane growers on the basis of their eligibility during the crushing season year 2014-15 by the Coop. Banks.

2.42 Core Banking Solution (CBS) & Services to Customers under I.T. Sector: Core Banking Solution C.B.S. has been implemented in HARCO Bank and all Central Cooperative Banks RTGS/NEFT & SMS Alert Service & Direct Benefit Transfer (DBT) service are being provided to the customers. RuPay Debit Cards have been issued by HARCO Bank and rest of DCCBs will issue ATM RuPay Debit Cards in the State shortly. For ATM's HARCO Bank and DCCB's have tie up with AXIX Bank for using their ATM all over India.

2.43 Cash Credit limit of ₹ 50,000 is being provided against work allotment and ₹ 1.00 lakh against pending bill to Labour and Constructions Societies and ₹ 1,50,000 is provided to members.

2.44 All the Central Coop. Banks are providing Pradhan Mantri Jivan Jyoti Yojana (PMJJBY) and Pradhan Mantri Jeevan Surksha Bima Yojna (PMJSBY) to their customers and the Ambala Central Co-op. Bank is providing ATM, RuPay Debit Card and Kisan Kard facility to their customers.

2.45 Future schemes of HARCO Bank are: i) During the Rabi season 2016-17 a target of ₹ 5,100 crore has been fixed to issue the crop loans, ii) During the

TREASURIES AND ACCOUNTS

2.46 At present there are 21 District level Treasuries and 85 Sub-Treasuries in the State which maintain the accounts of all receipts and payments relating to the consolidated funds of the State, public accounts of the State and render accounts to the Accountant General, Haryana twice a month. The Department provides SAS qualified personnel to various departments and Boards and Corporations in the State and also provides in service training in accounts to officers/officials of the various departments through its Accounts Training Institute. There are approximately 10,800 Drawing and Disbursing Officers (DDOs) of various departments who interact with the Treasuries for withdrawal (expenditure) and deposits (receipts) of funds from/in the consolidated fund of the State. The Department is implementing E-Governance Projects.

2.47 Online Budget Allocation Monitoring & Analysis System (OBAMAS): This application software was made functional w.e.f. 1.4.2010 and running successfully. Under this all the Budget activities is being done online i.e. preparation of budget, allocation and transfer. Now the DDOs / Department can incur expenditure as per the limit fixed by

year 2016-17 all the Central Cooperative Banks will provide ATM facility in the State, iii) During the next cropping season a sum of ₹ 815 crore will be provided by the Coop. Banks to the Sugar Mills in the State and, iv) The Government has allowed Primary Agricultural Cooperative Societies to work as Business Facilitators of Cooperative Banks for distribution of pension under Social Security Pension Benefit Scheme which is under process.

Finance Department, thereby streamlining the expenditure.

2.48 E-Billing: Billing for all type of bills introduced all over the State w.e.f. 1.4.2013. The process of generation and submission of bills to treasury now has been completely automated. The process has resulted in improving efficiency in the office work at DDO level as well as at Treasury level. Around 1.50 lakh bills per month are being prepared by the DDOs using this system. In order to bring transparency, payments are being made into the Bank accounts of payees using RTGS/NEFT, cash transactions are avoided. All State DDOs has been given facility to generate file for online e-TDS return through E-Billing system without the help of Chartered Accountant (CA).

2.49 E-Gras: The Government Receipt Accounting System (e-GRAS) implemented across the State during the year 2014-15. All types of e-challans are being generated by the Departments and the general public using this electronic system. State Bank of India, State Bank of Patiala, Punjab National Bank, Central Bank of India and IDBI Bank has been authorised for receiving funds on behalf of State Government. Now the State Govt. has implemented the Payment Aggregator

Services (Payment Gateway) with three banks i.e. SBI, PNB and IDBI Bank with approx 56 banks attached to each aggregator. Now integration of E-GRAS with E-Kuber is under process and one meeting conducted with technical team of E-Kuber in which some issues were raised and now RBI has been requested to convene a second meeting.

2.50 OTIS (Online Treasuries Information System): Web OTIS (Online Treasuries Information System) implemented in all Treasuries and Sub-Treasuries w.e.f. 1.7.2013 and running successfully. The integration of Treasury/Sub-Treasury with concerned Treasury bank branches and PAG office has been done with the implementation of Web-OTIS. Accounts in the treasuries are being prepared automatically through this system and submitted to PAG office twice in a month.

2.51 E-Post: In order to streamline the process of sanctioning of various new posts demanded by various departments including those by way of surrender of some existing posts, E-Post sanctioning module was introduced all over the State w.e.f. 23.5.2014 and now all department has been given the facility to send the proposal of creation of posts through this system. Existing strength has been entered in this system by all departments (except Education Department).

2.52 E-Pension: E-Pension introduced w.e.f 1.10.2012. All PPOs received after 1.10.2012 are getting their pension through Pension Disbursement Cell (PDC) on the 1st of every month and amount transferred to their respective bank accounts through NEFT/RTGS. At present 54,000 pensioners are receiving their pension from PDC. Now with the introduction of Jeevan Pramaan Patra (Digital Life

Certificate), pensioners need not visit any Treasury/Sub-Treasury for pension work.

2.53 E-Stamping: The State has implemented E-Stamping system in Haryana w.e.f. 2.5.2015. In the E-Stamping system any citizen can generate stamp paper online through E-Stamping system. The State Government has decided to make E-Stamping mandatory in four districts viz, Gurugram, Faridabad, Sonapat and Panchkula with effect from 1.5.2016 in the first phase and now E-Stamping has made been mandatory in through out Haryana w.e.f. 1.3.2017.

2.54 Human Resource Management System (HRMS): Human Resource Management System (HRMS) is the software in which the complete data of the regular employees are entered i.e Service Book, ACR, promotion details, leave details, Transfer etc. Human Resource Management System introduced w.e.f. June 2016. As ordered by Government the project is to be completed by October, 2016.

2.55 Land Acquisition Payments: The State Govt. has also taken a lead to bring the funds under the State kitty which presently received directly in bank accounts from National Highway Authority of India (NHAI) and Ministry of Railway. New schemes for these funds have been approved by the State Govt. The State Government also approved the interest @ 4 percent on these funds.

2.56 State Disaster Response Fund (SDRF): The State Government has also taken initiative to bring these funds under State Kitty by approving the Scheme under the Deposit Head (8121) and also approved the interest @ 4 percent on these funds. Recently a meeting was convened with Revenue department in which certain issues were resolved and Minutes sent to

the Revenue Department for immediately deposit current year fund i.e. ₹ 362 Crore in the scheme. It was also decided that Revenue Department will also deposit balance funds lying in different bank accounts.

2.57 Public Finance Management System (PFMS): Government of India has developed PFMS as an online management information and decision support system to monitor the budget and expenditure flow under the plan scheme. Now the GOI has requested State Government to integrate

FINANCIAL INCLUSION SCHEMES
2.58 Pradhan Mantri Jan Dhan Yojana (PMJDY): This scheme was launched on 15th August, 2014 and Haryana became the 4th State in the country to achieve the milestone by covering all the 48.58 lakh households and providing them with a bank account by 18th December, 2014. Upto 31.3.2016, 51.84 lakh bank accounts were opened in the State and 42.97 lakh RuPay Cards were issued, which was 83 percent of the total accounts opened. Upto Dec., 2016, 56.76 lakh bank accounts have been opened in the State and 48.40 lakh RuPay Cards have been issued, which is 85 percent of the total accounts opened (Table 2.12).

Table 2.12-Accounts Opened, Aadhaar Seeding & RuPay Cards Issued Under PMJDY.

Particulars	Upto 31.12.2016
Accounts Opened	5675611
Aadhaar Seeding	3761276
RuPay Cards Issued	4839816

Source: : Finance Department, Haryana.

2.59 Pradhan Mantri Suraksha Bima Yojana (PMSBY): This scheme is a one year cover, renewable from year to year, Accidental Insurance Scheme offering insurance on accidental death and disability cover for disability on account of

State Treasuries with this portal and constitute State Advisory Board, State Project Management Unit, District Project Management Unit and mapped the State schemes with central schemes. The State Government has constituted State Advisory Board, State Project Management Unit and District Project Management Unit. The State has also mapped to 257 schemes out of 274 schemes. The integration process of treasuries with PFMS has been completed.

an accident. This scheme was launched on 9th May, 2015 which is being offered/administered through Public Sector General Insurance Companies (PSGICs) and other General Insurance Companies. All saving bank account holders in the age group of 18-70 years can enrol themselves in participating banks on payment of an annual premium of ₹ 12 renewable on year to year basis. Upto 31.3.2016, banks enrolled 24,32,364 persons under this scheme and enrolment increased to 25,05,062 upto 31.12.2016. Out of 630 lodged claims of ₹ 1,253 lakh, 411 claims of ₹ 820 lakh have been settled upto 31.12.2016 under this scheme.

2.60 Pradhan Mantri Jeevan Jyoti Bima Yojana (PMJJBY): This scheme came into effect from 1st June, 2015. The scheme is being implemented through Life Insurance Corporation of India/other insurance companies willing to offer product on similar terms with necessary approvals and tie ups with banks for this purpose. Under this scheme, all saving bank account holders with the age-group of 18-50 years can enrol themselves to avail benefits of the scheme on payment of annual premium of ₹ 330. Under the scheme, ₹ 2 lakh is payable on member's death due to any reason. Upto 31.3.2016,

banks enrolled 7,91,767 persons under the scheme and enrolment increased to 7,95,662 upto 31.12.2016. Out of 1,487 lodged claims of ₹ 2,974 lakh, 1,252 claims of ₹ 2,504 lakh have been settled upto 31.12.2016.

2.61 Atal Pension Yojana (APY):

Keeping in mind the concern about the old age income security of the working poor, to focus on encouraging and enabling them to save for their retirement, to address the longevity risks among the workers in unorganized sector and to encourage them to voluntarily save for their retirement, the Government of India has introduced Atal Pension Yojana (APY), with effect from 1st June, 2015. All bank account holders which are citizen of India and in the age group of 18-40 years can join APY and avail benefits of the scheme on payment of subscription. Under APY, there is guaranteed minimum monthly pension for the subscribers ranging between ₹ 1,000 to ₹ 5,000 per month depending upon the premium paid and age of entry to the scheme by the subscriber. To get a fixed monthly pension between ₹ 1,000 per month and ₹ 5,000 per month, the subscriber has to contribute on monthly basis between ₹ 42 and ₹ 210, if he joins at the age of 18 years. For the same fixed pension levels, the contribution would range between ₹ 291 and ₹ 1,454, if the subscriber joins at the age of 40 years.

Upto 31.3.2016, banks enrolled 55,797 persons under the scheme and enrolment increased to 86,302 upto 31.12.2016.

2.62 Pradhan Mantri MUDRA Yojana (PMMY):

Micro Units & Development Refinance Agency Ltd. (MUDRA) was launched on 8th April, 2015 as a new financial entity for developing and refinancing last mile financial intermediaries like banks, NBFCs and MFIs etc. who are in the business of lending to smaller of the micro enterprises in manufacturing, trading and service sector. On the same day Pradhan Mantri MUDRA Yojana was launched to “fund the unfunded” by bringing such enterprises to the formal financial system and extending affordable credit to them. It is felt that there is a need to give a special boost to the bank finance on a mission mode, considering enormous task in reaching to the large number of such units, currently excluded from the formal credit. This segment mainly consists of non-farm enterprises in manufacturing, trading and services whose credit needs are below ₹ 10 lakh. The MUDRA loans have been classified into Shishu, Kishore and Tarun. It would be the endeavour of MUDRA that at least 60% of credit goes to Shishu category units and the balance to Kishore and Tarun categories. The progress of MUDRA loans is given in **Table 2.13**.

Table 2.13- No. of Accounts and Amount Disbursed Under PMMY.

Scheme	Loan Limit (₹)	From 1.4.2016 to 31.12.2016			
		Total no. of accounts	Amount disbursed (₹ lakh)	Women beneficiaries	%age of cases disbursed to women to total cases disbursed
Shishu	Upto 50000	68312	17904	39751	58.19
Kishore	50001 – 500000	22336	45082	3858	17.27
Tarun	500000 - 1000000	6757	49838	499	7.38
Total		97405	112824	44108	45.28

Source: Finance Department, Haryana.

2.63 Direct Benefit Transfer

(DBT): Direct Benefit Transfer is a major reform initiative launched by Government of India on 1st January, 2013 to re-engineer the existing the cumbersome delivery processes using modern Information and Communication Technology (ICT). DBT is an attempt to ensure a better and more timely delivery of benefits to the people. This marks a paradigm shift in the process of delivering government benefits like payments, fuel subsidies, food grain subsidies, etc. directly into the hands of beneficiaries, speeding up payments, removing leakages, and enhancing financial inclusion. DBT its direct and time-bound transfer system enables the government to transfer benefits using just an individual's bank account number preferably linked through Aadhaar. This Aadhaar number or the biometric input, being unique in nature, removes 'duplicates; and 'ghosts' from the government databases. For the financial year 2015-16 out of 61.99 lakh beneficiaries, 25.61 lakh beneficiaries are seeded with Aadhaar. The funds transferred using Aadhaar Bridge payment only (DBT) is ₹ 56,238.80 lakh and through electronic fund (non-Aadhaar transfer only (EBT) is ₹ 3,18,550.71 lakh. The ghost beneficiaries removed/de-duplication are 2,260,727 for the financial year 2015-16 resulting in a saving of ₹ 349.69 crore.

2.64 Stand Up India: This scheme was launched in April, 2016. The objective of the Stand Up India scheme is based on recognition of the challenges faced by SC, ST and Women entrepreneurs in setting up enterprise, obtaining loans and other

support needed from time to time for succeeding in business. As per direction of Govt. of India every branch of the each bank has to provide at least one loan to each SC/ST and Women beneficiary between ₹ 10 lakh and ₹ 1 crore. Under Stand Up India programme, loan of ₹ 14,920 lakh have been sanctioned to 761 entrepreneurs (174 SCs/STs and 587 Women) by 473 bank branches from 1.4.2016 to 30.12.2016 in the State. Out of total sanctioned amount of ₹ 14,920 lakh, ₹ 12,573 lakh have been disbursed to 711 entrepreneurs from 1.4.2016 to 30.12.2016.

IMPLEMENTATION OF SEVENTH PAY COMMISSION RECOMMENDATIONS

2.65 The recommendations of the Seventh Pay Commission, as accepted by the Central Government, have been adopted by the State Government also for its employees. Haryana is the first State in the country to accomplish this for the welfare of its employees. About 2.50 lakh Government employees would be benefited from this. Further, the Committee constituted for revision of Pension of the State Government Pensioners on the recommendations of the Seventh Central Pay Commission, has also submitted its report to the State Government and these recommendations are also expected to be implemented in the current fiscal. About 2.25 lakh State Government Pensioners would be benefited from this.

2.66 The State Government has also set up a Swarna Jayanti Haryana Institute for Fiscal Management in the State.

AGRICULTURE & ALLIED SECTOR

State has accorded high priority to agriculture & allied sectors since its creation on 1st November, 1966. Strong infrastructure facilities coupled with agriculture research support and excellent extension network to disseminate the information related to improved farm practices to farmers yielded tangible results. The State has been converted from a food deficient to a food surplus State. State which has become the second highest contributor of food-grains to the central pool.

3.2 Haryana is a land lock in the northern India. It is between 27°39' to 30°35' Latitude and between 74°28' and 77°36' Longitude. Haryana is extremely hot in summer (around 45°C/113°F) and

mild in winter. The hottest months are May & June and coldest are December & January. The month-wise detail of actual rainfall received in the State and normal rainfall is given in **Table 3.1 & 3.2.**

Table 3.1- Rainfall Received and Normal Rainfall During July, 2015 to December, 2015.

(MM)

District	July, 2015		August		September		October		November		December	
	A	N	A	N	A	N	A	N	A	N	A	N
Hisar	34.0	121.8	42.0	114.2	15.1	68.9	0.0	0.6	0.0	4.1	0.0	4.4
Rohtak	93.5	195.7	114.5	164.6	2.5	97.4	6.5	1.0	2.0	5.1	0.0	5.9
Gurgaon	155.8	176.4	148.0	47.3	38.3	100.8	9.3	0.8	0.0	2.6	0.0	4.0
Fatehabad	60.5	107.5	16.0	97.5	19.5	60.9	4.0	0.4	1.5	3.0	0.0	5.1
Jhajjar	136.6	133.5	143.0	105.7	31.1	66.4	2.8	0.5	0.8	3.5	0.0	3.7
Karnal	259.5	206.4	122.5	171.4	23.0	103.4	4.0	1.1	6.5	5.2	0.0	10.6
Panipat	185.0	184.6	118.0	194.1	108.0	92.0	10.0	0.9	7.0	3.9	0.0	6.1
Y/Nagar	229.5	305.9	351.5	325.9	135.5	161.1	1.0	34.8	2.0	6.3	1.5	17.3
Ambala	398.5	294.2	246.0	117.8	143.5	160.5	5.0	24.1	2.0	6.6	0.5	18.2
Jind	134.5	154.5	110.0	144.6	29.3	93.8	5.0	10.6	9.0	4.9	0.0	5.3
M/Garh	128.0	148.6	68.5	161.1	15.0	66.3	15.0	17.5	0.0	3.0	0.0	5.0
Rewari	112.3	144.5	88.3	103.6	32.8	79.8	6.8	13.0	0.0	2.7	0.0	3.7
Panchkula	231.0	327.6	149.0	332.6	33.0	154.9	3.0	20.6	2.0	13.2	3.0	18.2
Sonapat	224.0	200.0	152.0	183.9	18.0	94.4	0.0	18.7	9.5	5.2	0.0	6.2
Bhiwani	68.2	133.6	74.0	132.4	27.6	58.6	1.6	11.3	0	4.1	0.0	2.9
K/Kshetra	156.0	207.0	129.5	192.5	24.0	107.7	6.0	18.9	1.5	4.8	0.0	9.3
Kaithal	121.7	142.5	67.0	168.4	36.0	100.0	4.3	13.3	9.3	4.3	0.0	5.8
Sirsa	107.5	96.5	72.5	86.3	42.5	51.3	5.0	9.5	2.0	4.5	0.0	2.7
Faridabad	265.0	192.7	238.0	17.1	10.5	98.0	2.0	23.7	0.0	2.4	0.8	6.0
Mewat	226.9	174.2	151.0	146.0	152.0	97.6	0.0	0.7	0.0	3.1	0.0	4.6
Palwal	193.3	176.8	151.0	146.0	32.5	105.8	5.3	20.1	0.0	2.7	0.0	2.4

Table 3.2- Rainfall Received and Normal Rainfall During January, 2016 to June, 2016.**(MM)**

District	January, 2016		February		March		April		May		June	
	A	N	A	N	A	N	A	N	A	N	A	N
Hisar	0.0	14.3	1.5	1.8	12.0	9.7	0.0	8.9	19.5	14.0	38.5	32.7
Rohtak	0.0	20.9	0.0	3.0	15.5	17.7	0.0	6.8	18.0	15.4	16.0	41.5
Gurgram	0.0	11.9	0.0	39.8	18.8	7.0	0.0	5.4	23.5	6.4	50.8	34.1
Fatehabad	0.0	17.7	15.8	4.5	26.0	11.2	0.0	6.4	8.0	13.0	6.0	28.0
Jhajjar	0.0	9.9	3.7	29.6	21.6	9.7	0.0	5.4	23.9	9.1	44.6	28.9
Karnal	0.0	27.7	18.0	27.0	30.5	19.4	0.0	8.3	54.1	11.2	44.5	54.5
Panipat	0.0	21.6	13.0	36.0	82.0	12.6	0.0	9.3	51.0	8.7	18.0	47.9
Y/Nagar	0.0	46.9	7.5	33.7	35.0	31.9	7.0	11.3	86.0	25.6	129.0	104.3
Ambala	0.0	38.2	36.5	37.1	28.5	25.3	7.0	6.9	48.5	20.6	100.5	87.5
Jind	0.0	18.0	12.3	21.0	20.0	12.4	0.0	4.4	69.0	14.6	63.4	37.3
M/Garh	0.0	9.7	0.0	11.5	6.5	9.4	0.0	5.1	56.5	17.2	47.4	41.0
Rewari	0.0	10.1	17.0	10.3	13.5	5.2	0.0	3.7	67.2	9.9	46.8	34.7
Panchkula	1.0	46.2	42.0	36.7	19.0	27.8	2.0	8.3	5.0	27.4	83.0	95.6
Sonipat	0.0	19.4	1.0	15.1	32.7	14.4	0.0	8.9	24.0	13.5	19.5	41.4
Bhiwani	0.0	17.0	1.4	9.8	10.8	8.1	0.0	5.2	25.2	11.2	50.8	26.3
K/Kshetra	0.0	31.7	10.5	21.1	18.0	21.5	0.0	10.4	34.0	9.0	13.5	62.2
Kaithal	0.0	25.3	20.0	16.5	33.7	12.5	0.0	7.4	20.7	8.1	23.0	50.9
Sirsa	0.0	12.4	15.0	11.1	33.0	10.1	0.0	4.6	0.5	11.9	9.0	18.7
Faridabad	0.0	20.5	0.0	17.1	17.0	10.4	0.0	3.8	61.0	8.7	43.5	52.8
Mewat	0.0	12.4	0.0	13.5	26.0	6.3	0.0	5.4	46.5	10.5	115.0	38.0
Palwal	0.0	10.3	0.0	8.6	23.8	5.9	0.0	3.8	11.8	7.1	60.3	30.2

A: Actual, N: Normal

Source: Department of Land Records, Haryana.

Table 3.3- Area Under Principal Crops.**(‘000’ Hectare)**

Year	Wheat	Paddy	Total F/Grains	Sugarcane	Cotton	Oilseeds	Gross Area Sown
1966-67	743	192	3520	150	183	212	4599
1970-71	1129	269	3868	156	193	143	4957
1980-81	1479	484	3963	113	316	311	5462
1990-91	1850	661	4079	148	491	489	5919
2000-01	2355	1054	4340	143	555	414	6115
2005-06	2303	1047	4311	129	584	736	6509
2010-11	2504	1243	4700	85	493	515	6499
2011-12	2531	1234	4581	95	602	546	6489
2012-13	2497	1206	4302	101	593	568	6376
2013-14	2499	1245	4362	101	568	549	6471
2014-15	2601	1287	4445	97	648	510	6471
2015-16	2576*	1354	4388	93	615	512*	6471

* Provisional.

Source: Department of Land Records, Haryana.

Area Under Principal Crops

3.3 The area under principal crops in the State is presented in **Table 3.3 and Fig. 3.1**. The gross area sown in the State during 1966-67 was 45.99 lakh hectare. However, during 2015-16 the gross area sown in the State was likely to be 64.71 lakh hectare. The contribution of area under wheat and paddy crops to the total gross area sown in the State was 60.73 percent during 2015-16. The area under wheat crop was 25.76 lakh hectare during 2015-16. The area under paddy crop was 13.54 lakh hectare in 2015-16. The area under commercial crops i.e. sugarcane, cotton and oilseeds has fluctuating trends.

Production of Principal Crops

3.4 The production of principal crops in the State is presented in **Table 3.4 and Fig. 3.2**. The food-grains production in the State has reached an impressive

Table 3.4 - Production of Principal Crops.

Year	Wheat	Rice	Total F/Grain	Sugarcane	('000' Tonne)	
					Cotton ('000' Bales)	Oilseeds
1966-67	1059	223	2592	5100	288	92
1970-71	2342	460	4771	7070	373	99
1980-81	3490	1259	6036	4600	643	188
1990-91	6436	1834	9559	7800	1155	638
2000-01	9669	2695	13295	8170	1383	563
2005-06	8853	3194	13006	8310	1502	830
2010-11	11578	3465	16568	6042	1747	965
2011-12	13119	3757	18370	6953	2616	758
2012-13	11117	3941	16150	7500	2378	968
2013-14	11800	4041	16973	7427	2025	900
2014-15	10354	4006	15236	7169	1943	743
2015-16	11352*	4145	16293	7169	993	855*

* Provisional.

Source: Department of Land Records, Haryana.

Yield of Principal Crops

3.5 The average yield of wheat and rice in Haryana was 3,981 and 3,113 kg. per hectare respectively during 2014-15.

level of 183.70 lakh tonne during the year 2011-12, registering an increase of more than seven time as compared to 25.92 lakh tonne food-grains production in 1966-67. The wheat and paddy crops have played a major role in pushing up this agricultural production. The production of total food-grains in the State was likely to be 163.33 lakh tonne in 2015-16. The production of rice was 41.45 lakh tonne in 2015-16. Similarly, the production of wheat was 113.52 lakh tonne in 2015-16. The production of oilseeds and sugarcane during 2015-16 was 8.67 lakh tonne and 69.92 lakh tonne respectively. The production of cotton was estimated 9.93 lakh bales in 2015-16. Haryana is a major contributor of food-grains to the Central Pool. More than 60 percent export of Basmati Rice is taking place from Haryana alone.

The average yield of wheat and rice during 2015-16 is to be estimated 4,407 and 3,061 kg. per hectare respectively in the State (**Table 3.5**).

Fig. 3.1-Area under Principal Crops in Haryana

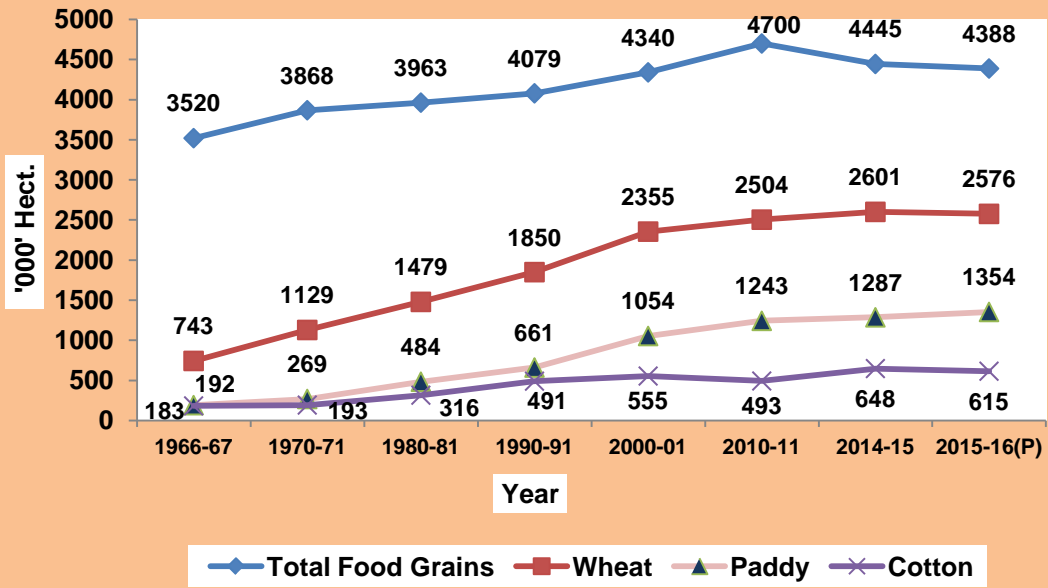


Fig. 3.2- Production of Principal Crops in Haryana

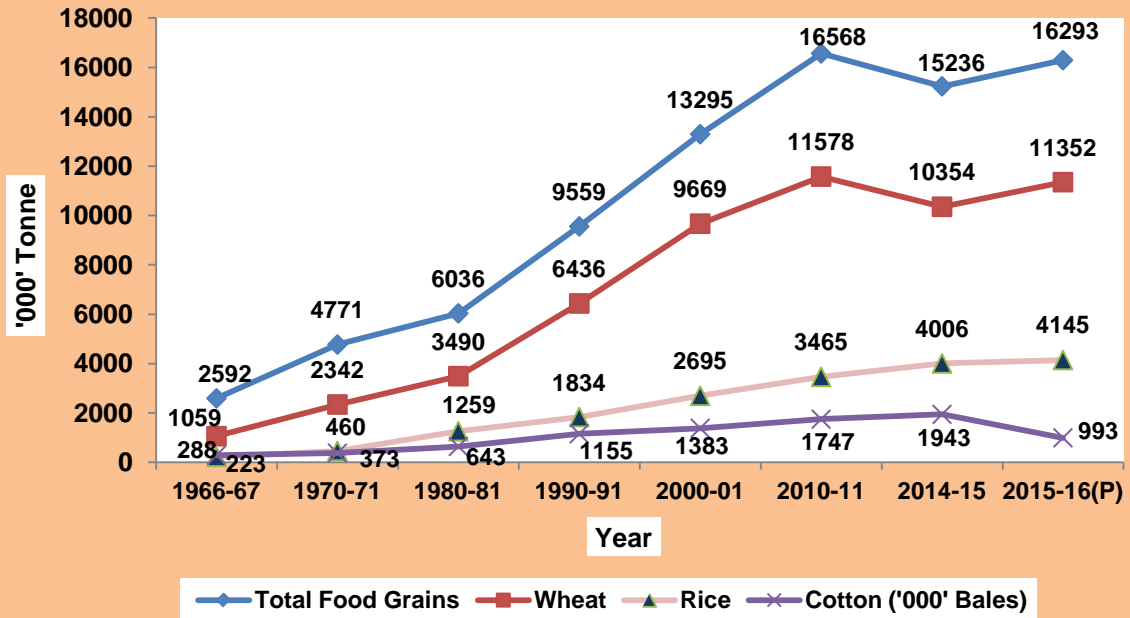


Table 3.5- Average Yield of Wheat and Rice in Haryana and at all India Level.
(Kg./Hect.)

Year	Haryana		India	
	Wheat	Rice	Wheat	Rice
2000-01	4106	2557	2708	1901
2005-06	3844	3051	2619	2102
2010-11	4624	2788	2988	2239
2011-12	5183	3044	3177	2393
2012-13	4452	3268	3117	2462
2013-14	4722	3248	3075	2424
2014-15	3981	3113	-	-
2015-16	4407*	3061	-	-

* Provisional.

Source: Department of Agriculture and Farmers Welfare, Haryana.

Targeted Area, Production and Average Yield of Major Crops

and average yield of major crops for the year 2016-17 of the State are given in

3.6 The targets of area, production

Table 3.6.

Table 3.6- Targeted Area, Production and Average Yield of Major Crops.

Crops	Area ('000' Hect.)	Production ('000' Tonne)	Average Yield (Kg./Hect.)
Rice	1250	4250	3400
Jowar	65	37	570
Maize	50	140	2800
Bajra	460	855	1859
Kharif Pulses	60	57	950
Total Kharif Foodgrains	1885	5339	2832
Wheat	2550	11997	4705
Gram	80	105	1312
Barley	42	150	3580
Rabi Pulses	10	12	1200
Total Rabi Foodgrains	2682	12264	4572
Commercial Crops			
Sugarcane	105	7770	74000
Cotton (Lint)*	620	2425	665
Oil Seeds	10	10	950

* Cotton production in Bales of 170 kg. each.

Source: Department of Agriculture and Farmers Welfare, Haryana.

Crop Diversification

3.7 Crop diversification is a sub-scheme of Rashtriya Krishi Vikas Yojana (RKVY) and is indented to promote technological innovation for sustainable agriculture and enable farmers to choose alternate for increase productivity and income. This scheme/programme not only

helps to encounter the problem of depletion of ground water, but also improve soil health and maintains dynamics equilibrium of agro-eco-system. Under this programme, the alternate crops like maize, pulses, kharif moong/summer moong, dhaincha etc. are being promoted. Inter cropping with agro forestry, promote

farm mechanization and value addition by providing farm implements and site specific activities by providing Under Ground Pipe Line to avoid the losses of water are also being promoted among the farmers. Awareness training camps like State Level Kisan Mela, District Level Kisan Mela and Block Level Ghosti are also being organized to aware the farmers for diversification of paddy to other alternate crops for additional income generation, restoration of soil fertility, agro-processing, value addition of crop produce to make farming a profitable enterprise.

Crop Insurance Schemes

3.8 Government of India has launched “Pardhan Mantri Fasal Bima Yojna” scheme on 13.1.2016 in which the premium rate is to be paid by the farmers through loan substantially. The scheme is continued in this season.

Soil Health Management

3.9 So far, 2.49 lakh Soil Health Cards have been distributed free of cost to the farmers. Out of which, 0.32 lakh Soil Health Cards with specific recommendations of fertilizers for a particular crop have been provided to the farmers during 2015-16. Recently, the Govt. of India has introduced a prestigious Centrally Sponsored scheme namely “Soil Health Card Scheme”. This scheme was launched by the Hon’ble Prime Minister of India on 19.2.2015 at Suratgarh (Rajasthan). This scheme will be implemented in the entire State to promote soil testing services, issue of Soil Health Cards and development of nutrient management practices. The main objective of the scheme is to provide Soil Health Card to all farming families of the State within a period of 3 years. A target for

collection of 12.85 lakh soil samples is fixed for the year 2016-17. On the basis of these soil samples, Soil Health Cards to about 5.64 lakh farmers will be provided.

3.10 Rashtriya Krishi Vikas Yojana (RKVY) is a 60:40 (Center:State) scheme. The scheme was introduced in the State during 2007-08. The scheme aim is achieving 4 percent annual growth in the agriculture sector during the 11th Plan period by ensuring holistic development of agriculture and allied sectors. RKVY is aimed to incentivizing the States to invest more in agriculture & allied sectors and it offers considerable flexibility to the States for approval of the project.

National Food Security Mission (NFSM)

3.11 National Food Security Mission (NFSM) has been implemented in the State from Rabi 2007-08. The main objective of the NFSM is to increase the production through area expansion and productivity enhancement in a sustainable manner in the identified districts in the State. The progress under NFSM is shown in **Table 3.7 (a) & (b)**.

Direct Seeding of Rice

3.12 The department is promoting the Direct Seeding of Rice (DSR) system from last few years. The system saves about 25 percent water and the yield also remains at par. An area 30,000 hectare has been covered under DSR during 2015-16 and about 30,000 hectare area covered during 2016-17 till date. This is a good system and will be promoted more in coming years.

Table 3.7(a)- Progress of National Food Security Mission (NFSM)-Pulses.

Intervention	Unit	Targets		Achievement			
		Physical	Financial (₹ lakh)	Physical		Financial (₹ lakh)	
		2016-17	2016-17	2016-17	2016-17 (upto 31.12.16)	2016-17	2016-17 (upto 31.12.16)
1. Demonstration on improved technology	Ha.	2310	173.25	3510	173.25	1811.80	-
2. Cropping system based demonstration	Ha.	600	75.00	3000	75.00	2787.80	-
3. Distribution of certified seeds	Qtl.	9937	248.43	4968	124.20	223.50	-
4. Integrated Nutrient Management (INM)	Ha.	12000	60.00	48000	31.80	495.00	-
5. Integrated Pest Management (IPM)	Ha.	13000	65.00	13000	65.00	1244.70	-
6. Resource conservation technology/tools	No.	100	92.50	-	-	-	-
7. Efficient water application tools							
(i) Sprinkler Sets	No.	25	2.50	-	-	-	-
(ii) Pipe for carrying water	Mtr.	7500	3.75	-	-	-	-
8. Cropping system based training	No.	60	8.4	-	-	-	-
9. Miscellaneous	No. of Distt.	0	137.00	-	-	-	-
10. Cluster demonstration (Summer Moong)	Ha.	14583	700.00	-	-	-	-
Total Financial		60115	1565.83	72478	469.25	6562.8	-

Table 3.7 (b)-Progress of National Food Security Mission (NFSM)-Coarse Cereal and Commercial Crops.

Intervention	Unit	Targets		Achievement			
		Physical	Financial (₹ lakh)	Physical		Financial (₹ lakh)	
		2016-17	2016-17	2016-17	2016-17 (upto 31.12.16)	2016-17	2016-17 (upto 31.12.16)
1. Coarse Cereal							
(i) Demonstration on improved package	Ha.	4500	225.00	10945.50	-	-	-
(ii) Distribution of certified seeds	Qtl.	5700	173.00	883.48	-	-	-
2. Commercial Crops							
(i) Cotton: Demonstration/trails	Ha.	-	-	-	-	-	-
(ii) Sugarcane:							
(a) Demonstration	Ha.	-	-	-	-	-	-
(b) Supply of tissue culture Plantlets	No.	-	-	-	-	-	-
Total Financial		10200	398.00	11828.98	-	-	-

Source: Department of Agriculture and Farmers Welfare, Haryana.

Water Management

3.13 Water management is a thrust area not only for the State Agriculture and Farmers Welfare Department but also a very critical need to the Nation. Major thrust has been given for the promotion of Water Saving Technologies under “On-farm Water Management” programme. The department is providing assistance to farmers for laying of Under Ground Pipe Line (UGPL) System, Sprinkler Irrigation System and Drip Irrigation System in cotton and sugarcane crops. These water

saving devices have been found most suitable for different favourable agro-climatic conditions e.g. Sprinkler Irrigation System has been found well-suited for sandy soils having undulating topography. Whereas, UGPL has been found most viable in central flat region of the State. However, Drip Irrigation System in cotton and sugarcane crops was taken up on pilot basis for the first time during 2010-11. The progress of water management is given in **Table 3.8.**

Table 3.8-Installation of Sprinkler, Under Ground Pipe Line and Drip Irrigation System.

Year	Targets		Achievements		Subsidy given to farmers
	Physical (Hect/No.)	Financial (₹ lakh)	Physical (Hect/No.)	Financial (₹ lakh)	
Sprinkler Irrigation System					
2015-16	20,000.00	2,000.00	19,787	1648.84	10346 no. of farmers
2016-17 (upto 31.12.2016)	150,000.00	1500.00	Work is under process		
Underground Pipe Line System					
2015-16	36,000.00	6,000.00	35316	5668.59	15135 no. of farmers
2016-17 (upto 31.12.2016)	2500.00	3,000.00	18580	2500.00	9580 no. of farmers
Drip Irrigation System					
2015-16	2380.00	1443.20	976.32	591.80	709 no. of farmers
2016-17 (upto 31.12.2016)	-	-	-	-	-

Source: Department of Agriculture and Farmers Welfare, Haryana.

Sprinkler Irrigation System

3.14 Sprinkler Irrigation System is also in heavy demand especially in South-Western region of the State. So far, 1,65,160 no. of sprinkler sets have been installed with an expenditure of ₹ 243.45 crore as subsidy in the State. Out of which, by providing subsidy amount of ₹ 1,648.84

lakh, an area of 19,787 hectare has been covered during the year 2015-16. Target to cover 28,000 hectare area and a total subsidy amount of ₹ 3,000 lakh is proposed for the year 2016-17. The subsidy @ 60 percent for Small and Marginal Farmers and @ 50 percent for others is being provided.

Underground Pipe Line System

3.15 The Underground Pipe Line project is one of the flagship project of the department taken under RKVY and the programme has widely been accepted by the farmers in the entire State. By laying UGPL System water losses are minimized, energy is saved, additional area is brought under cultivation, operational cost is reduced and occurrence of insect/pest and diseases are minimized. So far, an area of 2,06,223 hectare had been brought under the system by utilizing an amount of ₹ 282.65 crore as subsidy. Out of which, an area of 35.316 hectare has been covered by providing subsidy amount of ₹ 5,668.59 lakh during the year 2015-16. Target to cover 44,350 hectare at a total subsidy amount of ₹ 4,500 lakh is proposed for the year 2016-17. The pattern

of assistance under UGPL is @ 50 percent of the cost of system limited to ₹ 25,000 per hectare with a maximum of ₹ 60,000 per beneficiary.

Drip Irrigation System

3.16 Drip Irrigation system is being promoted in cotton and sugarcane crops. So far, an area of 4,582.64 hectare has been covered under the system by providing subsidy amount of ₹ 40.01 crore in the State. Out of which, an area of 971.64 hectare has been covered by providing subsidy amount of ₹ 590.33 lakh during the year 2015-16.

3.17 Target to cover 2470 hectare by providing assistance amount of ₹ 1,470 lakh proposed for the year 2016-17. Assistance @ 70 percent of the total cost of system for Small and Marginal Farmers and @ 60 percent for others is admissible.

Table 3.9- Farm Implements Given to Farmers on Subsidy in 2015-16.

Sr. No.	Name of Implements	Physical	Financial (₹ lakh)
1	Zero Till Seed cum Fertilizer Drills	1919	271.35
2	Rotavators	475	102.65
3	Bed Planters (Multi Crop)	-	-
4	Power Weeder/Sprayer/Reaper	78	23.74
5	Straw Reaper	-	-
6	Reaper Binder	123	146.5
7	Cotton Seed Drill	466	66
8	Tractor Mounted Sprayer	840	123.64
9	Laser Leveller	1017	677.86
10	Seed cum Fertilizer Drill	296	41.94
11	DSR	183	25.2
12	Wheel Hand Hoe	-	-
13	Subsoiler	39	1.77
14	Happy Seeder	32	18.47
15	Mulcher	9	5.28
16	Straw Baler	-	-
17	Bullock Drawn Implements	24	0.96
18	Manual Sprayer	-	-
Total no. of Beneficiaries/Expenditure		5501	1505.36

Source: Department of Agriculture and Farmers Welfare, Haryana.

Farm Implements

3.18 Various farm implements are given to farmers by the Agriculture

Department on subsidy. The detail is given in **Table 3.9.**

**REVENUE AND DISASTER
MANAGEMENT**

Natural Calamity and Relief Measures

3.19 As per the decision taken by the Government, for damage caused to crops on account of floods, standing water,

fire, electric sparking, heavy rains, hailstorm and dust storm etc., the following enhancement in relief norms have been made w.e.f. 1.3.2015 is given in **Table 3.10**.

Table: 3.10- Natural Calamity and Relief Measures.

Sr. No.	Extent of damage to standing crops	Earlier norms of Relief		Present norms of Relief w.e.f. 1.3.2015	
		Name of crops	Amount per damaged crop/ acreage (in ₹)	Name of crops	Amount per damaged crop/acreage (in ₹)
1.	Damage \geq 25% to < 33%	---	---	(i) Wheat, Paddy, Cotton, Sugarcane (ii) Mustard and other crops	7000 5500
2.	Damage between 26% to 50 %	(i) Wheat, Paddy, Cotton (ii) Other crops	5000 4000	(i) Wheat, Paddy, Cotton, Sugarcane (ii) Mustard and other crops	7000 5500
3.	Damage between 51% to 75 %	(i) Wheat, Paddy, Cotton (ii) Other crops	7500 5000	(i) Wheat, Paddy, Cotton, Sugarcane (ii) Mustard and other crops	9500 7000
4.	Damage between 76% to 100 %	(i) Wheat, Paddy, Cotton (ii) Other crops	10000 7500	(i) Wheat, Paddy, Cotton, Sugarcane (ii) Mustard and other crops	12000 10000

Norms for damage caused to crops on account of drought:

Sr. No.	Extent of damage to standing crops	Name of crop	Earlier norms governing relief payment per damaged crop/ acreage	Present norms governing Relief payment per damaged crop/ acreage w.e.f. 1.1.2014
1.	Damage between 51% and above	(i) Wheat, Paddy, Cotton (ii) Other crops	2700 2100	4000 3500

Source: Revenue and Disaster Management Department, Haryana.

3.20 Compensation amount has been sanctioned to the different Deputy Commissioners for distribution of

gratuitous relief/compensation on account of loss of crops due to natural calamities is given in **Table 3.11**.

Table 3.11- Distribution of Gratuitous Relief/Compensation.

Sr. No.	Name of District	Date of Sanction	Amount sanctioned	Purpose
1.	Karnal	08.04.2016	89,43,175	Hailstrom/Rabi 2015
2.	Bhiwani	25.04.2016	17,85,87,500	Drought/Rabi 2015
3.	Karnal	06.05.2016	10,57,667	Aircraft Bill/2013
4.	Kaithal	26.07.2016	53,97,000	Hailstrom/Kharif 2015
5.	Kaithal	26.07.2016	28,45,00,000	Pest Attack/Kharif 2015
6.	Gurugram	23.08.2016	23,77,51,000	Hailstrom/Rabi 2015

Source: Revenue and Disaster Management Department, Haryana.

3.21 The State Government has been used a social media application, like whatsapp to monitor the flow of water of the rivers and rainfall. An amount of about ₹ 5.32 crore has been sanctioned to all the **SEED CERTIFICATION**

3.22 The Haryana State Seed Certification Agency was set up during the year 1976 under Section-8 of Seeds Act, 1966 to fulfill the condition laid down in National seeds Project and was got registered as an independent agency on 6.4.1976 under the Registration of Societies Act, 1860. The main function of the Agency is to certify, as per prescribed Standards, the seeds of crop/varieties notified by the Government of India under Section-5 of Seeds Act-1966. The details of crop wise standards, prescribed by the Central Seed Certification Board, have been given in the Minimum Seed Certification Standards. The programme for certification is offered by various seed producing organization like Haryana Seeds Development Corporation, Agriculture Department, Horticulture Department, Haryana Agricultural University, National Seeds Corporation, IFFDC and other private growers/agencies. The details of the area inspected and quantity of seed certified by the Haryana State Seed Certification Agency from year 2012-13 to 2016-17 are given in **Table 3.12.**

Deputy Commissioners and HIPA for capacity Building activities (like training and other safety awareness programs on Disaster Management upto village level) for the year 2016-17.

Table 3.12- Area Inspected and Quantity of Seed Certified.

Year	Area Inspected ('000' hect.)	Quantity Certified ('000' qtl.)
2012-13	63.54	1652.49
2013-14	73.34	2069.84
2014-15	75.73	2055.72
2015-16	89.46	2748.69
2016-17 (Targets)	90.50	2800.00

Source: Seed Certification Agency, Haryana.

3.23 Presently, 215 processing plants are under operation in public and private sector in the state wherein seed processing work of various crop varieties is under taken for Certification purpose. After processing a sample of each lot is drawn and got tested from State Seed Testing laboratory Karnal & Sirsa (under the control of Department of Agriculture) and Seed Certification Laboratory Panchkula and Rohtak, after receiving the results from laboratory, if seed lot meeting the prescribed standards seed lot is certified.

PRODUCTION AND DISTRIBUTION OF CERTIFIED SEEDS

3.24 The Haryana Seeds Development Corporation Limited (HSDC) had produced 6,317 qtls. certified seeds of

kharif crops and 2,07,118 qtls. certified seed of rabi crops during the year 2015-16. To ensure timely availability of certified seeds at the door steps of the farmers, the Corporation has a network of 74 sale counters, besides sale outlets of Institutional Agencies such as MINIBANKS, HAFED, HLRDC and HAIC. The Corporation also opens temporary sale counters in the State on the need basis. HSDC is also arranging sale of weedicides/pesticides/insecticides and fungicides to facilitate the farmers for getting maximum agriculture inputs from its sale outlets. HSDC is marketing its goods with the brand name “HARYANA BEEJ”, which is quite popular among the farmers. The Corporation also supplies seeds outside the state to various State Seed Corporations, Agriculture and Farmers Welfare Departments, Bulk Seed Purchasers and Distributors. During the year 2015-16, the Corporation sold 33,794 qtls. (including out State supplies) certified seeds of various crops viz-a-viz paddy, pulses, jowar, bajra etc. in kharif-2015 and 2,93,575 qtls of wheat, pulses, oilseeds, barley, barseem and oats in rabi-2015-16.

HARYANA LAND RECLAMATION & DEVELOPMENT CORP. LTD.

3.26 Haryana Land Reclamation & Development Corporation (HLRDC) Limited was incorporated in 1974. The major programmes of the Corporation are reclamation of alkali soils, sale of agriculture inputs and production of quality seeds. Gypsum is being provided under Land Reclamation Scheme (Water Saving Technology) and Rastriya Krishi Vikas Yojna (RKVY) to the farmers at 50 percent subsidy. Under National Mission On Oilseeds And Oilpalm (NMOOP) and National Food Security Mission (NFSM)

3.25 HSDC is providing quality seeds to the farmers of the State on subsidized rates under various Schemes sponsored by Govt. of India/State Govt. i.e. NFSM, MMA, NMOOP, RKVY, Crop Diversification Scheme, State Plan and A3P Scheme. HSDC has supplied 1,015 qtls. certified Seed of moong to the farmers of the state under Accelerated Pulses Production Programme during summer/kharif-2015 through Department of Agriculture and Farmers Welfare. During kharif-2015, HSDC sold 4,712 packets of B.T cotton to the farmers of the State. HSDC has also sold barseem and oats fodder seeds through HSDC sale counters to the farmers of the State during rabi 2015-16. The sale progress of certified seeds of the Corporation during the years 2014-15 to 2015-16 and projections for the year 2016-17 are given in **Table 3.13**.

Table 3.13- Sale of Seeds by HSDC.
(Qtls.)

Season	2014-15	2015-16 (Tentative)	2016-17 (Proj- ection)
Kharif	14669	33794	36225
Rabi	229833	293575	269929

Source: Haryana Seeds Development Corporation.

60 percent subsidy is given to the farmers on the supply of Gypsum. During the year 2015-16 (up to 31.3.2016) and 2016-17 (upto 30.9.2016), the Corporation distributed 57,803 & 23,313 M.T Gypsum powder to the farmers of the State. Out of 4,05,499 hectare alkali affected land, an area of 3,64,711 hectares has been reclaimed upto November, 2016. As per latest survey of Government of India in 2010, balance 1.84 lakh hectare alkali affected land will be reclaimed in the coming 10-15 years. During the year 2015-16 (upto 31.3.2016), the Corporation has sold 34 M.T DAP, 605 M.T SSP,

6,991 M.T Urea, 2,232 M.T Zinc Sulphate, 178 M.T Micronutrients, 2,33,867 liters/kg./units of weedicides, 25,941 liters/kg./units of pesticides, 14,164 qtl. wheat seed, 327 unit cotton seed, 2,564 Spray Pumps, 225683 bags organic manure, 1,87,219 kg. Acetobactor, 32,094 kg. Azotobactor, 4,000 kg. tea, 125 qtl. organic seed & 3,190 no. IPM kits to the

HORTICULTURE

3.27 Haryana is a fast emerging and one of the leading States in the field of horticulture in India. In the State almost all type of fruits, vegetables, spices, mushroom & flowers are being grown. Out of total area under crops around 85% area under Vegetables & rest is under fruits, spices etc. Horticulture Department long term objectives are to make horticulture a profitable diversified farm activity for farmers, achieve potential productivity through sustainable & advanced technologies and provide nutritional security to the masses. Whereas medium and annual objectives would be to enhance production by increasing productivity per unit area, minimize the post-harvest losses, promote agro processing industries for developing domestic market & also earn

Table 3.14- Area and Production of Fruit Crops.

Name of crop	Achievement 2015-16		Target 2016-17		Achievement 2016-17 (up to Nov., 2016)	
	Area (Hect.)	Production (MT)	Area (Hect.)	Production (MT)	Area (Hect.)	Production (MT)
i) Citrus	19652	301764	20522	367892	501	143822
ii) Mango	9259	89965	9420	109738	91	94945
iii) Guava	11211	152184	12025	185633	494	79649
iv) Sapota	1632	16022	1711	19544	48	12456
v) Aonla	2226	12056	2258	14708	2	2708
vi) Others	2808	25848	2920	31529	63	13252
Total	46788	597839	48856	729044	1199	346832

Source; Horticulture Department, Haryana.

farmers of the State. During the year 2016-17 (upto 30.11.2016), the Corporation has sold 28.950 M.T DAP, 4.80 M.T Urea, 4.270 M.T Zinc Sulphate, 30,650 liters/kg./unit weedicides/pesticides, 720 no. spray pumps and 12,216.40 qtls. wheat seed to the farmers of the State.

foreign exchange, provide elite & disease free quality planting material and introduce & promote latest technologies in horticulture including plastic-culture mechanization etc.

Area and Production of Horticulture

Crops

3.28 Horticulture crops cover 4.90 lakh hectare area which is 7.58 percent of the gross cropped area of the State. Production of horticultural crops in the State was 70.50 lakh M.T during the year 2015-16.

Fruit Cultivation

3.29 Total area under fruits was 46,788 hectare in 2015-16 with production of 5.97 lakh M.T. For the year 2016-17, a target of 48,856 hectare area has been fixed with the production of 7.29 lakh M.T

Table 3.14.

Vegetable Cultivation

3.30 Total area under vegetables was 2,49,602 hectare in 2015-16 with production of 42.04 lakh M.T. For the year

2016-17, a target of 2,41,047 hectare area has been fixed with the production of 47.57 lakh M.T **Table 3.15.**

Table 3.15- Area and Production of Vegetable Crops.

Name of crop	Achievement 2015-16		Target 2016-17		Achievement 2016-17 (up to Nov., 2016)	
	Area (Hect.)	Production (MT)	Area (Hect.)	Production (MT)	Area (Hect.)	Production (MT)
i) Potato	34273	853806	36293	964802	31793	57094
ii) Tomato	29027	675384	31491	763743	17156	260462
iii) Onion	30645	705795	32455	797447	13394	291552
iv) Cucurbits	24337	307793	2579	347806	9100	218083
v) Cauliflower	36143	578953	38278	654217	36922	327795
vi) Leafy Vegetables	31930	370646	33808	418830	25846	159591
vii) Peas	14276	111081	15317	125523	13144	14303
viii) Brinjal	17531	331169	17531	374224	12838	176181
ix) Other	31440	269993	33295	310684	19642	154961
Total	249602	4204620	241047	4757276	179835	1660022

Source; Horticulture Department, Haryana.

Spices

3.31 Total area under Spices was 8,031 hectare in 2015-16 with production of 0.55 lakh M.T. For the year

2016-17, a target of 8,270 hectare area has been fixed with the production of 0.61 lakh M.T **Table 3.16.**

Table 3.16- Area and Production of Spices.

Name of spice	Achievement 2015-16		Target 2016-17		Achievement 2016-17 (up to Nov., 2016)	
	Area (Hect.)	Production (MT)	Area (Hect.)	Production (MT)	Area (Hect.)	Production (MT)
i) Ginger	289	4304	298	4710	88	1559
ii) Garlic	3973	40497	4093	44750	3350	24758
iii) Fenugreek	3534	9348	3638	10274	1750	3555
iv) Others	235	840	241	890	152	800
Total	8031	54989	8270	60624	5340	30672

Source; Horticulture Department, Haryana.

Medicinal and Aromatic Plants

Table 3.17- Area and Production of Medicinal and Aromatic Plants.

Name of medicinal and aromatic plants	Achievement 2015-16		Target 2016-17		Achievement 2016-17 (up to Nov., 2016)	
	Area (Hect.)	Production (MT)	Area (Hect.)	Production (MT)	Area (Hect.)	Production (MT)
i) Aloe vera	88	1403	78	1560	39	2146
ii) Stevia	9	13	43	645	5	0.5
iii) Arandi	-	-	-	-	-	-
Sub-total	97	1416	121	2205	44	2146.5

Source; Horticulture Department, Haryana.

3.32 Total area under Aromatic Plants was 97 hectare in 2015-16 with production of 0.014 lakh M.T. For the year 2016-17, a target of 121 hectare area has been fixed with the production of 0.022 lakh M.T **Table 3.17.**

Flower Cultivation

Table 3.18 - Area and Production of Flowers.

Name of flower	Achievement 2015-16			Target 2016-17			Achievement 2016-17 (up to Nov., 2016)		
	Area (Hect.)	Production (MT)	Cut Flower Production (Lakh)	Area (Hect.)	Production (MT)	Cut Flower Production (Lakh)	Area (Hect.)	Production (MT)	Cut Flower Production (Lakh)
Gladiolus	183	-	24486200	188	-	25162200	129	-	700250
Marigold	5502	61830	-	5553	63259	-	4224	44609	-
Rose	191	1027	18611600	211	1047	29811600	62	848	3379400
Other	54	-	6913000	65	125	7613200	119	110	3535000
Total	5930	62857	50010800	6017	64431	62587000	4534	45567	7614650

Source; Horticulture Department, Haryana.

Mushroom

3.34 In the year 2015-16, a production of 10,500 MT of mushroom was achieved. For the year 2016-17 a target of 10,980 MT was fixed and achieved 1,548 MT upto November, 2016.

Poly House Cultivation

3.35 For raising disease free nursery, off-season and pesticide residue free vegetables, green house technology can play a vital role. In the year 2015-16, 149.66 hectare poly houses were constructed and expenditure of ₹ 44.65 crore was been incurred. For the year 2016-17, a target of 75.91 hectare of poly house has been fixed and upto November, 2016 an area of 73.49 hectare has been covered with expenditure of ₹ 22.45 crore.

Community Tank

3.36 During the year 2015-16, 152 nos. of community/water farm ponds has been constructed with an expenditure of ₹ 5.88 crore. In the year 2016-17 (upto November, 2016), 90 nos. community & 58 nos. individual tanks have been

3.33 Total area under flower cultivation was 5,930 hectare in 2015-16 with production of 0.63 lakh M.T. For the year 2016-17, a target of 6,017 hectare area has been fixed with the production of 0.64 lakh M.T **Table 3.18.**

constructed with the expenditure of ₹ 320.69 lakh.

Micro-Irrigation

3.37 Under National Mission on Micro Irrigation scheme, an area of 3,116 hectare has been covered under Micro Irrigation system by the end of financial year 2015-16 and an area of 687 hectare has been covered upto the November, 2016 with an expenditure of ₹ 339 lakh.

New Initiatives (2016-17)

Establishment of Horticulture Uni.:

3.38 To boost research activities in horticultural crops, Govt. is establishing Horticulture University in Karnal. The foundation stone of the Horticulture University has been laid out on 6.4.2016. An Act has been passed and Govt. has kept ₹ 50 crore during the year 2016-17.

Sign of MoU with US in Agriculture & Horticulture:

3.39 Govt. has signed a MoU with Department of Agriculture, IOWA State, USA on 8th August, 2016 to promote agriculture and transfer of technologies.

Another MoU was also signed on 4th September, 2016 with an US firm for Establishment of Post-harvest Management Centre in Fruits and Vegetables that will help in branding, packaging and marketing of produce especially “Haryana Fresh” brand.

Establishment of New Centres:

3.40 Govt. is establishing Center of Excellence in each district of the State. Three Centres have already been established one each at Karnal, Sirsa and Kurukshetra. One another center is to be completed by March, 2017 at Shahabad, Kurukshetra and work on other two centres one each at Jhajjar & Narnaul has been started. Other centres shall be taken up in the next year.

Formation of Farmers Producer

Organization (FPOs):

3.41 To promote collective marketing of horticulture produce, Govt. has formed 20 Farmers Producer Organization to cover 20 districts with 672 no. of Farmer Interest Groups (FIGs)

having 12,151 no. of farmers to benefit them directly under different Govt. schemes. These farmers shall also be linked with mKisan portal for direct transfer of technical, weather and marketing information.

Baagwani Villages:

3.42 Govt. has declared 340 “Baagwani Villages” in 140 Crop Clusters and under Swarna Jayanti Yojna, a Crop Cluster Development Programme (CCDP) has been prepared for these villages and Govt. has approved an amount of ₹ 517 crore under this project for crop diversification and to increase farmers’ income.

National/International Recognition of Programme/Activities of the Department

3.43 Horticulture Department was given Global Agriculture Leadership Award 2016 on 8th September, 2016 for taking visionary policy initiatives and significant achievements in this sector are as under:-

Technology Demonstration/Center of Excellence at Seven Locations:-

- Horticulture Bio-Technology Centre, Shamgarh (Karnal) ₹ 4.25 crore (inaugurated on dated 06.04.2016)
- Centre of Sub Tropical Fruits, Ladwa (Kurukshetra) ₹ 9.10 crore (inaugurated on dated 06.04.2016)
- Centre of Excellence for Bees, Ram Nagar (Kurukshetra) ₹ 10.50 crore (under progress)
- Centre of Excellence for Flowers, Jhajjar ₹ 15.00 crore (DPR under progress)
- Technology Demonstration Centre of Guava Bhuna (Fatehabad) ₹ 1.00 crore (to be inaugurated)
- New Centre of Excellence to be established
 - 2015-16 : 3 nos. (Hodal, Palwal; Sunderah, Narnaul; Nuh, Mewat)
 - 2016-17 : 4 nos. (Murthal, Sonapat; Barwala, Hisar; Bhuna, Fatehabad; Rewari)

IRRIGATION

3.44 The availability of water is becoming a major problem and various factors are threatening this precious and crucial resource. The availability of water Resources for Irrigation inter-alia for Agriculture purposes is likely to be curtailed in future due to the increase in other uses i.e. drinking, livestock, industries, power generation, environmental health etc. On the contrary, need for more water for producing food

and fiber to meet the growing demand of increasing population cannot be ignored. Haryana, without any perennial source of surface water and dependent upon its share in various Interstate agreements, has been managing the surface water resources so well that the state has become one of the main contributors to the national basket of foodgrains. Achievements of Irrigation Department are given in **Table 3.19 to 3.21.**

Table 3.19- Irrigation and Drainage Projects Commissioned during 2015-16.

Type of projects	Major projects			Medium projects			Minor projects		
	No.	Length (in ft.)	Cost of project (₹ lakh)	No.	Length (in ft.)	Cost of project (₹ lakh)	No.	Length (in ft.)	Cost of project (₹ lakh)
IRRIGATION	32	980913	11551.05	15	231604	913.49	-	-	-
FLOOD CONTROL & DRAINAGE	25	581473	7535.70	85	248734	2936.54	-	-	-
TOTAL	57	1562386	19086.75	100	480338	3850.03	-	-	-

Source: Irrigation and Water Resources Department, Haryana.

Table 3.20- Expenditure Incurred on Repair/Maintenance of Irrigation and Drainage Facilities during 2015-16.

Type of projects	Major projects			Medium projects			Minor projects		
	No.	Length (in ft.)	Cost of project (₹ lakh)	No.	Length (in ft.)	Cost of project (₹ lakh)	No.	Length (in ft.)	Cost of project (₹ lakh)
IRRIGATION Desilting, deweeding and regular watch and ward and routine maintenance	50	3937200	2550	250	3937200	4120	210	8202500	3286
FLOOD CONTROL & DRAINAGE Desilting, desludging and regular watch and ward and routine maintenance	20	1480295	252	100	655000	315	221	7250500	289
TOTAL	70	5417495	2802	350	4592200	4435	431	15453000	3575

Source: Irrigation and Water Resources Department, Haryana.

Table 3.21- Expenditure incurred on Construction and Repair of Water Channel during 2015-16.

Type of work	Target		achievement	
	Physical (Ft.)	Financial (₹ lakh)	Physical (Ft.)	Financial (₹ lakh)
Construction of new water channels	3470000	14500.00	3800000	14463.75
Repair of existing water channels			1480000	5180.00
TOTAL	347000	14500.00	5280000	19643.75

Source: Irrigation and Water Resources Department, Haryana.

3.45 Irrigation & Water Resources Department, Haryana (IWRD) is primarily responsible for operation and maintenance of canal and drainage network in the State including supply of water for irrigation, drinking, pond filling and Industrial and other commercial purposes. Haryana has developed an extensive canal network consisting of 1,461 channels having a length of 14,085 km. The Bhakra System has total 522 canals with a total length of 5,961 km, the Yamuna System has total 446 canals covering 4,422 km and the Lift System has total 493 Canals covering 3,702 km. Besides this, state has vast network of drainage of about 800 drains covering 5,150 km length. The network of the State is old and the capacity of the carrier channels has been reduced due to continuous running of system. Therefore, rehabilitation of the canal network has become very important. In addition, Government is planning to rejuvenate the existing canal system by increasing the capacity of carrier system, so that surplus water during the monsoon period can be brought to the state for irrigation as well as conservation. As a first step towards realizing the vision of Govt. i.e. Har Khet Ko Paani, a project of improving capacity of various pump houses and canals of the Jawahar Lal Nehru Lift Irrigation System costing ₹ 143 crore has been approved. Works costing to ₹ 100 crore including the procurement of pumps is in progress

and likely to be completed by December, 2017. The project is in progress and shall be completed in a phased manner in next two years. Focus has been laid on removing carrier capacity constraints and the bottlenecks in running canals. In WJC Channel, five number old and dilapidated bridges are being reconstructed at the cost of ₹ 30 crore. The work of reconstruction of three bridges stands completed and work on the remaining two bridges is in advance stage.

3.46 Out of the total 15,404 watercourses, about 9,700 have been lined under various projects by both Irrigation and CADA. Since many of these watercourses were lined more than 30 years ago, many have been damaged and require major rehabilitation. Department has identified 7,500 watercourses for major repairs & rehabilitation. Work on remodeling and rehabilitation of watercourses has also been taken up in a phased manner. During the year 2016-17, ₹ 80 Crores have been spent for this purpose. The work of rehabilitation of about 160 watercourses costing ₹ 60 crore is in progress. Besides this, department has planned to rehabilitate about 400 watercourses during the financial year 2017-18 and 2018-19 under State Plan & NABARD. The major rehabilitation work costing ₹ 150 crore have been taken-up on Petwar Distributary, Hisar Major Distributary, Prithla Distributary, Paharpur

Minor, Khanouri Minor, Jakholi Distributary, Tohana Disty, New Uurlana Minor, Jahagirpur Minor, Loharu Disty, Bassai Disty etc during the financial year 2016-17. The work of rehabilitation of these channels is at advance stage of completion. Further State Govt. has planned to rehabilitation of 125 channels with estimated cost of ₹ 550 crore during financial year 2017-18 and 2018-19 under State Plan and NABARD.

3.47 To provide fresh water to holy Braham Sarovar at Kurukshetra, a scheme costing ₹ 16 crore has been recently approved by Govt. The work on the scheme started at site and same is likely to be completed by the end of Dec, 2017. To provide end-to-end solution in irrigation supply chain, such as creation of water sources, rain water harvesting, distribution network, efficient on-farm application and extension services on new technologies/information in the state, as first step during 2016-17, District Irrigation Plans (DIPs) for all districts are being prepared under Pradhan Mantri Krishi Sinchai Yojana (PMKSY) of GOI. Agriculture Department is the nodal department for all the activities of PMSKY.

3.48 To encourage the Micro Irrigation for optimum utilization of available surface water, department in association with Command Area Development Authority (CADA), pilot project demonstrating sprinkler and drip irrigation for 13 districts costing around ₹ 25 crore has been approved. Same has been recently inaugurated by Hon'ble CM, Haryana at Pehowa. The project is likely to be implemented by the end of

December, 2017. The success story shall be replicated in other districts also. This scheme has been identified to be implemented in Swaran Jayanti Year of the formation of the State.

3.49 Under Jal-kranti programme launched by Government of India, 1,250 hectare command area of Ambala District have been identified as Model Command, where all the issues related to water and Agriculture sector shall be addressed holistically. To utilize the surplus water during monsoon period in river Yamuna, a project for increasing the capacity of carrier system costing ₹ 2,000 crore has been prepared. The modalities of implementation of project and arrangement of financial resources are being worked out. After implementation of this project about 4,000-5,000 cusecs additional water shall be available in WJC system. Keeping up with the best technology for operations of channels a real time hydrological data, 100% centrally sponsored scheme namely National Hydrology Project costing ₹ 50 Crore has been approved by Govt. of India. The consultancy services for preparing prefeasibility report for construction of 9 water storage structure in lower Shiwalik Hills i.e. 3 in Panchkula and 6 in Yamunanagar has been given to WAPCOS.

3.50 Every year various flood control and drainage schemes are being approved by Haryana State Flood Control Board (HSFCB) under the Chairmanship of Hon'ble Chief Minister Haryana. Under Flood Control & Drainage initiatives, the year-wise detail of flood control schemes approved during 2015-16 and 2016-17 is given in **Table 3.22**.

Table 3.22- Flood Control Schemes Approved during 2015-16 and 2016-17.

Detail of Schemes	2015-16 (46 th meeting of HSFCB)	2016-17 (47 th meeting of HSFCB)
Total no. of scheme approved	248	263
No. of works completed	95	110
No. of works In progress	45	50
Total cost (₹ crore)	488.25	480.17
Expenditure incurred (₹ crore)	105.00	73.66 (upto 31.12.2016)

Source: Irrigation and Water Resources Department, Haryana.

3.51 Haryana is pursuing for the construction of up-stream storage dams namely Renuka, Kishau and Lakhwar Vyasi on river Yamuna for getting assured water supply to Haryana State from river Yamuna. National Competitive bidding for **FORESTS**

3.53 Haryana is primarily an agricultural State with almost 81% of its land under agriculture. The Forest and Tree Cover extends to 6.65 % of the total geographical area of the State. Forest department is committed to increase the Forest and Tree Cover in the State for improving the Environment and conserving the Bio-diversity of forests and Wild Life through community participation. To achieve this, schemes like “Har Ghar Hariyali” for planting in every household, Agro-forestry for planting on Farm lands, Panchayat lands and Institutional lands are being implemented. Special emphasis is being given to plantation of indigenous species like Neem, Shisham, Bar, Pipal, Bakain, Jand, Rohera etc. During the year 2016-17, 18412 hectares area has been brought

construction of Lakhwar dam has been called by Uttrakhand Jal Vidyut Nigam Ltd. and the bids will be opened on 20.02.2017. Execution of this project will start shortly.

3.52 Pursued inter-state matters with renewed vigour. Hearing of the Presidential Reference which was pending for the last over 12 years has now been decided by the Hon’ble Apex Court on 10.11.2016 in favour of Haryana and the Hon’ble court opined that Punjab cannot nullify the judgment and decision of 2002/2004 and terminate the agreement of 31.12.1981. On 28.11.2016 all party delegations from Haryana submitted memorandum to President of India for his personal intervention to ensure early completion of the remaining portion of SYL Canal in Punjab and to deliver long pending justice to the people of Haryana.

under tree plantation by planting 141.01 lakh seedlings.

3.54 Nature Education and Awareness Programme has been launched from Kalesar by Hon’ble Chief Minister, Haryana wherein local people especially the youth, women and school teachers are sensitized to preserve and protect the natural resources. Herbal Parks have been developed in every District to bring people closer to the natural ecosystem. So far 58 Herbal Parks have already been established in the state. This will help the people in a long way to adopt environment friendly attitudes in their lives and thus, they will act as Green Volunteers of future.

3.55 Vulture Conservation Breeding Programme has been successfully launched in Haryana. This programme is being executed in collaboration with Bombay Natural History Society (Indian

NGO) and Royal Society for Protection of Birds, London (International NGO) by Forest department, Haryana. Soft release of the captive bred vultures was done by Hon'ble Chief Minister, Haryana at this centre in the month of November, 2015–the first ever in Asia 3rd June, 2016, the vultures were released in the wild by Hon'ble Chief Minister Haryana & Sh. Prakash Javadekar Hon'ble Minister of State for Environment Forest and Climate Change (independent charge). This programme has been recognized and acclaimed internationally.

3.56 Emphasis has also been given to Soil and Moisture Conservation in the Shivaliks. All existing Water Harvesting Structures (WHSs) in the Shivaliks have been mapped. All feasible sites for construction of new WHSs from Kalesar to Kalka have been identified and WHSs are being constructed at these sites during current year 2016-17.

3.57 Management Information System (MIS) and Geographical Information System (GIS), significant tools for scientific planning and management, are being developed to improve efficiency in accounts, administration, forest and Wild

ANIMAL HUSBANDRY AND DAIRYING

3.60 For effective and complete ban on cow slaughter in the State, “The Haryana Gauvansh Sanrakshan & Gausamvardhan Act, 2015” has been enacted and is in force w.e.f. 19.11.2015. Under the Act, stringent provisions have been made for prevention of cow slaughter and illegal transport. Provision of imprisonment upto ten years and fine upto ₹ one lakh has been made for the offence of cow slaughter and for illegal trafficking

Life management and personnel management.

3.58 To further the cause of Forestry & Wildlife, Forest department has been instrumental in organizing rural women into Self Help Groups (SHGs). So far, 2195 SHGs have been constituted covering 946 villages. This has helped in improving their socio-economic status by adoption of Income Generation Activities. These members are actively involved in activities like afforestation, vermi-composting, organic farming, saving girl child etc. This has increased the awareness of masses and will facilitate in making Haryana Clean & Green. They are acting as conscious keepers and green volunteers of the society.

3.59 Various initiatives have been taken to protect Wildlife in Shivaliks and Aravallis. Wildlife Institute of India, Dehradun has been actively involved in mapping Wild Life sensitive areas. Govt. of Haryana has taken a laudable step by implementing the concept of Natural Conservation Zones due to which beautiful forests like “Mangar Bani” have been saved.

of cows for slaughter purposes, provision of imprisonment upto seven years and fine upto ₹ 70,000 has been made in addition to confiscation of vehicle used for illegal transport. In case of default in payment of fine, additional imprisonment, which may be extend upto one year, may also be imposed in lieu of the fine.

3.61 The Government is providing subsidy to the extent of 50% for establishment of dairy units of indigenous cows upto 5 milch animals. A total of 1,231 dairy units have been established during the current year.

3.62 For encouraging the farmers to rear good quality high yielding indigenous cattle of Haryana and Sahiwal breeds, performance recording for these breeds has been started and for that incentive money ranging from ₹ 10,000 to ₹ 20,000 on the basis of milk yield is being provided to the owners of indigenous cows. During this year, 690 Haryana and 141 Sahiwal cows have been recorded till now.

3.63 The Government has decided to establish “Gau Abhyaranyas” at strategic locations in the State for effective rehabilitation and upkeep of stray cattle. Proposals to establish Gau Abhyaranyas at suitable places in the districts of Hisar and Panipat are under consideration of the Government during Golden Jubilee years.

3.64 For integrated development of small ruminants, equine, piggery and fodder development, the Department has started implementing different projects under “National Livestock Mission”. The provision of insurance of various categories of livestock has also been made under the Mission.

3.65 Animal husbandry is an important sector to supplement the income of rural masses in the State. The Animal Husbandry and Dairying Department has undertaken ambitious programmes for genetic improvement of the livestock as well as keeping it disease-free for their optimum production. As per Livestock Census-2012, livestock population of the State is 89.98 lakh including 18.08 lakh cattle and 60.85 lakh buffaloes. There are 2,801 veterinary institutions, on an average one veterinary institution for every three villages, spread over the entire State providing veterinary and breeding services to the livestock. In addition to this, 1,000 ILDCs (Integrated Livestock Development Centres) were functional in PPP mode to

provide breeding services during the year 2016-17.

3.66 With consistent and sustainable support from the Government to the Animal Husbandry sector, the total annual milk production in the year 2015-16 has reached 83.81 lakh tonne. The per capita per day availability of milk in the State has increased to 835 grams, which is second highest in the country. During the year 2015-16, the production of eggs has reached to 49,133 lakh and production of wool to 7.02 lakh Kg. Whereas production of meat has reached to 402.77 lakh kg. in the State.

3.67 In order to improve the genetic merit of livestock, special attention is being paid towards conservation, multiplication and improvement of indigenous germplasm such as Murrah breed of buffaloes and Haryana & Sahiwal breeds of cows. Under this programme, animals of superior germplasm are being identified with an ultimate objective of establishing a ‘gene pool’ of these unique breeds for future breeding. Further efforts are being made to introduce latest technology in order to maximize per head productivity of milch animals in the shortest possible time. Under the ongoing scheme the owners of recorded high milk yielding Murrah buffaloes are being awarded cash incentive money of ₹ 15,000, ₹ 20,000 and ₹ 30,000 in the categories of 19-22 kg., >22-25 kg. and above 25 kg. respectively.

3.68 The veterinary institutions are being provided all essential veterinary medicines and life-saving drugs. For providing specialised veterinary services, the State has established veterinary polyclinics at strategic locations. So far, four Polyclinics have been established at Sirsa, Bhiwani, Sonipat and Rohtak.

An ultra modern Pet Medical Hospital-cum-Training Centre has been set up at Panchkula for diagnostic and treatment of pet animals. The construction works of new Veterinary Polyclinics at Jind and Rewari has been completed and the department will throw open these polyclinics during the Golden Jubilee years.. In addition to this, there is a target to open 40 new Government Veterinary Hospitals and Government Veterinary Dispensaries in the year 2017-18.

3.69 With a view to make dairy development a venture of self-employment, 2,777 unemployed youth were provided self-employment during the year 2016-17. During the year 2017-18, there is a target for establishing of 1,500 dairy units. Special efforts for enhancing production and availability of quality feed & fodder for optimum milk production shall continue with more zeal.

3.70 A new scheme Risk Management and Livestock Insurance has been launched on 29.07.2016 at Jhajjar. Under this scheme, ₹ 100 for large animals such as cattle, buffaloes, horses, donkeys and camels etc. and ₹ 25 for small ruminants such as sheep, goats and pigs etc. for three years as premium will be paid. Five large animals and 50 small ruminants will be insured by a beneficiary. Free insurance will be provided to the livestock of scheduled caste families.

3.71 Out of a total plan allocation of ₹ 22,150 lakh for the year 2017-18, a sum of ₹ 2,000 lakh have been earmarked for the upliftment of Scheduled Caste families under Scheduled Caste Sub-Plan (SCSP) for providing free insurance coverage to the animals owned by the Scheduled Caste families as well as for providing self-employment opportunities to them through establishment of 3 milch animals

dairy, piggery and sheep & goat units. For establishment of dairy, piggery, sheep and goat units by Scheduled Caste families, subsidy @ 50% would be provided.

3.72 For the overall development of cattle and other milch animals on the basis of modern and best technology, an agreement has been signed with Government of Israel on 15.4.2015 to set up a Centre of Excellence at Hisar. This will lead to a new revolution in the field of milk production in the state and process for setting of this centre has been initiated.

3.73 For conservation, up-gradation and integrated development of indigenous breeds of cattle i.e. Haryana and Sahiwal under "National Programme for Bovine Breeding & Dairy Development" has been implemented. The Government of India has approved the National Programme for Bovine Breeding for the State amounting to ₹ 77.90 crore to be implemented over a period of 3 years (₹ 22.90 crore were approved from NPBB and ₹ 55 crore for Rashtriya Gokul Gram). An amount of ₹ 5 crore has been released to the State under NPBB by Government of India in the year 2016-17. The major components under NPBB are extension of Field A.I. Net Work, strengthening of existing A.I. Centres, development & conservation of Indigenous Breeds etc.

3.74 A Gokul Gram is to be established at Sector-1, Govt. Livestock Farm, Hisar. The existing herds of Haryana, Sahiwal and Tharparkar breeds and the available infrastructure will be suitably strengthened to achieve the objectives of the Gokul Gram. A new herd of Gir breed will also be established. The major components under the project are

purchase of good quality Indigenous Cattle (Haryana, Sahiwal, Tharparkar & Gir), construction of two ultramodern cow sheds to house cattle, construction of calf pens, balanced nutrition, introduction of total mixed ration (TMR) technology, production of bio-products (urine distillation plant, production of bio-pesticides, bio-fertilizers, vermi-compost) etc. To initiate the project during the year 2016-17 GOI has released an amount of ₹ 10 crore.

3.75 NDDDB has sanctioned two sub projects for production of High Genetic Merit Bulls (Haryana-PS and Murrah –PT) and strengthening of Sperm Station, Hisar over a period of 5 years.

(a) For production of High Genetic Merit Haryana Bulls through pedigree selection and under the programme an

FISHERIES

3.77 After Green and White Revolution, the State of Haryana is now on the threshold of Blue Revolution. Fish culture as subsidiary occupation is becoming popular among fish farmers of the State. The State Government of Haryana through Fish Farmers Development Agencies is extending technical and financial assistance to fish farmers. An Ornamental Fish Hatchery has been established at Government Fish Seed Farm, Saidpura (Karnal) in order to meet out the demand of fish seed and ornamental fishes.

3.78 During the year 2015-16, an area of 17800 hectare was brought under fish culture against the target of 18,000 hectare area by stocking of 6,400 lakh fish seed against the target of 6,400 lakh fish seed and 1,21,000 M.T fish produced against the target of 1,26,900 M.T fish. To

amount of ₹ 5.09 crore has been sanctioned. The sub project is implemented in 3 districts namely: Bhiwani, Jhajjar & Rohtak.

(b) For production of High Genetic Merit Murrah Bulls through progeny testing programme and under the programme an amount of ₹ 24.72 crore has been sanctioned. The sub project is implemented in 6 districts namely Bhiwani, Jhajjar, Rohtak, Hisar, Jind & Sonapat.

3.76 Construction of new campus of Lala Lajpat Rai University of Veterinary and Animal Sciences has been set up by the Govt. in the State and new complex of this university will be set up at Hisar for which land has been provided by the department and funds for this complex will be got arranged through NABARD and the foundation stone of which has been laid.

utilize saline affected and water logged area, department has introduced first time in the State, a new project under Rastriya Krishi Vikas Yojana for white shrimp *Litopenaeus Vannamei* in saline affected areas of district Jhajjar, Rohtak and Hisar and fish culture in water logged area of district Mewat and Palwal during the year 2014-15. During the year 2014-15, 28 hectare area has been covered under White Shrimp *Litopenaeus Vannamei* Culture in saline affected area. After the successful trial during the year 2015-16 of White Shrimp Culture in saline affected area in the State, department has brought additional 39.67 hectare saline area under White Shrimp Culture and 29.24 hectare water logged area brought under fish culture. Department has disbursed an amount of about ₹ 3.04 crore as subsidy to the fish farmers for White Shrimp *Litopenaeus Vannamei* Culture under

Rastriya Krishi Vikas Yojana for the year 2015-16. Department has submitted the project proposal amounting to ₹ 1,098 lakh for the promotion White Shrimp Culture in **FOOD AND SUPPLIES**

3.79 In the State there were 42,87,649 ration card holders as on 30.9.2016. The no. of gas connections was

saline affected area and Government has sanctioned of ₹ 750 lakh under State Level Sanctioning Committee for the implementation of scheme for 2016-17.

61,80,818. The number of Ration Cards & Gas Connections in the State from 2011-12 to 2016-17 (upto September, 2016) is given in **Table 3.23**.

Table 3.23 – Number of Ration Cards and Gas Connections.

Year	No. of Ration Cards				No. of Gas Connections		
	APL	BPL	AAV	TOTAL	SBC	DBC	TOTAL
2011-12	4428687	949794	269194	5647675	1664442	2474469	4135611
2012-13	3467189	869068	259500	4595757	1798955	2665861	4464816
2013-14	3467189	869068	259500	4595757	2020133	2941803	4961936
2014-15	3231483	862865	257495	4351843	2111577	3189098	5300675
2015-16	3179289	850463	255985	4285737	2252189	3483324	5735513
2016-17 (upto September, 2016)	3182738	849381	255530	4287649	2711301	3469317	6180618

Source: Food and Supplies Department, Haryana.

Targeted Public Distribution System

3.80 Operation of Targeted Public Distribution System with special emphasis on Below Poverty Line (BPL), including Antodaya Anna Yojana (AAY) families is another important activity of Food and Supplies Department, Haryana. In the State there are 2,55,610 AAY+ Homeless, 4,53,735 CBPL, 3,96,767 SBPL and 18,24,324 OPH beneficiaries. With the implementation of National Food Security Act. (NFSA), 2013 in the state as much as 14,35,640 tonne of wheat at a subsidized rate of ₹ 2.00 per kg. has already been distributed among the beneficiaries from January, 2014 to November, 2016. The Act classifies the eligible households into two categories i.e. Antodaya Anna Yojana (AAY) families and Priority Households (PHs) in the State. Under AAY beneficiaries will continue to get 35 kg. of foodgrains per month at highly subsidized

rates ₹ 2 per kg. Each member of Priority Household will get 5 kg. of wheat at the same rate. The National Food Security Act is a bold initiative to provide Food Security to poor thereby reducing chronic malnutrition in a substantial manner. Under Dal Roti Scheme, the State Government will also provide 2.5 kg. pulses per household per month at subsidized rate of ₹ 20 per kg. to AAY and BPL families to meet their nutritional and proteins needs.

Procurement

3.81 Department of Food and Supplies, Haryana procures food/coarse grains with a view to ensure that farmers get remunerative prices for their produce and do not have to resort to distress sale. The detail of procurement and MSP from 2005-06 to 2016-17 in the State is given in **Table 3.24**.

Table 3.24- Procurement and MSP in the State.

Year	Wheat Procured (Lakh Tonne)	MSP of Wheat (₹/qtl.)	Paddy Procured (Lakh Tonne)	MSP of Paddy (₹/qtl.)		Bajra Procured (Lakh Tonne)	MSP of Bajra (₹/qtl.)
				Common	Grade-A		
2005-06	45.29	640/-	23.56	570/-	600/-	0.05	525/-
2006-07	22.30	650/- +50 bonus	20.47	580/- + 40 bonus	610/- +40 bonus	-	540/-
2007-08	33.50	750/- +100 bonus	17.85	645/- + 100 bonus	675/- +100 bonus	1.23	600/-
2008-09	52.37	1000/-	18.22	850/- + 50 bonus	880/- + 50 bonus	3.10	840/-
2009-10	69.24	1080/-	26.36	950/- +50 bonus	980/- +50 bonus	0.77	840/-
2010-11	63.47	1100/-	24.82	1000/-	1030/-	0.74	880/-
2011-12	69.25	1120/- +50 bonus	29.66	1080/-	1110/-	0.18	980/-
2012-13	87.16	1285/-	38.53	1250/-	1280/-	-	1175/-
2013-14	58.56	1350/-	35.87	1310/-	1345/-	-	1250/-
2014-15	65.08	1400/-	30.07	1360/-	1400/-	-	1250/-
2015-16	67.70	1450/-	42.59	1410/-	1450/-	0.05	1275/-
2016-17	67.57	1525/-	42.69	1470/-	1510/-	0.06	1330/-

Source: Food and Supplies Department, Haryana.

Consumer Protection Act, 1986

3.82 Enforcement of the Provisions of the Consumer Protection Act, 1986 and creation of awareness among consumers are other important activities of the Food and Supplies Department. In the State District Fora have been established in the 21 Districts.

Setting up of Consumer Helpline

3.83 A Consumer Helpline in the State of Haryana has been established in the Directorate of Food and Supplies and its toll free number is 1800-180-2087. The helpline was made functional w.e.f. 12.8.2013. State Consumer Helpline is helping consumers by giving guidelines/advice to sort out their complaints in every sphere in the State. Since its inception (on 12.8.2013) approximately 14825 complaints have been received upto 8.12.2016. The success rate is 85%.

Legal Metrology

3.84 The Legal Metrology Act, 2009 was formulated by the Govt. of India to establish and enforce Standards of Weights and Measures, to regulate trade and commerce in weights, measures and other goods which are sold or distributed by weights, measures or number in the interest of consumers by ensuring correct Weights and Measures in various transactions. During the year 2015-16, against the target of ₹ 13 crore, revenue receipt of ₹ 13.82 crore have been collected and during the year 2016-17 (upto 30.10.2016) the revenue receipt of ₹ 7.37 crore have been collected by Legal Metrology Organisation.

Brick-kilns

3.85 The Haryana Control of Bricks Supplies Order, 1972 was made under the provisions of section 3 of the East Punjab Control of Bricks Supplies Act, 1949. As on 31.10.2016 there were 2,995 Brick-kilns licenses in the State to ensure availability of bricks for general public and

for Govt., development works there is complete ban on the movement of bricks outside the State. This control order has been substantially liberalized by the State Government by de-notifying the provisions like fixation of price of bricks, permit system for bricks, maintenance of production and selling of bricks and monthly statements etc.

End to End Computerization of TPDS Operationa

3.86 The Department is implementing plan scheme of “End-to-End Computerization of TPDS Operations” on 50-50 sharing basis between Government of India and the State Government for computerization of TPDS operations since November, 2014.

- 29,32,275 families/ration cards and 1,32,19,368 beneficiaries has been digitized and verified.
- 26,73,646 (91.18%) ration cards have Aadhaar of at least 1 family member and Aadhaar seeding of 1,04,54,858 (79.1%) beneficiaries has been completed.
- Digitization of 9588 FPS and 503 godowns has also been completed.
- Transparency portal of the Department(<http://haryanfood.gov.in>) is functional and is being updated regularly.
- The Department is implementing Food and Essential Commodities Assurance & security Target (FEAST) for online allocation and supply chain management of PDS. Departmental employees have been imparted training regarding FEAST. Online allocation is being done since January, 2016 on trial basis. Supply Chain management has also been implemented on trial basis from October, 2016. Online

allocation and Supply chain management is likely to be implemented/rolled out in the entire State shortly.

- Toll free help line no. 1967 for addressing grievances/complaints is functional. Online grievances redressal system is also functional and available on PDS portal of the department at <http://164.100.86.247/hrgrams/>.
- Project Management Unit (PMU) has been established at Departmental HQs.
- Technical Support Persons (Programmers-22 and Junior Programmer-52) have been deployed.
- System Integrator for FPS Automation Link Well Tele Pvt. Ltd. for Zone-I (Ambala and Hissar Divisions) and BEL for Zone-II (Gurugram and Rohtak Divisions) have been selected.
- Hon’ble Prime Minister has inaugurated FPS Automation (the distribution of essential commodities to the beneficiaries through Point of Sale (POS) device after Aadhaar based biometric authentication at FPS) in the entire State on 1st November, 2016.
- 8758 PoS have been registered on NIC Portal and 7236 POS have been activated.
- Ration has been distributed to around 8 lakh families/ration card holders in the month of November, 2016 through POS devices and 11,04,961 transactions have been carried out on 7,236 active POS devices. Details are available at <http://164.100.78.195/state link> .

3.87 During the year 2016-17 (upto Dec., 2016) the licence of defaulting 21 wholesale & 33 Retail Depot Holders of Kerosene Oil were cancelled and 31 Wholesale & 98 Retail Depot holder's licences were suspended. FIR against

5 Wholesale and 4 Retail Depot holders of Kerosene Oil were registered. The detail of checking of Kerosene Depot and LPG dealers from 2011-12 to 2016-17 is given in **Table 3.25**.

Table 3.25- Checking and Action Taken Against Kerosene Depot and LPG Dealers.

Year	No. of Kerosene Dealers		Action taken						No. of LPG dealers	No. of defaulter dealers	Action taken	
			Licence cancelled		FIR lodged		Licence suspended				Supply suspended	FIR lodged
	W/s	R	W/s	R	W/s	R	W/s	R				
2011-12	152	8202	0	158	0	12	0	0	305	4	0	3
2012-13	142	12167	1	97	0	9	0	0	348	7	0	5
2013-14	139	11903	0	132	0	3	0	0	383	3	2	1
2014-15	136	10390	1	165	0	10	0	0	387	0	0	0
2015-16	121	9067	1	128	3	5	24	0	397	0	0	0
2016-17 (upto Dec, 2016)	115	9085	21	33	5	4	44	0	414	0	0	0

CITIZEN CENTRIC SERVICE

Sr. No.	Name of the Deptt.	Services	Number of working days for disposal	Competent Authority	1 st Appellate Authority	2 nd Appellate Authority
1.	Food & Supplies Deptt.	Issue of new ration card on receipt of D-I form i.e. Application Form for APL Category	22	Inspector Incharge/ AFSSO	Distt. Food & Supplies Controller	Deputy Commissioner
2.		Issuance of new ration card on receipt of surrender certificate (APL/BPL/AAY)	15	-do-	-do-	-do-
3.		Issuance of duplicate ration card (APL/BPL/AAY)	15	-do-	-do-	-do-
4		Inclusion/ Deletion of family member (APL/BPL/AAY)	15	-do-	-do-	-do-
5		Change of address within same jurisdiction (All category ration cards)	15	-do-	-do-	-do-
6		Change of address including change of FPS (All category ration cards)	15	-do-	-do-	-do-
7		Issuance of surrender certificate (All category ration cards)	7	-do-	-do-	-do-
8		Correction of data in Ration card and amendment for the name of head of the family	7	-do-	-do-	-do-

3.88 Seven services concerning Ration Cards like issuance of new ration card, duplicate ration card, surrender certificate, inclusion / exclusion of family member, change of address and change of fair price shop etc. have been given fixed timeframe (as shown above) for facilitating quick services to the public. The process for all these services has been simplified by recasting of application forms. The State Government vide Notification dated 7.5.2015 have notified

HARYANA STATE CO-OP. SUPPLY & MARKETING FED. (HAFED)

3.90 Hafed is the largest apex cooperative federation of Haryana State. It came into existence on Nov. 1st 1966 alongwith the formation of Haryana as a separate State. Since then it is playing a leading role in serving the farmers of Haryana as well as consumers. The business turnover and profit of the Federation for the financial year 2015-16 is ₹ 8780.11 crore and ₹ 38.06 crore (after tax) respectively whereas in the year 2014-15, it was ₹ 8501.00 crore and ₹ 20.31 crore respectively.

3.91 Notable achievements of Hafed for the year 2015-16 are as under:

Record Procurement of Paddy

Hafed has procured 18.42 lakh M.T paddy during the current Kharif season which is ever highest and it constitutes about 35 percent of the total paddy procured by all the agencies of the State against the allocated share of 33 percent. In Kharif-2015, 15.15 lakh M.T Paddy was procured by Hafed. 99.97 percent Custom Milled Rice (CMR) was delivered to FCI in the Central Pool and the performance of Hafed in CMR delivery is the best amongst all the

the services both for urban and rural areas in the time frame under the Right to Services Act, 2014.

3.89 New simplified forms for all above services have been made available in all field officers/PR Centers. Since August, 2011, onwards field offices of Food and Supplies Department received more than 12.01 lakh (upto October, 2016) applications in this regard and services concerning these applications have been rendered within timelines.

Procuring Agencies Including Food Department.

1st time Procurement of moong

The purchase of moong has been made first time in Haryana under the Price Stabilisation Fund Scheme. Hafed has purchased 16,932 qtl. of moong in Hisar and Siwani (Bhiwani) Mandis in this season.

Procurement of Bajra

Hafed has purchased 6,039 M.T of bajra in the current Kharif 2016 season out of the total procurement of 27,758 M.T made by all the procurement agencies of the State. Thus Hafed has procured 22 percent of the total purchase.

Procurement of Wheat

25.11 lakh M.T of wheat has been procured by Hafed during Rabi-2016 season which constitutes about 37 percent of the total wheat procured by all the procurement agencies of the State against the allocated share of 33 percent.

Procurement of Sunflower

Hafed purchased 4,785 M.T of sunflower seed during Rabi 2016 season to support the farmers of the State.

Supply of Fertilizers

Hafed has played a vital role in making the timely arrangement of Urea and DAP in the State. 0.84 lakh M.T Urea and

0.23 lakh M.T DAP was sold by Hafed w.e.f. 1.4.2016 to 31.12.2016. As on 1.1.2017, 0.27 lakh M.T Urea and 0.45 lakh M.T DAP is available with Hafed.

Sugar Mill Assandh

31.19 lakh qtl. of sugarcane was crushed by the Hafed Sugar Mill Assandh during the crushing season 2015-16 and it achieved ever highest sugar recovery of 11 percent. In the current 2016-17 crushing season the Sugar Mill Assandh is expected to crush 37 lakh qntl. of sugarcane.

Marketing of Consumer Products

Consumer products of ₹ 54.02 crore

STORAGE

3.92 The Haryana State Warehousing Corporation and other procurement agencies are having a covered storage capacity of 84.07 lakh M.T (Food and Supplies Department-3.79, Hafed-11.26, HSWC-15.10, FCI-7.58, CWC-4.72, HSAMB-4.19, HAIC-1.41, PEG scheme-34.02 lakh M.T and (2 lakh M.T steel silos at Dhand (Kaithal) pertaining to Adani Group included in this capacity) as on 31.1.2017. Hafed is constructing godown for the capacity of 1,19,531 M.T and HSWC for 52,464 MT. Likewise Food and Supplies Department is constructing the godowns for the capacity of 89,678 M.T at three locations i.e. Bhorsainda (Kurukshetra), Kharkhoda (Sonapat) and Tigaon (Faridabad) with the assistance of NABARD under WIF scheme of in plan budget. The construction work at Tigaon has been completed and the godown has been handed over to this department. The construction work is under progress in remaining two places. The target date for completion is 31.3.2017.

have been sold by Hafed during the period 1.4.2016 to 31.12.2016.

E-Procurement

Hafed has switched over to the new e-tendering portal of the State Government (<https://haryanaeprocurement.gov.in>). The e-tendering for civil works and some other activities has already been started on the new portal to ensure transparency in the tendering process.

New Cattle Feed Plant

The Hafed shall setup a Cattle Feed Plant of 50 M.T per day capacity at Jatusana.

HARYANA STATE WAREHOUSING CORPORATION

3.93 Haryana State Warehousing Corporation is a statutory body created for providing scientific storage facilities for a wide range of agricultural produce and notified commodities to the farmers, Govt. agencies, public enterprises, traders, etc. At present, the Corporation is operating 115 Warehouses across the State with a total storage capacity of 15.34 lakh M.T which consists of covered godowns of 15.10 lakh M.T capacity and open plinths of 0.24 lakh M.T as on 30.11.2016. The year-wise average storage capacity is given in **Table 3.26**.

3.94 The Corporation had an owned storage godowns of 7,000 M.T capacity at the time of inception on 1st November 1967 which has increased to 15,10,000 M.T capacity as on 30.11.2016. During the year 2015-16, godowns of 66,580 M.T capacity were to be constructed, out of which capacity 20,636 M.T at 5 locations were made storage worthy on 31.3.2016. During the year 2016-17, there is a proposal to construct 91,304 M.T capacity godowns at 15 different locations.

Table 3.26- Average Storage Capacity and Its Utilization.

Year	Average storage capacity (in MT)	Average utilization (in MT)	% age of utilization	No. of Warehouses
2010-11	1616270	1497189	93	107
2011-12	1672188	1645066	98	107
2012-13	1888401	1966756	104	108
2013-14	1791037	1603636	90	109
2014-15	1677361	1172602	70	111
2015-16	1723162	1181468	69	115
2016-17 (upto 30.11.16)	1740276	1455446	83	115

Source: Haryana State Warehousing Corporation.

Inland Container Depot

3.95 The Corporation is operating an Inland Container Depot (ICD)-cum-Container Freight Station (CFS) at Rewari to provide cost effective services to the Importers and Exporters of Haryana and its adjoining area of the neighboring States. However, operations of ICD-cum-CFS,

AGRICULTURAL MARKETING

3.96 The Haryana State Agricultural Marketing Board (HSAMB) was set up on 1st August, 1969 for exercising superintendence and control over the Market Committees in the State. Since inception, the Board has established 108 Principal Yards, 174 Sub Yards and 197 Purchase Centres. In addition to this, the Board has constructed 4,690 no. link roads having length 12,057 km till 31.1.2017. The details of development works, IT initiatives and other activities carried out by the Board in the tenure of present Govt. are as under:-

Development Works

3.97 The HSAMB has spent an amount of ₹ 1,019.44 crore upto 31.1.2017 on the Development/ Up-gradation of Grain/ Vegetable Markets, construction & maintenance of Link Roads during the tenure of present Government. The head wise detail is as under:-

Rewari are being handled by CONCOR w.e.f. 1.11.2008 under a Strategic Alliance Agreement with CONCOR (a subsidiary of Indian Railway). Inland Container Depot, Rewari has been connected online to the world through the Electronic Data Inter-Change (EDI) system since 18.12.2009.

➤ **Mandi Works:** The HSAMB has spent an amount of ₹ 425.73 crore on the development of New Grain/Vegetable Markets and Up-gradation of facilities in the existing markets. The development works to the tune of ₹ 190.45 crore for providing such facilities in the Mandis are in progress.

➤ **Construction of New Link Roads:** The HSAMB has completed the construction of 271 no. new link roads having length 821 kms with an expenditure of ₹ 232.81 crore. The work on 176 no. link roads having length of 557 kms with an estimated cost of ₹ 262.19 crore are in progress at various stages.

➤ **Special Repair of Link Roads:** The HSAMB is undertaking the work of maintenance of link roads constructed by it on actual need basis. The special repair works on 827 no. link roads having length of 2,383 kms with an expenditure of ₹ 344.11 crore have been completed. This

expenditure includes annual repair of link roads also. The special repair works on 405 no. link roads having length of 1,281 kms with an estimated cost of ₹ 141.85 crore are in progress at various stages.

Market Fee

3.98 A target of ₹ 520 crore was fixed for collection of market fee in the current financial year 2016-17. An amount of ₹ 547.61 crore has been received as market fee till date. This is likely to increase to the tune of ₹ 600 crore by the end of this financial year i.e. upto 31st March, 2017.

IT Initiatives

3.99 The HSAMB has started the following marketing reform systems such as e-NAM, e-Kharid, Installation of Weigh Bridges on the Mandi gates and PPM Plot & Property Management. In addition to this, geo-reference survey of all the roads has been carried out.

e-NAM

3.100 Haryana is one of the eleven States in the country in which e-NAM programme has been launched. The HSAMB has planned to connect 54 Mandis under e-NAM platform. In 1st phase, 37 Mandis have been connected under e-NAM platform and the remaining 17 Mandis will be connected by 31 March, 2017.

e-Kharid

3.101 The Government of Haryana has embarked on a revolutionary e-governance initiative through “e-Kharid” project to bring in transparency at all levels in the Food Grains procurement processes, to extend ease of doing business to the traders and to empower the farmers by

providing real time information and timely payments. The “e-Kharid” system is a joint initiative of the Haryana State Agricultural Marketing Board and the Food & Supplies Department. The scheme was launched by Hon’ble Chief Minister on 27.9.2016 at Karnal. The transactions have been started from 1st October, 2016.

Weigh Bridges

3.102 The work for installation of 140 Weigh Bridges in 26 Mandis identified for e-NAM with an estimated cost of ₹ 27.10 crore has been started. The work is likely to be completed by 30.9.2017.

Geo-Referencing of Roads

3.103 Unique IDs have been allotted to all the 4,690 no. link roads constructed by the Board. Geo-reference survey alongwith GPS photographs of each road has been completed. The data base of all the roads infrastructure has been created. The necessary steps for starting a “Web App” for all the roads have been initiated so that public can access to the application for any grievances.

Farmers Market

3.104 The Board has established a Farmer’s Market in Sector-20 at Panchkula with the objective to ensure fair price to the farmer’s produce without middle-men intervention. The other objective of this market is to provide fresh fruits & vegetables to the consumers at a nominal price. There is a proposal to establish such markets at Karnal, Rohtak, Gurugram and Sonapat very soon. The Apple Market at Sector-20, Panchkula has also been made functional in October, 2016.

INDUSTRY, POWER, ROADS AND TRANSPORT

Industrialization plays a vital and crucial role in the economic development of an economy. It accelerates economic growth of a State and thereby increases the contribution of Industry Sector in the State Domestic Product by way of increase in the production and employment. Inadequate and inefficient infrastructure can prevent the economy from realizing its full growth potential regardless of the progress on other fronts. Creation and maintenance of physical infrastructure facilities is also a pre-requisite to attract foreign investments. Physical infrastructure covering power, transportation, communication and storage besides facilitating economic growth has direct impact on quality of life. The visible signs of shortfall in capacity and inefficiencies include increasing power failures, load shedding, congested roads etc. and illustrate the widening gap between demand and supply of infrastructure. However, due to constraints in public finances, the State Govt. is encouraging more private participation through Public Private Partnership (PPP) concept since last few years. The PPP concept is fast evolving in all the aspect of infrastructure development since it involves the strength of the State Govt. and the efficiency of the private sector. In order to boost the infrastructure development, special attention is being paid by the State Govt. for improvement/extension of the basic infrastructure of Power, Road and Transport etc.

INDUSTRIAL DEVELOPMENT

4.2 To propel the State to the next level of growth trajectory, the State has come out with a path breaking “Enterprises Promotion Policy-2015” (EPP). This Policy envisions GDP growing at a rate higher than 8 percent, an investment of ₹ 1 lakh crore, employment generation for 4 lakh persons and also to position Haryana as a pre-eminent investment destination. The policy is aligned with the ‘Make in India’, ‘Digital India’ and ‘Skill India’ campaigns of the Government of India.

4.3 In an atmosphere where all the States are competing against each other for attracting investments, the role of business facilitation becomes crucial. The Government of Haryana is determined to create an ecosystem in which the ‘Ease of Doing Business’, guided by Minimum Government and Maximum Governance; in the State matches and even exceeds the best global standards to reduce delays as well as the costs of doing business. Efforts are made to simplify the process and reduce the regulatory burden on investors.

4.4 We have also launched Online facility for 3rd Party Inspection Agencies and Boiler Operation Engineer (BOE) for inspection and registration of Boilers; On-line Registration of shops & establishments by Labour, Online filing of Statuary C-Forms, e-Filing of Returns, e-Payments by Commercial Taxes; Online Consent to Establish & Operate an Industrial Unit & Hazardous Waste Monitoring by Environment & Pollution Control Board. The Town & Country Planning department has a system of On-line NOC issuance.

4.5 The Empowered Executive Committee (EEC) has been constituted to provide clearances for project with investment more than ₹ 10 crore or CLU requirement more than one acre. Also, District Level Clearance Committee (DLCC) has been constituted to provide clearances for project with investment less than ₹ 10 crore or CLU requirement up to one acre.

4.6 Online grievance redressal mechanism was introduced to address the grievances of industrial units.

4.7 The Online e-Services Portal (hsiidcesewa.org.in) of HSIIDC for allotment, sale and management of industrial infrastructures is functional.

4.8 Personal monitoring of ease of doing business activities in State by Hon'ble Chief Minister over 50 plus meetings have been conducted in last 6 months under the Chairmanship of Hon'ble Chief Minister and Worthy Chief Secretary with all departments.

4.9 As a result of these initiatives, Haryana has jumped to 6th position from 14th position in one year in "Ease of Doing Business" out of 32 States/UTs of India in 2016. The DIPP Ministry of Commerce &

Industry, Govt. of India, in partnership with the World Bank Group, carries out Assessment of State Implementation of Business Reform Action Plan-2016 (BRAP). The results of the assessment demonstrate that the State of Haryana has increasingly risen to addressing the challenge of making it easier to do business. The implementation of reforms is not limited to a particular district or area, it is applicable across the State.

4.10 Under the 'Ease of Doing Business' initiatives, we have implemented Single Roof System in Haryana. The online Common Application Form (CAF) at invest Haryana Portal integrates services of various departments such as Industry, Labour, Taxation, Environment, Town Country Planning. The Single Roof System was launched on 15th January, 2016 at New Delhi. Total 249 (77 EEC + 172 DLCC) CAF have been filled with total investment of ₹ 26,679 crore and generating employment of more than 96,000. These projects are under various implementation stages.

4.11 Post Happening Haryana event the number of MoUs has increased to 406 with total investment of ₹ 6.2 lakh crore and potential employment of 7.40 lakh. In 167 MoU land has been procured and which are at various stages of implementation, with the investment of ₹ 80,000 crore and employment of 2,50,592 persons.

4.12 The Government of Haryana organise 'Pravasi Haryana Divas' on 10th and 11th January 2017 at Gurugram. The objective is to bring together the diaspora of Haryana origin, policy makers and local business community for a concrete dialogue on further strengthening the business environment in the State of

Haryana. This initiative will include organising Sectoral Sessions and one-to-one business meetings etc. During the event 24 MoUs involving potential investment of ₹ 20,430 crore and employment opportunities to 45,127 persons were signed. The event was attended by 400 NRIs from 33 countries.

4.13 Exports have come to be regarded as an engine of economic growth in the wake of liberalization and structural reforms in the economy. In view of the challenges posed by turbulence on global economic & political front, we need to set in motion strategies and policy measures which catalyze growth of export in several different sectors as well as in newer markets. Performance of the State on the export front has been appreciable despite lack of natural resources and distance of the State from the Sea Ports. Starting with an export of ₹ 4.5 crore at the time of its creation i.e. during 1966-67, the State today accounts for exports of nearly ₹ 81,220 crore during the year 2015-16; i.e. because of conducive environment, state policies and initiatives. The State's export has nearly doubled from ₹ 35,000 crore during 2010-11 to ₹ 81,220 crore in the year ₹ 2015-16. The State Government has launched a scheme of Freight Assistance to the extent of 1% of Free on Board (FoB) value or actual freight excluding fee and taxes on transportation of goods from place of manufacture to Sea Port from where they are shipped, whichever is less and maximum upto ₹ 20 lakh per annum provided for MSME exporter in the State. The State Govt. also launched a scheme of State Export Awards with a view to acknowledging and recognizing the contribution of exporting units. A total

of 18 'Outstanding Exporter Awards' across 9 different Industrial Groups and one 'Outstanding Woman Entrepreneur Exporter Award' of ₹ 3 lakh is given by the State.

4.14 The State level export award distribution function was held on 30.11.2016 at Gurugram in which Hon'ble Chief Minister distributed 111 awards to the best performing exporters of the State in respect of the last 8 years (2007-08 to 2014-15) involving amount of ₹ 71.28 lakh.

4.15 Fast changing global economic scenario has thrown up many opportunities as well as challenges, especially to the Micro and Small Enterprises. One of the challenges is to create marketing avenues for their products. A need is felt to support Micro and Small enterprises for the sale promotion of products by providing financial support for participation in national & international level exhibition in the country and abroad. Accordingly, provision has been made in the Enterprises Promotion Policy 2015 to provide Market Development Assistance to Micro and Small enterprises in the State through 'Market Development Assistance Scheme'.

4.16 In order to ensure 'Zero Defect' in the quality of products to make them globally competitive, the Micro and Small enterprises have to upgrade the quality of the products for which they are required to create testing facilities for raw materials and end products. The Micro and Small entrepreneurs find it difficult to purchase the testing equipment because of limited resources. In order to meet this objective, State Govt. has made provision for assistance under its 'Testing Equipment Assistance Scheme' for the Micro and Small enterprises located anywhere in the State.

4.17 The State of Haryana has rich heritage of handicrafts contributing to employment generation, economic growth and also foreign exchange. We have launched 'Handicraft Awards Scheme' for grant of awards to the artisans, craft-persons, weavers of the State for promotion of handicraft activities. This recognition will encourage them to continue with the craft in a more enthusiastic & productive manner and will boost exports from the State.

4.18 The State Government endeavours to adopt a comprehensive approach to assist the MSMEs Sector in becoming globally competitive. Recognizing that the MSMEs constitute the backbone of the Manufacturing Sector with huge employment potential, the Government adopted the strategy for establishment of Common Facility Centre's (CFCs) in Public-Private-Partnership mode under the Cluster Development Scheme in order to support the MSME Sector and generate employment opportunities.

4.19 To give boost to MSME Sector manufacturing & skill development, two projects of Tool Rooms/ Technology Centre's are being set-up at IMT Rohtak (19.8 acre) and at Industrial Growth Centre Saha (10 acre) with investment of ₹ 150 crore. The HSIIDC have provided land for these projects as their contribution. One Technology Centre is expected to train about 10,000 trainees every year through various long-term and short-term training programmes. Central Tool Room, Ludhiana

HARYANA KHADI & VILLAGE INDUSTRIES BOARD

4.22 The Haryana Government established the Haryana Khadi & Village Industries Board by issuing a Notification

has started its Extension Centre in Government Heat Treatment Centre, Faridabad. The Extension Centre is providing training in advance CAD & CAM to approximately 400 students per year, enhancing their employability. National Small Industries Corporation (NSIC), New Delhi has signed MoU with the State Government for setting up a Technology-cum-Incubation Centre in building of Government Polytechnic Neemka (Faridabad).

4.20 The Corporation proposes to set-up Mega Food Park Project at Industrial Estate Barhi, over an area of about 75 acres with total project cost of ₹ 177.59 crore under the Mega Food Park Scheme (MFPS) of Ministry of Food Processing Industries (MOFPI), Govt. of India. The project site has been earmarked. Govt. of India will provide grant assistance of ₹ 50 crore for this project. Vide letter dated 6th November 2015, Ministry of Food Processing Industries (MOFPI)-GOI, has conveyed 'Final Approval' to the HSIIDC project. Nearly 100 plots/sheds would be carved out in the Mega Food Park for setting up of food processing units by allottees/entrepreneurs.

4.21 The District Industries Centre would be strengthened and repositioned as Enterprise Assistance Group to provide all necessary support to the industry particularly the MSMEs, by positioning/appointing young professionals/consultants in the fields of Finance, Marketing and Operations etc.

dated 1.2.1969 Under Section 3(1) of the Punjab Khadi and Village Industries Board Act, 1955. The Board plays a vital role to carry the KVICs programme and in

promoting and developing Khadi and Village Industries in rural area. The objectives of the Board include skill improvement, employment generation in rural area, transfer of technology, rural industrialization, promoting self-reliance among the people and to build up a strong rural community base. Redundant these:-

- i) To provide financing of eligible borrowers through different Banks.
- ii) To provide the training of persons employed or desirous if seeking employment in KVI Sector.
- iii) Development in Khadi and Village Industries Sector.
- iv) Promotion of sale and marketing of Khadi and Village Industries products.

Prime Minister's Employment Generation Programme

4.23 The Government of India is implementing a credit linked subsidy programme called Prime Minister's Employment Generation Programme (PMEGP) for generation of employment opportunities through establishment of micro enterprises in rural as well as urban areas. Board carrying the KVICs Prime Minister's Employment Generation Programme through Banks with one time Margin Money Assistance (Subsidy) programme but a compendium of different

MINES AND GEOLOGY

4.26 Mines and Geology Department is responsible for systematic exploration and exploitation of the mineral resources available in the State following the principles of sustainable development. Haryana State is not known to have

schemes under KVI Sector. The rate of Margin Money (Subsidy) for projects of maximum cost of ₹ 25 lakh is 25 percent for General Category and as far as weaker section beneficiaries like SC/ ST/ OBC/ Women/ Physically Handicapped/ Ex. Servicemen and Minority Community etc. are concerned, 35 percent Margin Money (Subsidy) is being provided on maximum project cost upto ₹ 25 lakh.

4.24 During the year 2015-16, targets has been fixed of 502 projects involving margin money of ₹ 1,004.22 lakh. Out of this, 427 projects involving Margin Money of ₹ 1,107.87 lakh have been achieved. During the year 2016-17, targets has been fixed of 683 projects involving Margin Money of ₹ 1,365.37 lakh. Out of this, 198 project involving Margin Money of ₹ 563.05 lakh have been achieved upto 31.12.2016.

4.25 Khadi Rebate: A Khadi Rebate Scheme of 10 percent on the sale of Khadi product like Silk, Cotton, Woollen and Poly Clothes starting from 2nd October Gandhi Jayanti was continued upto the year 2013-14. During the year 2013-14, Board has disbursed Khadi Rebate ₹ 317.53 lakh pertaining to the pending claim of period 2011-12. During the year 2014-15 and 2015-16 (upto 30.6.2015), Board has disbursed Khadi Rebate ₹ 922.74 lakh pertaining to the pending claim of period 2012-13 and 2013-14.

significant deposits of any major minerals and its mining operations are largely confined to the mining of minor minerals such as Stone, Boulder, Gravel, Sand etc. which are largely used for the construction industry.

4.27 Mineral Exploration: The exercise for exploration of the minerals is carried out through three different agencies i.e. the Department itself, by the Geological Survey of India in the identified sites in accordance with the State & Central Geological Plan, and/or by way of grant of Prospecting Licenses (PLs) to private agencies under the provisions of 1957 Central Act.

4.28 Now, the department having limited group of Geologists within the limited resources, either at its own or in collaboration with Geological Survey of India, undertake mineral exploration works. Presently, the Geological Survey of India have undertaken the exploration work of minerals like copper and associated metal minerals in the district of Mahendergarh.

4.29 Mining operations in the state are largely confined to the mining of minor minerals such as Stone, Boulder, Gravel, Sand, Slate Stone etc., which are used for the construction industry.

4.30 The department has explored the presence of Gypsum, a Major Mineral (now notified as minor mineral in February, 2015 by the Government of India) in the villages situated on the borders of the districts of Bhiwani and Hisar during the financial year 2010-11.

4.31 Though the abundance of this mineral is not enormous but has raised the possibilities for exploring minerals in other parts of State also. Accordingly, this issue was discussed with Geological Survey of India in July, 2011 and detail exploration under taken by them was reviewed in January, 2012. However, till date, the Geological Survey of India have not found any occurrence of Gypsum Minerals in other areas. In addition to this, the matter related to occurrence of minerals like copper and other associated metals,

minerals in the districts of Mahendergarh and its exploration had been taken up with Geological Survey of India but no specific progress has been achieved in this behalf.

4.32 Mineral Administration: Mining operations in the state are largely confined to the mining of minor minerals such as Stone, Boulder, Gravel, Sand and Slate Stone etc. which are being governed as per the provisions of the 'Haryana Minor Mineral Concession, Stocking, Transportation of Minerals and Prevention of Illegal Mining Rules, 2012'. The grant of mineral concessions (leases and contracts) by way of a transparent system of open auctions.

4.33 After protracted litigation with regard to obtaining of Environmental Clearance, the state could get these matters settled in October, 2013 and has successfully auctioned its minor mineral mines during the month of December, 2013. The auctions fetched an annual bid amount of ₹ 2,133.92 crore for total of 42 mining units in the state, which is unprecedented. In addition to above 01 minor mineral stone mining lease of village Khanak, district Bhiwani has been granted to a State PSU namely Haryana State Industrial & Infrastructure Development Corporation.

4.34 However, some of the highest bidders after auctions finding the bids economically unviable revoked/got the bids cancelled by creating un-called for issues. Out of the said 42 Units auctioned, a total of 19 contracts/leases got cancelled/terminated as per details given below:

- 2 Units of district Sonapat were cancelled due to revocation of bids by the bidders.
- Auction of 13 other Units (03 of district Panchkula, 04 of district Yamunanagar, 03 of district

Mahendergarh and 03 of district Bhiwani) were set aside by the Hon'ble Punjab & Haryana High Court.

- Contract of 01 Mining Unit of Ambala & 01 of district Karnal & 01 of district Palwal & 01 of district Mahendergarh has been cancelled for not fulfilling the requirement of LoI.
- Case of 01 Sand mining of district Panipat is pending before Hon'ble Punjab & Haryana High Court.

4.35 In view of above out of 42 units auctioned in December, 2013 presently only 22 units are surviving. After cancellation of contracts/leases of big mining units, 89 small size mining blocks were carved out and put to auctions on different dates. In various auctions 65 have attracted bids remaining will be put to e-auctions again.

4.36 At present there are 119 minor mineral mines in the State out of which mineral concession in respect of 87 mines have been granted. Remaining mines will be put to e-auction soon. Out of 87 mines granted on mining contract/mining lease, 40 are operational, 12 have obtained Environmental Clearances and 35 are in process of obtaining Environmental Clearances. Mining operations in these mines will commence soon. 04 contracts/lease (03 district Sonipat and 01 district Bhiwani) out of small size mining blocks have been cancelled. Further, a total of 16 stone mines (08 of district Bhiwani & 08 of district Mahendergarh) and in 24 Sand Boulder Gravel sand mining units/blocks (03 in district Panchkula, 06 Yamunanagar, 02 Karnal, 08 Sonipat and 01 in each district Ambala, Kurukshetra, Panipat, Palwal & Mahendergarh) is going on smoothly after obtaining environment

clearance and other mandatory permission from competent authority.

4.37 Policy of state to auction small size blocks instead of large units being auction in past: The department after formation of present government has taken a major policy decision that instead of granting mineral concessions (contracts/leases) of big Mining Units/blocks, mineral concessions be given for small units/blocks. The same had not only helped in breaking the monopoly of few big operators and at the same time small entrepreneurs interested in the business of mining could enter in this sector.

4.38 As per policy decision of State Government after cancellation of contracts of 02 big Sand Mining Units of district Sonipat, 14 small size mining blocks were created. In different auctions all 14 mining blocks have attracted bids. However recently, 03 small mining blocks have been cancelled/terminated.

4.39 Likewise on cancellation of 04 mining contracts of big mining units of district Yamuna Nagar, 31 small size blocks were created. The small size blocks were put to e-auction on different dates and in these auctions 29 mining blocks have attracted bids.

4.40 Similarly on cancellation of mining contracts of 03 big mining units of district Panchkula, 18 small size blocks were created (01 mining block has been withdrawn due to presence of bridge). These blocks had been put to e-auction twice. In these auctions, only 07 mining blocks have attracted bids.

4.41 Mining Lease of 02 big size Stone Mines of district Mahendergarh were cancelled. Out of these, 05 small sizes mining blocks were carved out and 02 new mining blocks also identified. Likewise on

cancellation of 02 big size mining leases of district Bhiwani, 07 small mining blocks were carved out and 04 new mining blocks were identified. These 18 newly created mining blocks were put to e-auction on different dates. In these auctions 07 mining blocks of district Mahendergarh and 10 mining blocks of district Bhiwani attracted bids. Further, as stated in foregoing paras after exploring the presence of Gypsum, the department has granted the lease of Gypsum mineral (spread in the area of village Saharwa of district Hisar and Village Dariyapur & Garanpur Kalan of district Bhiwani) through e-auction and the lessee is in the process of obtaining Environment Clearance from competent authority.

4.42 E-Auction: Another important decision taken by the present government is introduction of e-auction to grant mineral concessions. The same is not only a foolproof system but transparent mode giving free and fair opportunity to all concerns including the persons sitting in any part of the country.

4.43 The consolidated detail of the areas granted in December, 2013 and thereafter is as under:

- (i) 16 stone mines (08 in district Bhiwani and 08 in district Mahendergarh) and 24 Boulder, Gravel & Sand/only sand mines (03 in district Panchkula, 06 Yamunanagar, 02 Karnal, 08 Sonipat and 01 in each district Ambala, Kurukshetra, Panipat, Palwal & Mahendergarh) are in operation.
- (ii) Out of 42 units 19 contracts/ leases have already been cancelled and 01 case is pending before Hon'ble High Court.
- (iii) Out of 22 surviving mining units (out of 42 units) auctioned in December, 2013 and 63 newly

created mining blocks (out of 89 blocks), which attracted bids in auctions held in 2014-15 & 2015-16, 39 have already obtained required environmental clearances from the competent authority as per requirement of EIA notification date 14.9.2006 of MoEF, GoI.

- (iv) HSIIDC has also commenced their mining operations in Khanak stone mine after obtaining Environmental Clearance and other mandatory permissions.
- (v) For 30 mining units/blocks cases are still pending for grant of EC.
- (vi) 89 New Smaller blocks {14 Sonipat, 19 Panchkula, 08 Ambala, 33 Yamunanagar, 18 stone mines in Mahendergarh/ Bhiwani} (as some mining units/blocks have been cancelled) were offered after formation of new government by carving out small blocks of old large units/new areas.
- (vii) Out of 89 small size blocks 63 are in existence/ have attracted bids in different auctions and 25 mining units/blocks (11 Panchkula, 08 Ambala, 02 Yamunanagar, 03 small mining blocks of Sonipat and 01 stone mine of Bhiwani) whose contracts have been terminated/ cancelled) shall be put to e-auction again.
- (viii) Small size 08 mining blocks has been carved out, out of area of 01 Boulder Gravel and Sand mining unit of Ambala, whose contract has been terminated.
- (ix) Small size mining blocks are to be carved out, from 02 Sand mining unit of district Mahendergarh, whose contract has been terminated.
- (x) 01 stone mine of district Mahendergarh and 01 of district Bhiwani has been cancelled, of which smaller plot has to be carved out and be put to auction.

- (xi) 02 mining contractors of district Karnal who commenced mining operation in their respective mining units have stopped mining operations and sought cancellation ostensibly for un-economical mining contacts of very high prices. 01 contract has been

4.44 Mining in Aravalli Hills of districts Faridabad, Gurugram and Mewat issue: Mining related issues pertaining to district Faridabad, Gurugram and Mewat are pending before Hon'ble Supreme Court of India. These issues are pending before Forest Bench of Hon'ble Apex Court. Hon'ble Supreme Court on 19.8.2011 directed the State and lease holders to submit the report regarding rehabilitation

terminated, notice to another has been issued.

- (xii) Mining operations in 02 Sand mining units of district Faridabad could not have been resumed/closed pursuant to orders of Hon'ble National Green Tribunal.

and reclamation policy. Ministry of Environment and Forest, Government of India would get this policy checked from Indian Bureau of Mines, Government of India. Now, Indian Bureau of Mines, Government of India has also approved the recommendations of Ministry of Environment and Forest and has submitted its report in the Hon'ble Supreme Court of India.

Table 4.1- Cases of Illegal Mining Came to Notice and Action Taken.

Year	No. of cases of illegal mining including transportation of mineral without valid documents	Penalty realized in lakh	No. of FIRs lodged
2010-11	1270	146.78	107
2011-12	1588	263.33	117
2012-13	2564	163.31	122
2013-14	4518	991.59	148
2014-15	5333	1451.71	245
2015-16	3912	838.55	78
2016-17 (upto June, 16)	618	103.26	9
Total	19803	3958.53	826

Source: Mines & Geology Department, Haryana.

Table 4.2-The Revenue Collections from Mining since 2010-11.

Years	Income (₹)
2010-11	78,37,82,421
2011-12	87,39,17,998
2012-13	70,82,97,185
2013-14	81,51,92,485
2014-15	43,89,23,274
2015-16	2,65,42,07,664
2016-17 (upto December,2016)	3,56,30,91,461

Source: Mines & Geology Department, Haryana.

EXCISE AND TAXATION COLLECTION OF REVENUE

4.45 The Excise and Taxation Department is the main revenue generating department of the state and administers the collection under various Acts such as Commercial Taxes, VAT Act, Excise Act, CST Act, PGT Act and Luxury Act. The Excise and Taxation Department is committed to maximizing the collection of various Commercial Taxes and Excise Duties. Initially the target of ₹ 28,750.98 crore for VAT & CST and ₹ 5,251.58 crore was allotted for Excise for the year 2016-17, which has been revised to ₹ 25,000 crore and ₹ 4,900 crore respectively on 9.8.2016. Actual total collection upto October, 2016 is ₹ 17,031.77 crore against ₹ 15,348.85 crore which is 10.96 percent above the corresponding period of last year.

EXCISE POLICY

4.46 The Excise Policy formulated by the present Government for the year 2016-17 has taken due care to introduce transparency in allotment of liquor vends through e-tendering for the second successive year. The allotment of all 2,220 groups of liquor vends (1,788 CL + 432 IMFL) for the financial year 2016-17 has been successfully completed through e-tendering. This online system has brought about transparency in the allotment of liquor vends and the department collected revenue of ₹ 3,182.11 crore for the year 2016-17 against ₹ 2,866.58 crore during the year 2015-16, which is 11.01 percent more than previous year.

Steps Taken by the Department for the Benefit of Traders/Dealers

4.47 Following steps taken by the department for the benefit of traders/dealers:

(i) In order to give boost to the Footwear Industry of the State and to fulfil the commitment made in the Enterprise Promotion Policy, 2015, the government has reduced the rate of tax on footwear having MRP above ₹ 500 from 12.5 to 5 percent. This will encourage setting up of more footwear industries in the state. The government has also exempted 'SHOE-UPPERS' from levy of VAT.

(ii) The government has made special efforts to encourage Agro-based industries in the state by exempting 'khal', 'binola' and 'besan' from VAT. Before this VAT rate on Khal was 2 percent, Binola and Besan were taxable at the rate of 5 percent. This step will be beneficial to the agro based trade and industry as well as consumers of the State.

(iii) The Government fulfilled its commitment made in the Enterprise Promotion Policy, 2015. Tax on 'Cotton Yarn' manufactured in the state when sold by the manufacturing unit has been reduced to zero percent. This step of the government will attract more cotton yarn industries to be setup in the state.

(iv) The government has also reduced rate of tax on 'Vermicelli' (Sewian) from 12.5 to 5 percent to give incentive to industries which use agriculture produce for manufacturing.

(v) In order to provide relief to households and to encourage the small scale industries of the government has exempted "Chhota Toka" (leafy vegetable cutter for kitchens) from payment of VAT.

(vi) In order to promote clean environment the government has reduced rate of tax from 12.5 to 5 percent on sale of electrical battery operated vehicles. This step may encourage setting up of industrial units for manufacturing of electrical vehicles in the state.

(vii) The government, in order to give relief to the affected registered dealers whose goods have been lost or destroyed during the reservation agitation in February, 2016, has introduced an Amnesty Scheme, granting relief in respect of tax, interest, penalty and other dues to such affected dealers, vide notification issued on 27.5.2016.

(viii) To encourage traditional Mehandi Industry of the State, the Govt. has exempted "Mehandi Leaves and its powder" from levy of VAT w.e.f. 2.8.2016, vide notification dated 16.8.2016.

(ix) Registration under HVAT / CST Act: In order to enhance Ease of Doing Business in the state, time period for grant of R.C. has been reduced from 60 days to 15 days, vide notification issued on 25.5.2016.

(x) Time period for grant of Registration Certificate has been fixed for one working day to an Industrial Unit who setup on self owned premises and submission of bank guarantee of ₹ 10 lakh, vide circular issued on 14.6.2016.

(xi) Registration under Luxury Act: Time period for grant of R.C. under the Haryana Tax on Luxury Act, 2007 has been fixed for 15 days, vide circular issued on 14.6.2016.

(xii) The government, in order to facilitate the ambulance services run on "No profit No loss" basis, has granted exemption from payment of Passenger and Goods Tax to the vehicles registered as Ambulance or Animal Ambulance with effect from 2.2.2011, vide Govt. order dated 15.2.2016.

(xiii) The rate of loading capacity of Goods Vehicles upto 1.2 tonne exempted, exceeding 1.2 tonnes but not exceeding 6 tonne ₹ 6,000, exceeding 6 tonne but not exceeding 16.2 tonne ₹ 7,200, exceeding

16.2 tonne but not exceeding 25 tonne ₹ 12,000, exceeding 25 tonne ₹ 18,000 per annum has been fixed, vide Govt. notification dated 9.7.2015.

(xiv) The passenger tax on contract carriage permit holder ordinary bus is ₹ 125, Deluxe/Semi Deluxe Bus is ₹ 175, Ordinary AC Bus is ₹ 200, Deluxe/Semi Deluxe AC Bus is ₹ 300 and Luxury AC Bus is ₹ 350 per seat per month has been fixed by the Govt., vide Govt. order dated 16.3.2016.

(xv) VAT on sale of Railway Track Machines has been reduced from 12.5 to 5 percent w.e.f. 1.4.2016, vide notification dated 9.11.2016.

(xvi) Technetium 99-N Generators used in diagnosis of cancer has been exempted from VAT w.e.f. 1.11.2016, vide notification dated 17.10.2016.

(xvii) The Haryana Alternative Tax Compliance Scheme for contractors, 2016 was introduced on 12.9.2016 to recover tax, Interest, penalty or other dues payable by the builders and developers, which was difficult to recover due to unending litigations.

(xviii) Under Entertainment Duty Act, exemption granted to 3 Hindi Film during 2016-17.

Computerization of Department

4.48 Under the National e-Governance Plan (NeGP) of Government of India, the Department was selected under the Mission Mode Project for Commercial Taxes (MMPCT) for the comprehensive computerization of the department activities. The project aims at creating a citizen-centric transparent environment for Governance. M/s Ernst & Young LLP has been engaged as the consultants and M/s Wipro Ltd. has been engaged as System Integrator at ₹ 115 crore for the

implementation of this project. The System Integrator will implement this project in approx. 18 months and will maintain the system for next 5 years. Under this initiative the significant achievements/facilities provided to the dealers/Licensees are as follows:

- i) Online Tendering of Excise Vends: The Department has allotted the liquor vends for the year 2015-16 and 2016-17 through e-Tendering in the month of March 2015 and March 2016, respectively. The Licensee online applied for vends through this application and the allotment process was done online without any manual intervention. This application brought transparency in the allotment process of the liquor vends and there was a substantial increase of 18.23 percent (₹ 441.7 crore) in 2015-16 and 16.30 percent (₹446 crore) in 2016-17, over the reserve price in the revenue collection.
- ii) Online Issuance of C forms:- The Department has started the facility of online C form issuance for the dealers in the State from 1.6.2015. Through this facility, dealer can apply for the C form online and will receive the C form online after the approval of the assessing authority. This facility is available online 24 X 7 and Dealer is not required to visit the offices. Till 5.12.2016, 14,51,832 C forms have been issued to the dealers through this application. The module for issuance of advance C forms online has also been developed and implemented State wide.
- iii) Online Registration:- The Department has launched the facility of online registration of dealers under various Acts in July 2015. Through this application a dealer can apply for a new registration under various Acts (VAT,

CST, PGT, Luxury Act and Entertainment Duty) online and need not to visit the offices. 30,021 new TIN have been granted through this online registration module till 5.12.2016. Online Amendments and Cancellation are also made available for the convenience of the Dealers.

- iv) Online Payment of Tax:- The Department has launched the facility to pay the tax online in July 2015. Through this application a dealer can pay tax online and need not to visit Bank/Offices. He can make the payment from anywhere and at anytime. The department is using E-gras payment gateway for this facility.
- v) Online filing of Returns:- The Department has launched e>Returns application for the online filing of the quarterly returns in July 2015. The returns have been received online for all four quarters of the financial year 2015-16 and also received of 2 quarters of financial year 2016-17. The annual return (R2) has also been received through this application. Through this facility dealers can file their returns online and need not to visit the offices. Till date more than 90% e>Returns have been received through this application.
- vi) Online Permit & Pass:- Online Issuance of Excise Permit and Pass has been launched on 1st December, 2015 for the transparent and hassle free liquor trade in the State.
- vii) Online Refunds:- Department has launched online Refunds in July, 2016. Through this module dealers can apply for refund online and will get refunds directly in their bank accounts.
- viii) Grievance Portal and Helpdesk:- The department has its online grievance redressal facility available on the website of the department. Dealers/Citizens

can file their grievances/complaints/suggestions online through this application 24 X 7. A dedicated grievance cell has been constituted at head office for attending the same. Toll free telephone facility is also available for any grievance. Dedicated Helpdesk has been set up for any enquiry/help regarding the e-Services provided by the Department.

Initiatives Likely to be Launched

4.49 The following initiatives likely to be launched:

i) 'Apna Bill Apna Vikas' Scheme: In order to encourage and motivate the consumers to obtain bills from the sellers and to sensitise the public and create awareness amongst the consumers regarding importance of tax revenue for development of the State, the Excise and Taxation Department, Haryana has submitted a scheme to the Government named "Apna Bill Apna Vikas" wherein cash prizes will be awarded to the customers who upload their bills/invoices of purchases on the mobile phone compatible application. The prizes will be awarded by draw of lots. The process for development of mobile phone application is in progress.

ii) Online Statutory Forms: After the successful implementation of C-Forms, the department is expecting to launch all the Statutory forms ('F', 'H', 'E-I', 'E-II') online in the State by end of financial year

POWER

4.50 Energy is a critical factor in infrastructure for sustained economic growth. In addition to its widely recognized role in development of different sectors of the economy, it makes a direct and significant contribution to economy in term of revenue generation, increasing employment opportunity and enhancing the quality of life. Hence,

2016-17. The Pilot of this module has been already launched in two districts.

iii) Online Assessments: Department is expecting to launch online assessment in the State by end of financial year 2016-17. This will speed up the disposal of assessment cases and efficiency of the Assessing Authorities will be increased as online data for assessment will be made available to them at a click. The Pilot of this module has already been launched in 5 districts.

iv) Online Arrears and Recovery: Department is expecting to launch online Arrears and Recovery module by end of financial year 2016-17. Through this module, an online centralized system for arrears and recovery has been prepared for the departmental users which will provide overall position of arrears and recovery thereof in the State. The Pilot for online Arrears and Assessment has already been launched in 5 districts.

v) Establishment of Tax Research Unit: A Tax Research Unit (TRU) has been proposed to be set up in the department. The TRU will be responsible for intelligence inputs gathering through digital data analysis and other means of the department for conducting research and taking action to curb tax evasion, corrupt practices and serious irregularities.

affordably priced reliable supply of electricity is necessary for effective development of the State. Haryana State has limited availability of natural sources of energy. There is very less Hydro Generation Potential in the State. Even the coal mines are far away located from the State. There is very limited forest area. Wind velocity prevailing in the State is also not sufficient to exploit the power

generation. Although, the solar intensity is relatively higher but the land area limitation does not encourage big scale harnessing of this resource as well. Therefore, the State has been depending on the limited thermal generation capacity installed within the State and hydropower from the jointly owned projects.

4.51 The total installed capacity available to the State at present is 11,053.30 MW. It include 2,782.4 MW

from State's own stations, 828.97 MW from jointly owned projects (BBMB) and the balance as share in central projects and Independent Private Power Projects. The power availability from these sources was 4,45,111 lakh KWH during the year 2015-16. The power sold during the year 2015-16 was 3,22,370 lakh KWH. The year-wise detail of installed generation capacity, power availability and power sold are given in **Table 4.3**.

Table 4.3- Installed Generation Capacity, Power Availability, Power Sold in the State.

Year	Installed Generation Capacity* (MW)	Total installed Capacity (MW)	Power Available (lakh KWH)	Power sold (lakh KWH)
1967-68	29	343	6010	5010.00
1970-71	29	486	12460	9030.00
1980-81	1074	1174	41480	33910.00
1990-91	1757	2229.50	90250	66410.00
2000-01	1780	3124.50	166017	154231.00
2010-11	4106	5997.83	296623	240125.00
2011-12	4106	6740.93	326473	266129.66
2012-13	4106	9839.43	343177	262576.03
2013-14	4060	10683.61	402779	288608.72
2014-15	4060	11102.32	438956	319972.00
2015-16	3611.37	11053.30	445111	322370.61

* This indicates the State's own projects & share in jointly owned projects but excludes from Central Sector Projects i.e. NHPC, NTPC, MARUTI, MAGNUM, NAPP, RAPP & IPPs (IGSTPS, Jhajjar, MGSTPS, Jhajjar and small Hydro & Solar Projects etc.).

Source: HVPN Ltd.

4.52 The total number of electricity consumers in the State has been increased from 35,44,380 in 2001-02 to 57,52,170 in

2015-16. The category-wise number of electricity consumers as given in **Table 4.4**.

Table 4.4 - Number of Electricity Consumers in the State.

Year	Domestic	Non-Domestic	Industrial	Tube-wells	Others	Total
2001-02	2759547	347437	66247	361932	9217	3544380
2005-06	3119788	387520	70181	411769	11402	4000660
2010-11	3684410	462520	85705	520391	34896	4787922
2011-12	3849779	479366	88821	540406	38593	4996965
2012-13	4020928	502912	91087	561381	41919	5218227
2013-14	4136499	522110	93839	582605	46076	5281129
2014-15	4266675	547395	96887	603797	47265	5562919
2015-16	4419364	573848	99195	613973	45790	5752170

Source: HVPN Ltd.

4.53 The per capita consumption of electricity increased from 57 units in 1967-68 to 1,628 units in 2015-16. The consumption of electricity in the State during 2015-16 was 32,237.06 Million Units (MUs). The consumption of electricity by the Industrial Sector was maximum i.e. 10,142.35 MUs followed by Agriculture Sector i.e. 9,176.50 MUs. For Agriculture Sector subsidy amounting to ₹ 6,434.67 crore was given by State Government in 2015-16. The sector-wise electricity consumed is given in **Table 4.5**

Table 4.5– Sector-wise Electricity Consumed in the State.

(MUs)	
Sector	2015-16
Industrial	10142.35
Domestic	6987.30
Agriculture	9176.50
Commercial	3542.42
Public Services (Public Lighting & Public Water Works)	584.25
Railways	321.95
Miscellaneous	1482.30
Total	32237.06

Source: HVPN Ltd.

Table 4.6 – Sector-wise Pending Electricity Bills in the State.

(₹ lakh)		
Sector	2015-16	2016-17 [As on Sept. 2016]
Industrial	38753.33	45942.05
Domestic	469182.69	498890.42
Agriculture	16272.66	17191.85
Commercial	48665.36	53415.77
Govt. Departments & Services	70216.20	87270.68
Total	643090.25	702710.77

Source: HVPN Ltd.

RENEWABLE ENERGY

4.57 To Promote the generation of green and clean power using solar energy in the State on a larger scale four Power

4.54 Electricity bills pending in the State have been increased from ₹ 6, 430.90 crore as on March, 2015 to ₹ 7,027.11 crore as on 30th September, 2016. The pending electricity bills of Domestic Sector were maximum i.e. ₹ 4,988.90 crore. The sector-wise pending electricity bills are given in **Table 4.6.**

Future Power Projects

4.55 Considering the need for maximizing power availability in the state, various short term and long term measures such as addition in capacity generation, improvement in operational efficiency, rehabilitation and extension of distribution network etc. have been taken up.

4.56 Ujwal Discom Assurance Yojna (UDAY): This scheme was conceptualized by the Centre to ensure a sustainable solution to the debt-ridden power utilities to achieve financial stability and to improve their operational efficiency for sustained growth. The State Govt. has adopted this scheme. It is expected to boost the operational and financial capacity of the State Power Corporations. Under the schemes, the Govt. of Haryana has already issued the UDAY bonds of ₹ 17,300 crore during the FY 2015-16 and ₹ 8,650 crore during the FY 2016-17. The Haryana Discoms have liquidated their high cost debt from the proceeds of UDAY bonds. Balance debt remains in the books of Haryana Discoms are mainly Cash Credit Limits and Capex Loans. For meeting the target of 15 percent AT&C losses by 2018-19, a detailed Loss Reduction Plan (LRP) has been prepared and is being implemented.

Purchase Agreement of 23MW to purchase solar power and allotment of 13 projects to generate 165MW of solar power has been signed with IPPs. Besides this, a target of

70MW of solar roof top projects has been allotted by MNRE/GOI for the year 2016-17 by providing 30 percent financial assistance. All these power plants will be having net metering facilities in which the excess power generated from Solar Power Plants can be exported to the Grid which can be used by the user within a year. In addition to above, about 23MW of rooftop solar power plant have also been installed by various categories of user covered under mandatory policy/order notified by the State Govt. on 21.3.2016 without availing subsidy. To expedite the approvals & release of subsidy to the users for such plants, web portal has been launched. Further, for creating a conducive environment for investment in solar energy sector in the State, the earlier solar policy has been re-defined by providing several investors friendly provisions including single window service.

4.58 On the occasion of Swarna Jayanti year, the State Government has decided to launch a Swarna Jayanti scheme for farmers to meet their irrigation needs under which farmers will be provided 2HP and 5HP solar water pumping systems with 90 percent financial assistance. This scheme shall help in reducing the input cost of farming and making it viable for small land holdings. It shall also reduce the burden on the State grid. Under this programme, total 3,050 solar pumps will be installed. During the current year 855 nos. of solar water pumps shall be installed by providing State & Central subsidy @ 60 percent and 30 percent, respectively. During the year 2017-18, 2,195 Solar Water Pumping System are proposed to be installed at a total cost of ₹ 4,608 lakh.

4.59 For the generation of power from available Biomass in the State, 4 Biomass

Cogeneration projects to generate 36.80 MW capacity are being set up in industries with an approximate cost of ₹ 165.6 crore. Besides this two Bio-CNG Bottling projects of 9,000 Cubic Meter per day capacity at a total cost of ₹ 10.43 crore, three institutional Biogas plants of total 255 Cubic Meter capacity and four Biogas Power Plants of total 3,670 Cubic Meter capacity are also being setup in the State.

4.60 The Government is taking steps to combat the issue of stubble burning in fields. The State Govt. has decided to promote paddy straw based power projects. In the first phase, projects of about 50 MW capacity shall be set up in six districts of the State namely Karnal, Kurukshetra, Fatehabad, Jind, Kaithal, Ambala for which request for proposals will be floated soon.

4.61 The Government has also launched yet another Swarna Jayanti scheme named as “Manohar Jyoti” to provide 1,00,000 nos. of solar based home system at a total cost of ₹ 232.50 crore to energies 3 LED lighting systems, 1 ceiling DC operated fan and 1 mobile charging port per system to meet the domestic basic energy needs of public in a phased manner. This will help in empowerment of the people especially in the lower strata of the society.

4.62 To develop skilled manpower for installation, commissioning and after sales service (O&M) in the field of Renewable Energy with special focus on solar, the Government has started “SURYAMITRA” training programme. During 2016-17, three training programmes of batches of 30 nos. participants each have been started in Sirsa, Sonipat and Gurugram. During 2017-18, ten more training programmes shall be organized.

ARCHITECTURE

4.63 The Department of Architecture is the nodal agency of the Haryana Government to plan and design Government buildings in the most economical & aesthetically appealing manner. This department renders Architectural Services to all Government Department and also the Boards, Corporations and Universities of the State in efficient manner. The Department is involved in planning and designing of a

ROADS

4.64 Roads are the basic means of communication for the development of any economy. In order to further strengthen the road network and making it more efficient as per traffic requirements, the main Emphasis has been laid on the

wide spectrum of building types, ranging from a small house to multi-storied Administrative & Judicial Complex. From now onwards buildings are being planned as per Haryana Building Code- 2016. The department is planning various project of Health Department, Education Department, Transport Department, Technical Education Department, Revenue building, Judiciary buildings, Rest House and other miscellaneous projects.

improvement/up gradation of existing road network, construction of bye passes, bridges/ROBs and completion of road construction works. The PWD (B&R) road network in the State is given in **Table 4.7**.

Table 4.7- Roads Network in the State Under PWD (B&R).

Sr. No.	Type of Road	Length in Kms. (Upto 31.3.2016)	Length in Kms. (Upto 30.11.2016)
1.	National Highways	State PWD - 1198 NHAI - 1284	State PWD- 1198 NHAI- 1284
2.	State Highways	1801	1801
3.	Major District Roads	1395	1395
4.	Other District Roads	20344	20363
Total		26022	26041

Source: PWD (B&R), Haryana.

4.65 During the year 2016-17, a programme for improvement of roads by way of widening, strengthening, re-construction, raising, cement concrete pavements / blocks premix carpet,

construction of side drains and culverts/retaining walls etc. was taken in hand. The financial and physical progress achieved upto November, 2016 is given in **Table 4.8**.

Table 4.8- Progress Under Roads Improvement Programmes.**(A) Financial Progress****(₹ Crore)**

Sr. No.	Head of Account	Budget Allotment 2016-17	Expenditure (Upto Nov., 2016)
1.	Plan-5054 (Roads & Bridge) including NABARD Loan & PMGSY	2716.01	734.23
2.	Non Plan-3054	629.04	301.21
3.	Central Road Fund	100.00	29.67
4.	NH (Plan)	150.00	55.20
5.	NH (Non- Plan)	10.73	2.22
6.	Deposit works (Roads & bridges) including work of HSRDC	217.93	9.92
Total		3823.71	1132.43

(B) Physical Progress

Sr. No.	Item	Length in Kms. (Upto Nov, 2016)
1.	New Construction	19
2.	Premix carpet (State Roads)	1197
3.	Widening & strengthening (State Roads)	541
4.	Cement concrete blocks/pavement	229
5.	Side drain / Retaining Wall	352
6.	Reconstruction & Raising	201
7.	(a) Widening (b) Strengthening } National Highways	12.98 13.37

Source: PWD (B&R), Haryana.

Table 4.9- Road/Bridge Works Sanctioned during 2016-17.**(₹ Crore)**

Sr. No.	Head of Account	No. of works	Amount (Upto Nov, 2016)
1	Plan -5054	976	1473.62
2.	Non Plan-3054	1164	759.75
3	NABARD - Roads	26	154.21
	- Bridges	3	29.77
4	Central Road Fund	15	366.05
5.	PMGSY/Bharat Nirman-Roads	5	39.16
6.	NH	10	235.80
7	ROBs/RUBs (Plan 5054)	32	454.00
8	Bridges – Plan 5054	10	43.12
	Non-Plan 3054	6	5.63
Total		2247	3561.11

Source: PWD (B&R), Haryana.

Table 4.10 – Allocation for Repair and Maintenance and Original Works of Buildings.
(₹ Crore)

Sr. No.	Head of Account	Budget Allotment 2016-17	Expenditure (Upto Nov., 2016)
1	Revenue Buildings	144.24	84.64
2	Capital Buildings	918.12	283.14
3	Deposit Buildings	180.00	61.44
	Total	1242.36	429.22

Source: PWD (B&R), Haryana.

Table 4.11- ROBs/RUBs & Bridges Completed and in Progress.

Sr. No.	Description	2016-17 (Upto Nov., 2016)
1.	ROBs/ RUBs	
	(i) completed and opened to traffic	4
	(ii) under construction	22
2.	Bridges:-	
	(i) completed and opened to traffic	4
	(ii) under construction	5

Source: PWD (B&R), Haryana.

Railway Lines

4.66 Detail of railway lines is as under:

i) Rohtak-Jhajjar-Rewari Railway line completed at a cost of ₹ 603 crore.

ii) Sonapat- Jind Railway line has been completed at a cost of ₹ 800 crore and commissioned on 26.6.2016.

iii) Rohtak-Meham-Hansi Railway line– Approx. cost of the project is ₹ 406 crore. Funds of ₹ 366.54 crore have been released for Land Acquisition for payment to land owners.

iv) Existing Rohtak-Panipat Railway line in Rohtak city is to be elevated to decongest Rohtak City. Total project cost will be ₹ 315 crore and Railway has agreed to share ₹ 90 crore and balance cost of ₹ 225 crore has to be borne by State Govt. Foundation stone was laid on 1.11.2016.

NCR Works

4.67 Till date HSRDC has completed 37 road projects having length of 1,047 km. at a cost of ₹ 3,029 crore & 11 ROB projects at a cost of ₹ 265 crore under NCR loan scheme. In the year 2016-17, an amount of ₹ 115 crore has already been spent for Road & Bridge works under NCRPB assisted schemes in NCR area of the State till December, 2016. In 2016-17, one ROB for ₹ 33 crore (approx.) and one road project was completed at a cost of ₹ 35 crore (approx.).

4.68 In the current financial year, HSRDC has allotted works of 4 no. ROBs in NCR region and its counter magnet town on EPC mode. A project of construction of 2 lane Elevated road in Rohtak City portion with an estimated cost of ₹ 140 crore has also been allotted.

NABARD Schemes

4.69 26 no. road having length of 184.78 kms. and 3 no. Bridges amounting to ₹ 183.98 crore has been approved from NABARD under RIDF-XXII (roads). Out of 29 no. works, 23 no. works has been

TRANSPORT

4.70 The Transport Department, Haryana has two wings i.e. the Regulatory Wing and Commercial Wing (Haryana Roadways).

Commercial Wing

4.71 Haryana Roadways is amongst the best run State Road Transport Undertakings of the country. At present, it has a fleet of 4,160 buses (31.12.2016) which is being operated from 23 Depots and 13 Sub Depots. Haryana Roadways buses operate an average of 12.70 lakh kms. daily and carry an average of 12.39 lakh passengers every day. The performance of Haryana Roadways has been noteworthy on parameters like average age of fleet is quite low, vehicle productivity, staff productivity and fuel efficiency are amongst the best operational cost per km. (without taxes) and accident rate are amongst the lowest.

4.72 Haryana Roadways has won the Union Transport Minister's Trophy and cash award of ₹ 1.50 lakh each year for lowest accident rate among all the State Road Transport Undertakings in the country during the years 2005-06, 2006-07, 2007-08, 2009-10, 2012-13 & 2013-14. Haryana Roadways has been adjudged as the winner of ASRTU Trophy for the "maximum improvement in vehicle productivity during the year 2008-09 in respect of Moffusil area". The Govt. has increased the plan outlay of the department from ₹ 123.35 crore during the Annual Plan 2015-16 to ₹ 238 crore during the Annual Plan 2016-17 out of

allotted. The total expenditure to the tune of ₹ 118.93 crore has been incurred under NABARD schemes and 120 kms. length has been improved during the year 2016-17.

which ₹ 71.73 crore has already been spent upto 31.12.2016.

Modernization of Bus Services

4.73 To provide comfortable passenger transport services, the department is operating 39 Volvo/Mercedes Super Luxury A.C. Buses. This service has been highly appreciated by the Public travelling on Chandigarh-Gurugram, Delhi-Chandigarh and Chandigarh-Rohtak routes. Apart from this, Volvo bus service has also been started from Gurugram to Agra, Haridwar and Yamunanagar w.e.f. 9.1.2017. Haryana Roadways has introduced Intra City Bus Service in Faridabad, Gurugram, Panchkula, Ambala, Kurukshatra, Rohtak and Bhiwani cities for providing safe and adequate passenger services to the people in urban areas.

4.74 During the year 2015-16, 199 buses were replaced with the newly designed buses. During 2016-17, it is proposed to replace 245 old buses with new buses and add 350 new buses to the fleet. 65 buses have already been introduced upto 31.12.2016 and order has been placed for purchasing of 300 new buses during the current year against replacement and addition. A sum of ₹ 21.92 crore has been spent during 2015-16. ₹ 163.55 crore has been earmarked for the Annual Plan 2016-17 out of which ₹ 72.98 lakh have already been spent upto 31.12.2016.

4.75 Department has also initiated the process of recruitment to fill up the vacant posts of 1,495 Drivers on outsourcing basis and 930 Conductors, 908 Helpers & Storemen on regular basis.

Construction/Renovation of Bus Stands/ Workshops

4.76 The department has set up 105 Bus Stands at important places from traffic point of view where amenities for the traveling public are being provided. The detail of ongoing projects is as under:-

The department has taken up development of NIT Faridabad bus terminal on PPP mode for which the consultant has submitted the detailed RFQ-cum-RFP document for which tender has been issued after getting the approval from Cabinet Committee on Infrastructure (CCI). New bus terminals at Karnal, Bawal, Ambala City, Gurugram and Faridabad are being developed on PPP mode for having the most modern facilities, out of which RFP report of Karnal and Ambala City have been approved by the Committee of Secretaries of Infrastructure (COSI) and it is expected that after getting the approval from the CCI, the tender may be issued during this year. Moreover, New Bus Stands/workshops at Tosham (Bhiwani), Barwala (Panchkula), Punhana and Tauru, Nuh in Mewat District, Firozpur-Jhirkha, Jhajjar, Sampla have been made operational and bus stands at Nalwa (Hisar), Bilaspur & Radaur (Yamunanagar) are under construction.

Bus Stands for Which Land Acquisition is Completed:-

1. New bus stand at Nathusarai Chopta, Sirsa
2. New bus stand at Rajiv chowk, Gurugram
3. New bus stand at Sector-29, Gurugram
4. New bus stand at Sector-12, Faridabad
5. New bus stand at Badli, Jhajjar
6. New workshop at Loharu
7. New bus stand & workshop at

Bahadurgarh, Jhajjar

8. New bus stand at Nangal Chaudhary, Mohindergarh
9. New bus stand at Bawal (Rewari) land from HSIIDC
10. New bus stand at Jind
11. New bus stand at Farukh Nagar, Gurugram
12. New bus stand at Sector-12, Rewari
13. New bus stand at Fatehabad
14. New bus stand at Mustafabad & Khizrabad in Yamunanagar
15. New bus stand at Kunjpura in Karnal
16. New bus stand, Karnal

Bus Stands for Which Land Acquisition is Under Process

4.77 The land acquisition/transfer is under process for construction of new bus stands at Tohana, Jhojju Kalan (Bhiwani), Kadma, Nilokheri, Taraori and Nigdu (Karnal), Papli and Badhsa (Jhajjar). ₹ 99.59 crore was spent for the construction of new bus stands/ workshops under the Land & Building Programme during the year 2015-16. An amount of ₹ 70 crore have been approved for the Annual Plan 2016-17, out of which ₹ 69.43 crore has been spent during the year 2016-17 upto 31.12.2016.

Modernization of Workshops

4.78 The workshops are being modernized by providing latest machinery, tools & infrastructure etc. for better up-keep of the buses. An amount of ₹ 35.47 lakh has been spent during the year 2015-16. An amount of ₹ 1.50 crore has been approved for the Annual Plan 2016-17, out of which ₹ 2.26 lakh has been spent during the year 2016-17 upto 31.12.2016.

Road Safety

4.79 Haryana Roadways has been taking steps to minimize the accidents/break

downs by taking all possible administrative as well as technical measures. Haryana Roadways is running 20 departmental Drivers Training Schools for imparting training and certifying new heavy vehicle drivers. Training for light vehicle drivers is also being imparted in Driver Training Institute, Murthal, Hisar, Gurugram & Mohindergarh and it is proposed to replicate it in all the other departmental DTIs. During the year 2016-17 (upto 31.12.2016), Heavy Driving Training has been imparted to the 25,027 candidates to improve their skills and to obtain the required driving license. An amount of ₹ 90 lakh have been approved for the Annual Plan 2016-17, out of which ₹ 4.56 lakh has been spent during the year 2016-17 upto 31.12.2016. To check over speeding, the speed governors have been installed in all buses.

Revamping of Haryana Roadways Engineering Corporation

4.80 The workshop of Haryana Roadways Engineering Corporation at Gurugram which fabricate bus bodies for Haryana Roadways is being modernized. The share capital of HREC has been increased from ₹ 2 crore to ₹ 4 crore during 2005-06, to ₹ 5 crore during 2006-07, to ₹ 6 crore during 2007-08, to ₹ 6.20 crore during 2008-09, to ₹ 6.40 crore during 2009-10, to ₹ 6.60 crore during 2010-11 and to ₹ 6.65 crore during 2015-16. An amount of ₹ 5 lakh have been approved for the Annual Plan 2016-17 which have been spent.

Computerization

4.81 Various activities of the department are being computerized in a phased manner. Apart from the Depot Management System, On-line Advance

Reservation and Ticketing System have been introduced. ₹ 69.39 lakh has been spent during 2015-16 on computerization. An amount of ₹ 2 crore has been approved for the Annual Plan 2016-17, out of which ₹ 145.10 lakh has been spent during the year 2016-17 upto 31.12.2016.

Use of Technology

i) GPS based Vehicle Tracking System has been introduced in 400 buses as a pilot project. This is proposed to be introduced in all the buses of Haryana Roadways during the financial year 2017-18.

ii) Department intends to introduce hand held Electronic Ticket Issuing Machine in all the buses of Haryana Roadways including for advance booking and for issuing passes. This is proposed to be introduced in all the buses of Haryana Roadways during the financial year 2017-18.

iii) Department has started the process for installation of CCTV cameras at the major bus stands of Haryana Roadways. This surveillance system is proposed to be installed on all the major bus stands as a part of Golden Jubilee celebrations of Haryana State. This is proposed to be introduced on all the major bus stands of Haryana Roadways upto March, 2017.

iv) The department has initiated a project of getting NIT, Faridabad Modern Bus

Terminal developed on PPP basis which is likely to be handed over to the private developer for development by the middle of next year i.e. 2017-18 after completing the requirements as per PPP policy of Govt. of Haryana.

Regulatory Wing

4.82 The Regulatory Wing of the Transport Department has been entrusted with the responsibility of the implementation of the provisions of Motor Vehicles Act, 1988, Central Motor Vehicles Rules, 1989, Carriage by Road Act, 2007, Carriage by Road Rules, 2011, Haryana Motor Vehicles Rules, 1993, Haryana Motor Vehicles Taxation Act, 2016 and Haryana Motor Vehicles Taxation Rules, 2016. During the year 2015-16, against a revenue target of ₹ 1,316 crore, a sum of ₹ 1,399.26 crore was collected. The Target of receipts during the current financial year 2016-17 is ₹ 1,447.60 crore against which ₹ 1,086.18 crore have been collected upto 31.12.2016. The target of receipts during the current year is likely to be achieved.

4.83 The following were the achievements during the year 2016-17 have been made:-

New Stage Carriage Scheme

- Haryana Roadways has traditionally been providing stage carriage services in the State with a fleet of buses that numbers around 4,228.
- The Government made a scheme in 1993 under which permits were granted to 975 private operators. Thereafter, various stage carriage schemes were formulated in 2001, 2004, and 2013. The High Court directed vide order dated 28.10.2014 in CWP No. 20869 of 2013 to re-visit the scheme of 2013. Accordingly, Draft of the

New Stage Carriage Scheme has been got approved from the Council of Ministers and the draft notification of the scheme has been issued on 25.2.2016. Objections received with regard to the new proposed scheme have been heard and the finalization of the scheme is under process.

Improving Driving Skills

- With a view to increasing road safety and providing driving training, three Institutes of Driving Training and Research (IDTRs) at Bahadurgarh, Rohtak and Kaithal have been established in the State and 55,106 drivers have been imparted light and heavy driving training during the year 2015-16. 35,328 drivers have been imparted driving training from 1.4.2016 to 31.12.2016. Fourth Institute of Driving Training and Research (IDTR) at Bhiwani is being set up in village Kaluwas (Bhiwani). The construction work of the same has been started.

- State Government has approved the IDTR project at village Chhapeda in District Mewat and Village Bahin Distt. Palwal as per the decision taken in the empowerment committee meeting held on 15.02.2016. Further, the State Government has also approved M/s Maruti Suzuki India Ltd. as Original Equipment Manufacturer (OEM) partner for undertaking the above mentioned projects as per the guidelines of the Ministry of Road Transport & Highways. Detailed project report for the establishment of Institute of Driving Training & Research at Chhapeda, Distt. Mewat was got prepared by the Deputy Commissioner concerned and same has been received after duly vetted from Central Institute of Road Transport, Pune. Further, it has been decided by the Hon'ble Chief Minister that 50% of the total amount

proposed to be incurred by the State will now be borne by OEM i.e. M/s Maruti Suzuki India Ltd. Finalization of MoU with M/s Maruti Suzuki India Ltd. is underway and likely to be signed shortly.

- Haryana Roadways is also running 20 driving training schools in the State for imparting driving training to heavy vehicle drivers.

- Training for light vehicle drivers is also being imparted in Driver Training Institute, Murthal, Hisar, Gurugram & Mohindergarh by Haryana Roadways and it is proposed to replicate it in all the other departmental D.T.Is. 22,765 persons have been imparted Heavy Vehicles Drivers Training during this year i.e. from 01.04.2016 to 30.11.2016.

- Besides this, 246 driving training schools are being run by private persons.

Improving Road Worthiness of Motor Vehicles

- An Inspection & Certification Centre for motor vehicles equipped with fully automated and computerized machines is being set up at Rohtak with financial assistance of ₹ 14.40 crore by Govt. of India. The annual capacity for testing of vehicles in this Centre is approximately ₹ 1.25-1.35 lakh. The process of installation of machinery has been completed. The I&C Centre has been put on trial and is ready for inauguration. State Government has been requested to seek convenient time from Sh. Nitin Gadkari, Hon'ble Minister of Road Transport and Highways, Government of India for inauguration of the project. Authorisation has been granted to 868 Pollution Under Control (PUC) Centres in the State. A proposal to enhance the fees to be charged by such Centres for issuing

PUC certificate has been submitted to the Government.

Delivery of Citizen Services

- Online payment of Road Tax: The department has introduced an optional e-payment facility through SBI Internet Banking for payment of road tax for transport vehicles. Other nationalized banks have also been approved for online payment of road tax through E-gras.

- SMS Alert: Citizens are sent SMS intimating the amount of Road tax deposited in the office of Registering & Licensing Authorities.

- Dealer Point Registration: On-line Dealer Point Registration System has been implemented at 47 locations in the State and 14 more locations are proposed to be added shortly for online dealer point registration. Efforts are being made to implement the same at rest of the locations.

- Randomization of registration numbers: Allotment of registration number across the State by way of computerized randomization has been introduced in all the Registering Authorities to bring transparency.

- Computerization: The National 'VAHAN' and 'SARATHI' programme has been implemented in all 82 Registering and Licensing Authorities in the State. Computerized receipts are being issued for tax/fee received in all the offices of RLAs.

- Implementation of Sarathi and Vahan web version 4: Department has already implemented the Sarathi version 1 in all the 82 Registering & Licensing Authorities. Department has now shifted Sarathi version 1 to Sarathi version 4 and 50 Licensing Authorities out of 82 Licensing Authorities have been put on Sarathi version 4. Further, more authorities will be

shifted to Sarathi Ver.4 on the availability of the connectivity shortly. On the implementation of the Sarathi version 4, various new services will be started under Vahan/Sarathi Version 4 which are not earlier covered under version 1. It was further decided that all the 21 Secretary, RTAs are likely be shifted to VAHAN Ver.-4 upto 31.3.2017.

- Aadhar Enabled Biometric Attendance System (AEBAS): Department has successfully implemented the Aadhar Enabled Biometric Attendance System in HQ and in all its field offices.

Road Safety Measures and Awareness

- State Road Safety Council, chaired by the Hon'ble Transport Minister has been reconstituted by including experts in road safety, road engineering & road safety planning. The meetings of the State Road Safety Council were held on 11.5.2016 and 21.12.2016 under the chairmanship of Hon'ble Transport Minister, Haryana.

- State Level Road Safety Steering Committee headed by the Chief Secretary is being constituted to monitor and implement the Haryana Road Safety Action Plan.

- Road Safety Awareness Clubs have been set up in all Government Colleges in the State, in order to spread awareness amongst students and youth about road safety.

- "Surakshit School Vahan Policy" In compliance of the directions of the Hon'ble High Court in CWP No. 6907 of 2009 "Surakshit School Vahan Policy" has been formulated and implemented for safety of school going children. Road Safety Committees have been constituted at State, District and Sub-Division level for effective implementation of the Policy. Installation of IP cameras and GPS has been made

mandatory in school buses. The provisions for deploying lady attendant/transgender have also been made compulsory. Necessary directions have been issued to all Secretary, RTAs to carry out strict compliance in letter and spirit.

- On the directions of Hon'ble Supreme Court, a Committee on road safety has been constituted headed by Hon'ble Justice K.S. Radhey Krishanan for implementation/monitoring of road safety measures.

- Draft for Haryana Road Safety Fund Rules, 2015 has been prepared and is under consideration of the State Government. A provision has been made to utilize 50% of the composition fee collected on account of compounding of various offences under the Motor Vehicle Act, on road safety issues.

- State Road Safety Policy 2016 has been formulated on the pattern of the National Road Safety Policy.

- Lead Agency: State Government has declared the Transport Department as Lead Agency on 8.9.2016. The Lead Agency will act as the "Secretariat of Road Safety Council" and co-ordinate all activities relating to the Road Safety in the State, which would include the functions of the Police, PWD (B&R) Department, Education Department, Health Department, Urban Local Bodies, Non-Government Organizations and other Departments concerned with the Road Safety.

Enforcement

4.84 The department has issued about 41,768 challans for various offences under Motor Vehicles Act, 1988 and realized ₹ 73.56 crore on account of compounding

fees during the year 2015-16. Similarly, 34,931 number of challans have been issued from 1.4.2016 to 31.12.2016 and composition fee amounting ₹ 63.11 crore has been realized during said period.

Digitization of legacy data

4.85 The project of scanning & digitization of Legacy data pertaining to RC, DL, CL, Tax and Permit etc. has been assigned to Gujarat Infotech Ltd. The vendor has completed the scanning work of legacy data in 20 districts upto now. About 20 lakh final entries have been submitted to the authorities for porting the same in the National Register. The work of digitization of legacy data is likely to be completed by April, 2017.

High Security Registration Plates

4.86 As per the provisions of Rule 50 of Central Motor Vehicles Rules, 1989,

the department has implemented the scheme of High Security Registration Plates and the work of affixation of the High Security Registration Plates has been started from May, 2012. 16,38,322 number of HSRPs have been affixed on the vehicles upto 31.12.2016.

CIVIL AVIATION

4.87 Civil Aviation Department has 5 Airstrips in the State at Pinjore, Karnal, Hisar, Bhiwani and Narnaul. Three flying training centres of Haryana Institute of Civil Aviation (HICA) are established at Hisar, Karnal and Pinjore where flying training is provided to the boys & girls. Haryana Institute of Civil Aviation is providing flying training to the students for obtaining Private Pilot License, Commercial Pilot License and Instructor Rating.

EDUCATION AND IT

Human development with increased social welfare and well being of the people is the ultimate objective of development planning. In any developing and emerging economy Social Sector plays a significant role. Education, Health and Social Justice & Empowerment are the main components of the Social Sector.

EDUCATION

5.2 State Government is constantly making sincere efforts to make “Education for All” a reality with required academic and infrastructural facilities and easy access.

Beti ka Salam Rashtra Ke Naam

5.3 On the eve of Independence Day (2016), the campaign of ‘Beti Bachao Beti Pado’ was celebrated as “Beti Ka Salam Rashtra Ke Naam” to improve social awareness.

Number of Govt. Schools and enrolment in State

5.4 During the Financial Year 2015-16, there were 7,995 Primary Schools in Rural areas and 903 Primary Schools in Urban areas.

The Quality Improvement Programme

5.5 Department of School Education has started many initiatives to make Haryana amongst the top 5 States in ASER, NAS and other relevant third party learning outcome surveys. As per the latest survey report of NAS, Haryana is among the five States which shows an increase in learning level. This shows that our efforts towards Quality Improvement Programme are going on right track.

Swachh Bharat Abhiyan

5.6 In all schools of Haryana State, a cleanliness drive was organized for one week under Swachh Bharat Abhiyan. In this programme, school children and teachers collectively cleaned school surroundings and public places and also made the public aware about importance of cleanliness through rallies. Closing ceremony of this National Level Programme was held at Nuh (Mewat) with collaboration of MHRD, Govt. of India where Minister of Human Resources Smt. Smriti Jubin Irani was present as Chief Guest. In this programme, an educationally drop out girl student named Vasima from minor community was declared Brand Ambassador of Bal Swachhta Mission who continued her education even after facing many hurdles from her society. Haryana is the first State to construct toilets in every school. An appreciation letter was also sent from the Govt. of India to State Govt. for this performance. Under this scheme, the department has ensured that all Govt. Schools must have atleast one separate functional toilet for Boys and Girls each.

Introduction of Monthly Tests

5.7 In compliance of Government Order No. 1/2014/5980 dated 31.12.2014 & Government Order No. 3/2015/165 dated 14.5.2015, Monthly Assessment Tests of students of class 1st to 8th of Government Schools under the Continuous & Comprehensive Evaluation (CCE) programme of the Right to Education (RTE) scheme is being conducted in all the Government Schools of the State. Question Papers for the tests other than Half Yearly & Annual are being prepared by SCERT and got printed & circulated by District Elementary Education Officers. After January, 2015, Monthly Tests is a regular feature which is being appraised by the teacher, parents and School Management Committee (SMC) members. Now the environment of school is becoming academic and learning friendly because teachers and students are responding in

responsible manners. All the results of monthly tests are being uploaded by the school on MTMS portal of department. The analysis of their tests are being done by the expert of State Council of Education, Research & Training (SCERT) for State level and expert of District Institute of Education & Training (DIET) are doing the same at district level.

Free Text Books and Providing of Free Stationery, School Uniform and Reimbursement of School Fee and Funds

5.8 The State of Haryana has provided ₹ 81.17 crore for the year 2016-17 under the RTE Act, 2009/Rules notified on 3rd June, 2011 for providing Free Stationery, School Bag, School Uniform and Reimbursement of School Fee and Funds by the Elementary Education Department, to the students of classes 1st to 8th and other activities under the RTE scheme as per following rates:-

Item	Classes	Rate Per Student (₹)	Beneficiaries (Students)	Amount (₹)
Free Stationery to Non-SC Students	Class 1-5	100	5,82,280	5,82,28,000
	Class 6-8	150	3,75,463	56,3,19,450
			9,57,743	11,45,47,450
Free School Bag to Non-SC Students	Class 1-5	120	5,82,280	6,98,73,600
	Class 6-8	150	3,75,463	5,63,19,450
			9,57,743	12,61,93,050
Free Uniform to GEN. and BC Boys Only Students	Class 1-5	400		
	Class 6-8	400	4,11,515	16,46,06,000
Reimbursement of school fee and funds (all students)	Class 1-5	36	9,78,417	3,52,23,012
	Class 6-8	94	6,53,716	6,14,49,304
			16,32,133	9,66,72,316
				50, 20,18,816
Financial sanction for the conduction of International Geeta Jayanti Function at Block and District Level like RTE Activities to be carried out like CCE for the year 2016-17 (Plan).	Amount for Block Level Prize Distribution @ 11000 per Block	Amount for District Level Prize Distribution		
	13,09,000	4,83,000		17,92,000
Grand Total				50,38,10,816

Source : Elementary Education Department, Haryana.

Rajiv Gandhi Scholarship for Middle Schools

5.9 A budget provision of ₹ 120 lakh has been made for the year 2015-16 and 14,243 students were benefitted under this scheme with total expenditure of ₹ 82.30 lakh.

One Time Cash Award Scheme for Scheduled Caste Students in Classes 1st to 8th

5.10 A budget provision of ₹ 8,500 lakh has been made for the year 2015-16 and 7,77,088 students were benefitted under this scheme with total expenditure of ₹ 6,697.53 lakh.

Monthly Stipends to all Scheduled Caste Students in Classes 1st to 8th

5.11 A budget provision of ₹ 21,000 lakh has been made for the year 2015-16 and 7,77,088 students were benefitted under this scheme with total expenditure of ₹ 14,738.10 lakh.

Monthly Stipends for BPL Students in Classes 1st to 8th

5.12 A budget provision of ₹ 2,500 lakh has been made for the year 2015-16 and 1,09,513 students were benefitted under this scheme with total expenditure of ₹ 943.40 lakh.

Monthly Stipends for BC-A Students in Classes 1st to 8th

5.13 A budget provision of ₹ 8,500 lakh has been made for the year 2015-16 and 5,10,078 students were benefitted under this scheme with total expenditure of ₹ 5,429.21 lakh.

Providing Free Bicycle to SC Students (Boys & Girls) Studying Classes 6th

5.14 A budget provision of ₹ 200 lakh has been made for the year 2015-16 and Boys (5,844), Girls (6,533). Total 12,377 students were benefitted under this scheme with total expenditure of ₹ 503.99 lakh.

Mid-Day-Meal

5.15 The Scheme is implemented in 8,919 Primary and 58,361 Upper Primary Schools. In the year 2016-17, the total Budget provision is ₹ 31,090 lakh in which Central share is 20,090 lakh and State Share is ₹ 11,000 lakh.

Sarva Shiksha Abhiyan/ Rashtriya Madhyamik Shiksha Abhiyan

5.16 The State Government is implementing two flagship national programmes namely; “Sarv Shiksha Abhiyan” and “Rashtriya Madhyamik Shiksha Abhiyan” in the sharing pattern in SSA is 60:40 between Centre and the State Government.

Budget Approved by MHRD for the FY 2016-17:

- i) The Government of India had approved the Annual work plan and budget for the financial year 2016-17 for Sarva Shiksha Abhiyan for a total outlay of ₹ 1,06,238.36 lakh against which an approx. expenditure of ₹ 30,782.98 lakh have been incurred till 30.11.2016.
- ii) Government of India had approved an Annual work plan and budget for RMSA, for the financial year 2016-17 for a total outlay of ₹ 85,208.03 lakh. The expenditure is approx ₹ 12,762.27 lakh as on 31.10.2016.

Free Text Books

5.17 During the year 2016-17, an amount of ₹ 3,102.1 lakh have been spent under “Sarv Shiksha Abhiyan” to provide Free Text Books to 16,84,673 students of Primary and Upper Primary Classes.

School Grant

5.18 During the year 2016-17, 8,559 Primary Schools and 5,618 Upper Primary Schools have been provided school grant under SSA @ ₹ 5,000 and @ ₹ 7,000, respectively for maintenance of the school equipments including replacement of non-functional items etc. Under RMSA, there is a provision of School grant @ ₹ 50,000 per school for 3,245 High and Senior Secondary Schools.

Maintenance Grant

5.19 Under SSA, there is a provision of ₹ 1,080.35 lakh under Maintenance Grant for 14,477 Primary and Upper Primary Govt. Schools.

Free School Uniform

5.20 Under SSA, uniform is provided to all girls and SC & BPL boys. An amount of ₹ 4,882.47 lakh has been provided to SMCs for distribution of uniform to 12,20,618 students.

Teacher Grant

5.21 There is a provision of ₹ 325.27 lakh in the budget for 65,054 teachers teaching in classes 1st to 8th in all Govt. Schools to prepare Teaching Learning Material (TLM).

Inclusive Education

5.22 During the year 2016-17, an expenditure of ₹ 355.92 lakh has been made to ensure Inclusive Education for Children With Special Need (CWSN) by conducting medical assessment camps, providing aid and appliances, escort allowance, braille books and large print books.

Kasturba Gandhi Balika Vidyalaya

5.23 An amount of ₹ 1,436 lakh has been sanctioned during the year 2016-17 for running of KGBVs in the State. Out of total 36 sanctioned KGBVs,

29 KGBVs are operational enrolling 1,900 girls.

Community Training

5.24 There is a provision of ₹ 262.10 lakh in the budget for a 3 days Non-residential training programme for 87,366 members of School Management Committee in the State.

Civil Work

5.25 During the year 2016-17, ₹ 3,595.05 lakh has been provided for the execution of various civil works under SSA which includes major repair of 110 Primary school buildings, 14 Upper Primary school buildings, for construction of 367 Additional Classrooms (Rural), 646 Boys toilets and 493 separate girls toilets. Under RMSA, MHRD has approved budget of ₹ 52,724.99 lakh for construction of 42 Additional Class rooms, 29 Science labs, 8 Computer rooms, 24 Library and 50 Art & Craft rooms.

Padhe Bharat Badhe Bharat

5.26 Block and district level competition based on Barkha Series Books were organised at school, block and at district level in which students of class 2 participated in story reading and storytelling competitions. The students of class 3 participated in story writing, storytelling and story reading competitions. These competitions have been completed in all blocks of all districts.

Swachh Vidhyalaya Puruskar 2016

5.27 As per the MHRD Guidelines, all Govt. Schools of State have participated in Swachh Vidhyalaya Puruskar (SVP) 2016. Under State level Swachh Vidhyalaya Puruskar (SVP) 2016, 25 schools have been selected for green rank and 107 schools for blue rank in four different categories to further

participate at National Level Competitions to be held shortly.

Gender/Girls Education 'Interaction Session With Local Role Models':

5.28 To spread awareness about the importance of girl's education among girl students and their parents, an 'Interaction Session With Local Role Models' was organized for girls studying in classes 6th to 10th. Total 3,772 Govt. Schools were covered in all 119 blocks.

Life Skills Development Camps:

5.29 To create awareness regarding operations of various public offices and to make them aware about their physical changes & health, life skills development camps were organised for the girls studying in 6th to 8th class. Total no. of 118 Govt. Schools were covered in all 21 districts.

Creative & Performing Arts Under RMSA:

KALA UTSAV 2016

5.30 To promote arts in education by nurturing the artistic talent of school students at the secondary stage, the activity of Kala Utsav has been approved under RMSA for the FY 2016-17. Various competitions based on various art forms like Music, Theatre, Dance, Visual Arts and Crafts have been organised at School, Block, District and State Level. National level competition of Kala Utsav was held on 14th to 19th November, 2016 in which Haryana State has secured a cash prize of ₹ 50,000 with bronze cup.

Secondary Education

5.31 The State Government is well aware that the 21st Century is acknowledged as the Knowledge Century. Education is the key to knowledge and the State Government has consistently made sincere efforts to make "education for all" a reality with required

academic & infrastructural facilities and easy access.

e-Governance

5.32 e-Governance involves Computerization, automation, connectivity and networking at Directorate Secondary Education and at field offices like SCERT, DIETs, GETTIs etc. For Financial year 2016-17, a budget provision of ₹ 485 lakh have been made under the head e-Governance. The main target for the year 2016-17 includes expansion/replacement of outdated hardware and other allied items in Directorate and DEO offices, Software development up-gradation and customization of existing software applications with new Technologies as per need of the department. The other functions that comes under e-Governance are website upgradation, development of portal for different outline services and need based system software up gradation. Networking and up gradation of data and basic Computer Training of Directorate staffs helps in bridging the existing communication gap between Directorate and Schools which ultimately improves efficiency in education, management planning and administration . Therefore, e-Governance has becomes an essential component for efficient administration in today's era.

5.33 The work of implementation/ installation of Aadhaar Enabled Biometric Attendance System (AEBAS), Bas Tablet with Wi-Fi Access Points is going on in the Schools. An amount of ₹ 135.12 lakh has been incurred for the purchase of Computer Hardware and allied items, Biometric Machine and payment of fee/salary for the deployment of IT Professionals under e-Governance

Scheme for the year 2016-17 up to 6.1.2017.

5.34 Service profiles and personal profiles have been created on the portal and New Transfer Policy 2016 approved by Government. Accordingly, it has been integrated with this module through which online choices were obtained for transfer and more than 33,000 transfers have been conducted by the department using the said module to ensure equitable and rationalized distribution of teachers.

Comprehensive Computer Education Programme ICT

5.35 This scheme is Centrally Sponsored Scheme funded by Centre and State in the ratio of 75:25. The purpose of ICT is to be established computers. Under this Scheme, Govt. has made an expenditure of ₹ 970.28 lakh in the Financial Year 2016-17 till 6.1.2017.

Inclusive Education for Disabled at Secondary Stage (IED-SS)

5.36 The Govt. of India had replaced “Integrated Education for Disabled Children (IEDC)” scheme with Inclusive Education for Disabled at Secondary Stage (IED-SS) scheme in the year 2009-10. The main objective of this scheme is to provide education to Divyang child at secondary level (classes IX to XII) in an inclusive education system under general education system having appropriate environment. The Govt. of India has sanctioned work plan of ₹ 1,102.98 lakh for FY 2016-17 and spillover of ₹ 504.50 lakh for previous years, hence total ₹ 1,607.48 lakh has sanctioned under this scheme. An amount of ₹ 385.12 lakh has been utilized on the approved activities of this scheme for the welfare of Divyang children upto 6.1.2017.

Teacher Education

5.37 As a part and process of restructuring Teacher Education Programme under centrally sponsored scheme of Teacher Education, 4 new DIETs (District Institute of Elementary Teacher Education) one in each of uncovered districts namely Mewat, Fatehabad, Palwal & Jhajjar sanctioned during the year 2012-13 have started functioning. In addition to this, 2 Block Institute of Teacher Education one each in the district of Mewat & Fatehabad have become functional to cater the needs of Minority/SC communities as these districts have been identified as minority/SC dominated/concentrated districts by Govt. of India. These institutions would come up at an estimated cost of ₹ 1,498.76 lakh on account of infrastructure out of which 40% will be met by the State Government and the rest is to be met by Govt. of India. Additional funds for final completion of these DIETs & BITEs to the tune of ₹ 870.87 lakh has also been arranged for construction to Civil Engineering Cell of Haryana School Shiksha Pariyojana Parishad. A State level school for Teacher Education comparable to national and international standards has also been set up at Silani Kesho in Jhajjar district. An amount of ₹ 580 lakh as grant- in- aid is released for this State Level School for teacher education in 2016-17 and expenditure upto 6.1.2017 is ₹ 406 lakh.

5.38 As per the Ministry of Human Resource Development guidelines DIETs and SCERT have been restructured and all the 7 units have become functional in all DIETs. To empower the standards of education through teacher training institutions and

SCERT Haryana, Gurugram (State Nodal Agency) about 25,000 teachers including JBTs, TGTs, PGTs, Heads and Principals have been trained during the year 2016-17.

Literacy

5.39 'Saakshar Bharat', a Centrally Sponsored Scheme of Adult Education is operational in 10 districts of Haryana, namely Bhiwani, Faridabad, Fatehabad, Gurugram, Hisar, Jind, Kaithal, Karnal, Mahendergarh and Sirsa. The focus of this project is to literate the persons especially females of Scheduled Castes, Minorities and Marginalized sections in the age group of 15+. State Literacy Mission Authority (SLMA), Haryana had set a target of 3.60 lakh learners to be covered under this scheme during the year 2016-17.

5.40 As many as 2,56,536 learners have been appeared in the assessment test conducted by National Institute of Open Schooling (NIOS) and National Literacy Mission Authority (NLMA) in Saakshar Bharat Districts of Haryana on 21.8.2016 and it is expected to achieve the set target on 2nd assessment test of the year scheduled to be held in March, 2017.

Aarohi Schools

5.41 The Govt. of India has established a scheme for opening of 36 Aarohi Model Schools in Educationally Backward Blocks on the pattern of Kendriya Vidyalaya in Haryana in the year 2011-2012. The main objective of the scheme is to provide quality education to the children of Educationally Backward Blocks from classes 9th to 12th. The funding pattern for running these Aarohi Model Schools was in the ratio of 75:25 Centre: State. But the Govt. of India had delinked the

scheme from the support of Govt. of India from the Financial Year 2015-16, which has now been adopted by the State Govt. under State Plan. Out of 36 Aarohi Model Schools, 30 Schools have been completed and shifted to their own building. A provision of ₹ 46.55 crore has been made by the State Govt. for this financial year 2016-17. Out of which, an amount of ₹ 23.50 crore has been allotted to the Concerned DEOs for disbursement of salary to the staff of Aarohi Model Schools. ₹ 20 crore is to be transferred to the Director State Project for construction of remaining Aarohi Model Schools.

Construction, Repair/Maintenance

5.42 The Works Branch deals with cases of construction, Repair/Maintenance and Addition/Alteration in Govt. High/Sr. Sec. Schools building in the State. Besides it, the works relating the physical amenities, covering drinking water facilities, toilets, urinals, sufficient class rooms/boundary walls including different requisite labs and libraries etc. are taken up. An amount of ₹ 1,421.19 lakh on Plan side for 256 schools and ₹ 1,362.19 lakh on Non Plan side for 205 schools has been utilized during the financial year 2015-16.

5.43 Provision of ₹ 1,500 lakh on Plan side and ₹ 1,800 lakh on Non Plan side were made for the current financial year 2016-17. A sum of ₹ 1,499.59 lakh on Plan side for 180 GHS/GSSS and ₹ 1,790 lakh as Non Plan side for 192 schools has been released for repair/maintenance of building/construction of Boundary Wall and room etc.

5.44 In the year 2015-16, the expenditure of ₹ 1,409.98 lakh has been

made for 12 new school building and State Provision of ₹ 2,500 lakh for construction of new schools building has been made in current Financial Year 2016-17 under Capital Head - 4202.

‘Mukha Mantri School Beautification Motivational Scheme’

5.45 To create awareness of students towards the cleanliness of environment of schools ‘Mukha Mantri School Beautification Motivational Scheme’ was started in the year 2011-12. For this, one High and one Senior Secondary School is selected at block level each of 119 blocks of State. Each selected High and Senior Secondary School is given ₹ 50,000 for this after that among these selected schools, out of best High and Senior Secondary School is selected at district level in all 21 districts and given ₹ 1,00,000. Then two school i.e. one High and one Senior Secondary School are selected among these selected schools for state level prize and are given ₹ 5,00,000 each as award money. An amount ₹ 175 lakh has been made in this year 2016-17 for this purpose.

NABARD

5.46 In addition to mentioned above NABARD assisted project for construction of separate toilets for girls and installation of Hand pumps in 2,910 GHS/GSSS of rural area of Haryana State has also been sanctioned. During the financial year 2013-14, ₹ 2,720 lakh on plan side were earmarked for this purpose, out of which Finance Department released ₹ 1,360 lakh which were released to Haryana School Shiksha

Priyोजना Parishad, Panchkula for implementation of the project. During the financial year 2014-15, ₹ 2,723 lakh on plan side were earmarked for the project out of which Finance Department released ₹ 2,042 lakh and this amount has been transferred to Haryana School Shiksha Pariyोजना Parishad (HSSPP) for construction of separate toilets for girls and installation of Hand pumps in 1,016 GHS/GSSS. In the year 2015-16, the Finance Department has released ₹ 816 lakh and amount has been transferred to HSSPP for construction of separate toilets for girls and Hand pump of remaining schools. In this year 2016-17, the budget provision of ₹ 681 lakh has been made.

Incentive Schemes Plan/Non-Plan

5.47 Scheme-wise Number of Beneficiaries and Expenditure Incurred in Secondary and Senior Secondary Schools during 2015-16 and 2016-17 are given in **Table 5.1**

Pension

5.48 The State Govt. has introduced the pension scheme for the employees working in the Non Govt. Aided Secondary Schools in lieu of contributory provided fund w.e.f. 11.5.1998 and near about 2,698 employees have been benefited under this scheme. An amount of ₹ 60 crore has been made during the year 2016-17.

Table 5.1 – Scheme-wise Number of Beneficiaries and Expenditure Incurred in Secondary and Senior Secondary Schools During 2015-16 and 2016-17.

Name of Schemes	In the year 2015-16		In the year 2016-17 upto 6.1.2017	
	No. of Beneficiaries	Expenditure Incurred (₹ in lakh)	No. of Beneficiaries	Expenditure Incurred (₹ in lakh) /Remarks
One Time Allowance to SC Students in classes 9 th to 12 th	221521	3212.32	229019	3320.78
Monthly Allowance to SC Students in classes 9 th to 12 th	200560	7094.61	--	In progress
Monthly Stipend to BC-A students	137259	3654.18	--	In progress
Monthly stipend to BPL	28844	689.78	--	In progress
Cash Award Punjabi Second Language (classes 11 th and 12 th) and Education Encouragement of Excellence (EEE) for High/Sr. Sec. School 9 th to 12 th	14750	147.65	14906	149.01
Haryana State Merit Scholarship Scheme on Board Matric Exam in classes 11 th and 12 th	787	14.16	687	12.37
Monthly Stipend to Grandson and Granddaughter of Freedom Fighters in classes 1 st to 12 th	181	5.84	125	4.54
National Means cum Merit Scholarship Scheme	--	4.09	--	3.05
National Talent Search Scheme	--	10.96	95	0.92
Providing Free Bicycle to SC Students Boys and Girls (classes 9 th and 11 th)	--	903.66	20249	529.49

Source: Secondary Education Department, Haryana.

Table 5.2 - The Number of Government Schools and Enrollment therein in the State.

Year	Education Level	No. of Schools	Total Students	Girls Students	No. of Teachers	PTR
2015-16	Secondary and Senior Secondary (9 th to 12 th)	3258	612944	317290	20839	29.4
2016-17	Secondary and Senior Secondary (9 th to 12 th)	3316	609949	312638	23849	25.6

Source: Secondary Education Department, Haryana.

Number of Government Schools and Enrollment during 2015-16 and 2016-17

5.49 The number of Government Schools and enrollment therein in the

State for the year 2015-16 and 2016-17 is given **Table 5.2**

Dual Desks

5.50 There is a provision of ₹ 10 crore during the year 2015-16 and additional funds of ₹ 15 crore has also been provided during the year 2015-16. Supply order of 5,300 and 22,978 Dual Desk amounting to ₹ 15 crore was issued to PCCF-cum-Managing Director Haryana Forest Development Corporation Limited, Sector-4, Panchkula as per the terms and conditions in the Rate Contract dated 18.5.2015. There is a provision of ₹ 35 crore during the year 2016-17. There is deficiency of 1,22,881 dual desks for the students of 9th to 12th classes. An additional requirement of 94,898 Dual Desks for classes 9th to 12th.

Sports

5.51 The Students of Haryana have bagged 98 Gold Medals, 97 Silver Medals and 117 Bronze (Total 312 Medals) in the National School Games Championship during the year 2015-16. Haryana state has gained overall fourth rank in National School Games Championship 2015-16.

5.52 The State Government has provided the budget of ₹ 100 lakh (Non-Plan) for the organization of these tournaments and ₹ 500 lakh (Plan) for the purchase of sports equipment in the various Govt. Schools during the financial year 2015-16. For the financial year 2016-17, a provision of ₹ 115 lakh (Non-Plan) and ₹ 400 lakh (Plan) has been made.

Book Bank

5.53 During the financial year 2015-16, the budget of ₹ 350 lakh (Plan) has been provided for the purchase of books for school library/book banks to all the Govt. Sr. Sec. and Govt. High

Schools. The Provision of ₹ 100 lakh (Plan) has been made during the financial year 2016-17 for this purpose.

Higher Education

5.54 Providing quality higher education to our youth and to make them employable is a major thrust of the State Government. Higher Education system in the State has witnessed impressive growth in recent years and this trend is expected to continue during the next financial year. The department of higher education has taken various measures to expand and improve the capacity and quality in higher education. Access, quality, equity and sustainability in higher education are the guiding principles on which the vision of the State Government is based. The vision of higher education in Haryana is to realize the State's human resource potential to its fullest with equity and inclusion. The essentially means the need to provide greater opportunities of access to higher education with equity to all eligible and in particular to the vulnerable sections of the society. The total budget in higher education has increased from ₹ 1,380.10 crore in 2015-16 to ₹ 1,650.27 crore in 2016-17.

5.55 During this year, five new Government colleges have been started. Out of total 110 Government Colleges, 32 Colleges are exclusively for girls. There are 97 privately managed aided Colleges out of which 35 Colleges are for girls. State is committed to opening more Government Colleges exclusively for girls so as to ensure greater access to girls in higher education. State is also intended to create gender sensitive

environment in Colleges and Universities.

5.56 The State Government has invested huge resources in creating an extensive infrastructure of Government owned and privately run Degree Colleges and State Universities. At the same time, our timely and proactive State interventions have encouraged and Private Sector to become partners in accessing education to all our citizens. In the year 2016-17, Starex University, Gurugram has been established. Proposals to establish a State University in Village Kankraula (Gurugram) and Mundri (Kaithal) are under consideration. Incubation centres in all State Universities have been established. Pension scheme has been implemented for the employees of Bhagat Phool Singh Mahila Vishwavidyalya, Khanpur Kalan, Sonipat.

5.57 One of the major initiatives taken by the Education Department in 2016-17 was the successful implementation of on-line admission in all Government Colleges of the State. About 2,98,193 applicants filled up their application forms online for different Ist year of Under-Graduate and Post-Graduate courses free of cost and about 1,91,462 students were admitted in Government Colleges through this process. The process of online admissions shall continue in the next academic session i.e. 2017-18. To address the acute shortage of teaching staff in Government Colleges so as to usher in qualitative improvement in college education, an indent has been sent to Haryana Public Service Commission to fill up 1,647 vacant posts of Assistant Professors in various subjects for which the recommendation

of 51 Assistant Professors in 6 subjects have been received from the HPSC and the appointment process is under consideration. An amount of ₹ 70 crore is proposed for Scholarship Scheme for SC students for the year 2016-17.

5.58 “Rashtriya Uchhtar Shiksha Abhiyan” (RUSA), a new scheme was started by MHRD, Govt. of India. The goal of this scheme is to provide the financial aid to universities and colleges for their overall development. The scheme is on sharing basis of 60:40 ratios for which ₹ 9,960 lakh is the share of Govt. of India & ₹ 6,640 lakh will be proposed share of the State Govt. The State Govt. has taken various initiatives for moving towards cashless society in the state. The teachers and students of Universities & Colleges have has actively involved in promotion of cashless society in the State and POS machines are being made available to all 110 Govt. Colleges. The campus of all 110 colleges has been made with free Wi-Fi facility. The major initiatives taken by the department during the year 2016-17 by NSS is the “BETI BACHAO BETI PADHAO” and “CASHLESS TRANSACTION AWARENESS PROGRAMME”.

5.59 In the history of the State a ‘Special NCC Cadets Incentive Scheme, Govt. of Haryana i.e. NCC Cadet Protsahn Yojana’ has been started for the NCC Cadets. Further, to establish a NCC academy at Gharaunda (Karnal), necessary modalities have been finalised and the foundation stone will be laid shortly.

TECHNICAL EDUCATION

5.60 At the time of inception of Haryana as a separate state in 1966, there

were only 6 Polytechnics (Government-4 and Government aided-2) and only one Regional Engineering College at Kurukshetra (joint venture of State Government and Government of India) with annual intake of only 1,341 students. There has been an exponential

growth in the number of technical education institutions since then. The detail of technical education institutions alongwith intake capacity and admissions in the academic session 2016-17 is given in the **Table 5.3**

Table 5.3– Technical Education Institutions, Intake Capacity and Admissions during 2016-17.

Course	No. of Institute			Sanctioned Intake			Admissions		
	Govt./ Aided	Pvt.	Total	Govt./ Aided	Pvt.	Total	Govt./ Aided	Pvt.	Total
DIPLOMA (Engg. & Pharmacy)	32	156	188	12355	45965	58320	8742	14956	23698
B. ARCH.	2	18	20	120	770	890	104	376	480
B. TECH.	10	127	137	3190	48712	51902	2277	12302	14579
MBA	4	111	115	230	8541	8771	75	3537	3612
MCA	9	35	44	540	2226	2766	299	138	437
Grand Total	57	447	504	16435	106214	122649	11497	31309	42806

Source: Technical Education Department, Haryana.

5.61 The Department designs need based programmes for Diploma Institutions (Polytechnics) provides adequate human resource and infrastructure for imparting requisite technical skills as per the prescribed curriculum. It provides quality technical education through Diploma, Under-graduate and Post-graduate level institutions in the field of Engineering and Technology, Architecture and Urban Planning, Management, Pharmacy, Hotel Management, Fine Arts, Applied Arts & Crafts and Design. The Department assigns high priority to meet educational needs of deprived sections of society such as Scheduled Castes, Women, Physically Challenged Persons, rural population and other socio-economically and educationally backward classes. It also ensures objective evaluation and certification system for students, courses

and institutions. The Department also provides career counselling to the students and helps them in proper placement for gainful employment. Job fairs are held in collaboration with Confederation of Indian Industry (Northern Region) PHD Chamber of Commerce Industry, District Industries Associations and other Industry & Trade Associations.

5.62 The following National Institutes are being established in the State:-

- i) Indian Institute of Information Technology (IIIT) is being established at village Killohrad district Sonapat in Public-Private-Partnership (PPP) mode by the Government of India, Ministry of Human Resource Development for which 50 acre of land has been provided by Gram Panchayat free of cost. The Industrial

Partners for the Project are HSIIDC and Hartron. Guest classes of IIT have been started in the campus of NIT Kurukshetra from 2014-15.

ii) Indian Institute of Management, Rohtak is being established by the Ministry of Human Resource Development, Government of India over a sprawling area of 200 acre at Rohtak. The State Government has made the land available free of cost. The IIM Rohtak is presently running in the temporary campus at Maharishi Dayanand University, Rohtak. The construction work of campus of IIM, Rohtak is in progress and is being taken up by IIM Society, Rohtak.

iii) National Institute of Design (NID) is being established at Umri (on NH-1) in district Kurukshetra. Land measuring 20.5 acre has been provided by the Gram Panchayat, Umri free of cost for establishing this Institute of national importance. The guest classes of NID Kurukshetra have been started in the campus of Govt. Polytechnic Umri, Kurukshetra w.e.f 15.11.2016. The Construction work of NID campus is in progress through National Building Construction Corporation (NBCC).

iv) National Institute of Fashion Technology (NIFT) is being established in Sector-23, Panchkula in collaboration with Ministry of Textiles, Govt. of India. State Govt. has provided 10.45 acre land for NIFT project. The State Govt. is also committed to provide ₹ 99.71 crore towards development of building infrastructure, purchase of machinery equipment as well as for viability gap funding for initial four years of running of NIFT project. The

construction work of NIFT project has been assigned to Haryana Police Housing Corporation. The lay out plan and drawings for construction of NIFT Campus as prepared by the Chief Architect, Haryana have been approved by NIFT, New Delhi and the work is expected to be started by February/March 2017.

v) Extension Campus (Faculty Development) of IIT Delhi is being established at Rajiv Gandhi Education City, Kundli, district Sonapat for which HUDA has allotted a site measuring 50 acres free of cost to IIT Delhi. There is a proposal for establishing Science & Technology Park, High Performance Computing Facility and Faculty Development Centre in the campus. The construction work of campus is in progress through National Building Construction Corporation (NBCC) and being taken up by IIT Delhi.

vi) Another Extension Campus (Research and Development) of IIT Delhi is being set up at Village Badhsa District Jhajjar for which 50 acre land has been purchased at a total cost of ₹ 15 crore from the Gram Panchayat Badhsa, District Jhajjar. There is a proposal for establishing Skill Development Centre and Bio-Sciences Research Park in the campus. IIT, Delhi is working out further modalities.

vii) Technology Centre of Ministry of Small, Micro and Medium Enterprises, Govt. of India is being set up in the premises of Govt. Polytechnic Neemka, District Faridabad. The State Govt. will provide entire building of Govt. Polytechnic, Neemka (Faridabad) with

built up area measuring 87,300 sq. ft. to National Small Industries Corporation (NSIC) for setting up of a Technology Centre at Faridabad. An MoU has been signed between National Small Industries Corporation (NSIC) and Technical Education Department, Haryana on 22.11.2016.

viii) National Institute of Electronics & Information Technology Centre is being setup at Kurukshetra by the Department of Electronics and Information Technology (DEIT), Ministry of Communications & Information Technology, Govt. of India as per announcement made by Hon'ble Union Minister for Communication & Information Technology, Govt. of India on 27.2.2016. The centre will temporarily function in the building of Govt. Polytechnic, Umri (Kurukshetra). However, 10,000 sq.ft built up space has been provided for NIET centre.

ix) Plastic Satellite Centre of Central Institute of Plastic Engineering & Technology (CIPET) is being setup in Karnal as per announcement made by Hon'ble Union Minister for Chemical & Fertilizers, Govt. of India on 3.6.2016. The Deputy Commissioner, Karnal has been requested to identify suitable building for the proposed centre.

State Institutes of Engineering & Technology:

5.63 Sh. Ranbir Singh State Institute of Engineering & Technology is being established on 40 acre of land on Jhajjar-Gurugram road at about 9 km. from Jhajjar at village Silani Kesho in Jhajjar district. The estimated cost of the project is ₹ 40 crore. The construction work of Academic Block is in progress

through PWD (B&R), Haryana. The classes are scheduled to be start from the academic session 2017-18 with due approval of AICTE.

5.64 Rao Birender Singh State Institute of Engineering & Technology is being established in Rewari district in village Zainabad on 52.50 acre land. The estimated cost of the project is ₹ 40 crore. The construction work of Academic Block and boundary wall is in progress through PWD (B&R), Haryana. The classes are scheduled to be start from the academic session 2017-18 with due approval of AICTE.

5.65 Govt. Engineering College, Nilokheri has been setup in the Campus of Govt. Polytechnic, Nilokheri, district Karnal from the academic session 2016-17 with the approval of AICTE.

Government Polytechnics

5.66 The construction work of two Govt. Polytechnics at Neemka (Faridabad) and Shergarh (Kaithal) has been completed through PWD (B&R), Haryana. Five new Government Polytechnics are under construction at Indri (Karnal), Malab (Mewat), Chhappar (Bhiwani), Jamalpur Shekhan (Fatehabad) and Mandkola (Palwal). Two New Govt. Polytechnics-cum-Multi Skill Development Centres are being setup at Sector-26, Panchkula with an estimated cost of ₹ 38 crore (including construction cost of HSDM) and village Dhamlawas, district Rewari with an estimated cost of ₹ 16.85 crore.

Projects funded by Central Govt.

5.67 The Government of India has sanctioned seven Polytechnics in unserved/ underserved districts for which grant of ₹ 12.30 crore for each Polytechnic is being provided by the Ministry of Human Resource

Development, Government of India. Two Govt. Polytechnics at Cheeka, district Kaithal and Lisana, district Rewari have already been established under this scheme.

5.68 The construction work of four polytechnics has been completed through PWD (B&R), Haryana at Hathnikund (Yamuna Nagar), Umri (Kurukshetra), Jattal (Panipat) and Dhangar (Fatehabad). However, construction work of Govt. Polytechnic Nanakpur (Panchkula) is in progress.

5.69 Besides this, Govt. Polytechnic at Sadhaura, district Yamuna Nagar under the scheme - Multi Sectoral Development Programme of Ministry of Minority Affairs, Govt. of India is also being set up with an estimated cost of ₹ 10 crore.

5.70 New Initiatives for Skill Development in the State are as under:

i) Haryana Skill Development Mission (HSDM) registered as society on 4.5.2015 under Haryana Registration and Regulation of Societies Act, 2012 and formally launched by Hon'ble Chief Minister on 14.7.2015. Mission will co-ordinate the implementation of skill development schemes across various departments in the state. Mission is providing skill training to the youth of Haryana for wage and self employment.

ii) A MoU has been signed between HSDM and United Nation Development Programme (UNDP) on 14.7.2015 to leverage the needs for skilled personnel and to create opportunity for the skill development, employment and entrepreneurship for women in NCR region of Haryana.

iii) There is target to train 20,000 persons in two year in seven districts namely Panipat, Ambala, Faridabad, Gurugram, Bhiwani, Hisar and Rohtak under Integrated Skill Development Scheme (ISDS) of Ministry of Textile, Govt. of India. The total cost of the training is in the ratio of 75:25 between GOI and State Govt. Till date, 6,593 candidates have been trained and 2,000 are undergoing training /assessment under this scheme.

iv) There is a proposal for establishing Multi Skill Development Centres at proposed Government Polytechnic at Sector-26, Panchkula and village Dhamlawas (Rewari) for running short term NSQF compliant skill course keeping in view the skill gap analysis report pertaining to Haryana State. Establishment of skill centers in all New Government Polytechnic is under process.

Projects/Programme Running under Swaran Jayanti Scheme

5.71 Hon'ble Chief Minister announced for establishment of Skill Development University in Village Dudhola, District Palwal on 10.4.2016. Gram Panchayat Village Dudhola, District Palwal has agreed to provide 82.72 acre agriculture land on lease as per State Government instructions. The process to transfer the land in the name of Technical Education Department has been initiated by Director Development and Panchayat. The University campus will be established with in a period of three years. For establishing the temporary campus of Skill University in the Polyclinic Building, Sector-55, Faridabad, the Director General, Health Services has agreed to make available the

building to the department for a period of 3 years. The possession of the building has been taken by Technical Education Department. A provision of budget of ₹ 5 crore has been made by Finance Department in the supplementary budget 2016-17. The Vishwakarma Skill University Bill, 2016 has been passed by the Haryana Vidhan Sabha on 30.8.2016. The Vishwakarma Skill University Act has been notified vide Haryana Gazette notification no. Leg. 29/2016 dated 20.9.2016. 67 posts have been created by the Finance Department for Vishwakarma Skill University. Vice Chancellor of Vishwakarma Skill

Industrial Training

5.73 The Skill Development and Industrial Training Department through a network of 149 Govt. Institutes (116 Co-ed. Govt. Industrial Training Institutes, 33 Govt. Industrial Training Institutes for women), 223 Private Industrial Training Institutes (7 Institute Non-functional 2016-17), 7 Govt Teacher Training Centers, 2 Private Teacher Training Centers is presently providing certificate courses Training to about (Govt. 52,175 + Pvt. 33,148)= 85,323 trainees in the State. These institutes are not only supplying skilled craftsmen to the industries but also generate avenues for self-employment.

5.74 149 Industrial Training Institutes with a seating capacity of 52,175 are working during the year 2016-17. Out of these, 33 Industrial Training Institutes are exclusively for women and the remaining co-education ITIs, 30 % of the total seats are reserved for girl trainees in all trades. Also, 7 Govt. Teacher Training Centers with seating capacity of 280 trainees

University has been appointed by the Government. However, Council of Minister's has decided in its meeting held on 3.1.2017 that the work of Skill Development Mission and Vishwakarma Skill Development University were transferred to Industrial Training Department, Haryana.

Accreditation of Govt. Polytechnics:

5.72 A programme has been approved as a Swaran Jayanti Project in order to effectively meet the eligibility requirements of NBA accreditation. Total funds of ₹ 115 crore shall be provided for the accreditation project to be completed over 4 years.

are functioning in the State to impart Training to Teachers in Women oriented trades which are being run at Ambala City, Rohtak, Bhiwani, Jind, Narnaul, Sirsa & Faridabad. 2 Private Teacher Training Centres with seating capacity of 40 trainees each and 223 Private Industrial Training Institutes having seating capacity of 37,604 trainee seats are also functioning. No tuition fee is charged from women trainees in Govt. institutions.

5.75 To make the training relevant and accountable to users, 60 Govt. ITI's have been adopted by 30 ITI's for up-gradation. 72 Societies have been constituted covering 78 Govt. ITI's to provide them functional, financial and managerial autonomy.

5.76 Under 'Skill Development Initiative (SDI)' scheme of DGT, GoI through Modular Employable Skills (MES), 232 Vocational Training Providers (VTPs) have been registered to impart training to school drop-outs in various Sectors/Modules. 62,549

candidates have undergone training under this scheme till date.

5.77 Govt. of India has approved setting up of Institute for Training of Trainers (ITOT) at Rohtak under World Bank assisted VTP to conduct courses under semester pattern of Craftsman Instructors Trainings Scheme (CITS) in 2013. Govt. ITOT, Rohtak has started functioning and admissions have been made in the institute in August, 2015 in 3 trades. The seating capacity of the institute is 120+120=240 i.e. 120 each Semester.

INFORMATION

TECHNOLOGY

5.78 State of Haryana has aligned its vision with the three focus areas of the Digital India Programme which are Digital Infrastructure as Utility to every citizen, governance & Services on demand and Digital Empowerment of citizens. Activities /Achievements of department are as under:-

1. Haryana State Wide Area Network (SWAN): Under this network, State Headquarter has been connected with all the District Headquarters, Blocks/Sub-Divisions/Tehsils/Sub-Tehsils, Haryana Civil Secretariat and Haryana Bhawan, New Delhi for providing facilities such as Inter and Intra data transfer/ sharing voice over Internet Protocol, Video etc.. Beside this, 1,277 offices of various departments have been connected horizontally.

2. State Data Centre (SDC): 75 applications of various departments/ organizations and e-District projects have been hosted on Data Centre. To overcome lack of space and computing requirement, Cloud Concept has also been introduced. Further, to meet the

immediate and future requirements of the departments for their requirement of hosting the applications on the State Data Centre, the compute capacity is being enhanced by adding more servers. This capacity enhancement will meet the immediate and future requirements upto 2020.

3. UIDAI Data Centre: The HSIIDC has allotted a 5 acre plot to UIDAI for establishment of the UIDAI Data Centre at IMPT Manesar, Gurugram. The UIDAI Data Centre has been established and is operational.

4. National Optical Fiber Network (NOFN)/BharatNet: Under this project, all the Gram Panchayats (GPs) are being connected on optical fiber for delivery of G2C and C2G services through AtalSevaKendras (ASKs) being established across the State. Till date, Optical Fiber Cable (OFC) laying is completed in 4,051 Gram Panchayats Wi-Fi connectivity is also being provided to the Gram Panchayats. Wi-Fi equipment has been installed at 119 Gram Panchayats/Schools. There is plan to establish Wi-Fi connectivity in 350 villages during the year 2017-18.

5. Atal Seva Kendras (ASKs): For delivery of a whole range Citizen Centric Services relating the both Government and Private Sector, ICT based AtalSevaKendras are being set up across the State. Till date, 4,875 ASKs IDs have been created in the State and more than 3,600 ASKs have been transacting in the State.

6. Aadhaar Enrolment: Aadhaar saturation in the State is 100% based on the population 2015. Special Aadhaar enrolment campaign through mobile van was carried out for old aged, in firm, bed-ridden residents. 400 Tablets for

Aadhaar enrolment for 0-5 age group have been purchased and 500 Aadhaar enrolment kits for 5-18 age group are being purchased.

7. E-District Projects: At present, a total of 170 State Government to Citizen (G2C) e-Services pertaining to 24 departments are being provided through Atal Seva Kendras across the State. In addition, 99 Business to Citizen (B2C) services and 12 G2C Services of Government of India are also being provided. These services are being provided through more than 3,600 transacting ASKs and 134 e-Disha Kendras already established in the State.

8. State Portal and Service Delivery Gateway (SSDG): About 35 electronics services of various departments are planned to be roll out through this Gateway. Out of which, 15 services has been rolled out & are live. For better service delivery, these services have been integrated with Rapid Assessment Service System.

9. e-Governance Applications: During the recent past, various new applications like CM Window- CM Grievances Redressal System, Haryana, CM Announcements Monitoring System, Revenue Court Cases Monitoring System, e-Stamping in Property Registration Work, e-Registration System (Web Enabled AMS- HARIS), On-line Jamabandies, Aadhaar Enabled Jeevan Pramaan Patra (life Certificate), CM e-Dashboard for Monitoring KIIS, Mobile App for CM Window, State Portal of Haryana, e-Ticketing System, Integrated Web Portal of ULB with on-line citizen services, Haryana CM Web Portal SIGMA- Small Interface for e-Governance through Mobile application, Online Filling of

Entrepreneurs Memorandum (1&11), Harsamay- Police Citizen Service Portal, Beti Bachao Beti Padhao Abhiyan, CM Engagements Management System, e-PMS (Projects Management Systems), IFMS and HRMS have been developed and running successfully in the State.

10. Award in e-Governance Projects: Following Awards have been received by the Government in e- Governance applications:-

- (i) PFRDA award for best implementation of New Pension Scheme on 19th December, 2016.
- (ii) CSI Nihilent Award of excellence 2016 to be received on 24.1.2017 for integration of E-gras with e-stamping.
- (iii) Skoch order of merit 2016 for integration of E-gras with e-stamping on 8th September, 2016.
- (iv) Order of merit for e-TDS by Skoch on 8th September, 2016.
- (v) Haryana State got digital India-Silver medal on 19th December, 2016 for overall web presence.
- (vi) National e-Governance award for G-triangulation project, Gurugram Distt for integration of revenue record with GIS Geographical Information system on 8th January, 2017.
- (vii) Platinum award of Social Security pension from Skoch on 8th September, 2016.

11. Brown-field clusters under M-SIPS: To aid the growth of the Electronics Systems Design and Manufacturing (ESDM) sector, help development of entrepreneurial ecosystem, drive innovation and opportunities and tax revenues, the Government of India has notified the

Modified Special Incentive Package Scheme (M-SIPS) in the Electronics Systems Design and Manufacturing (ESDM) sector under Brownfield Clusters. Industries being set up in Brownfield clusters would be eligible for reimbursement of excise/counter veiling duty on capital equipment and reimbursement of central taxes and duties. The incentives are available for investments made in the project within a period of 10 years from the date of approval. The areas of District Gurugram, Bawal Tehsil and Dharuhera Sub Tehsil of Rewari District, Panchkula District (including Barwala Block and other Ind. Area), District Faridabad, District Palwal, District Ambala, District Yamunanagar, District Jhajjar and District Sonapat (All Industrial Areas including Kundli and Rai Area approved by the State Government or its local authority) have been notified as Brown –Field Electronics Manufacturing Clusters.

12. IT Parks: The HSIIDC has developed infrastructure for Technology Park/ Electronics Hardware Technology Park to promote IT Sector as four locations i.e Panchkula, IMT Manesar, Kundli and Rai in Sonapat in Haryana.

13. Private IT Parks/ SEZs: The Government (in Town and Country Planning Department) has granted licenses to 48 proposals, land area 387 acres and project investment to ₹ 11,400 crore for establishment of IT/Cyber Parks at various places in the State. In addition to above, 6 SEZs in IT/ITES Sector are functioning at various locations of the state.

14. Setting up of STPIs: Looking at the present scenario of growth of IT and IT Enabled Services Industries in the

State, the department has initiated steps for setting up of STPI (Software Technology Parks of India) at Panchkula. STPI, Gurugram is ready for inauguration.

15. Indian Institute of Information Technology (IIIT): An Indian Institute of Information Technology (IIIT) is being set up at Village Kilohrad in Sonipat district. The capital cost of IIIT has been identified as ₹ 128 crore which is to be contributed in the ratio of 50:35:15 by the Central Government, State Government and the Industry Partners (HARTRON AND HSIIDC), respectively. The guest classes in three engineering branches have been started in the premises of National Institute of Technology (NIT), Kurukshetra from the academic session 2014-15.

16. e-Education Centre: Hartron is regularly conducting specialized Appreciation Course in Computers for officials of Haryana Government, Boards and Corporations at its Corporate Office through its 80 e-education Centres throughout the State. Till date, more than 90,000 candidates have been trained by Hartron and more than 36,000 Government Employees have been trained by IT Department.

17. Authorized Learning Centre: Haryana Knowledge Corporation Limited (HKCL) has established 245 Authorized Learning Centres and 300 more Authorized Learning Centres are targeted to be set up during the year 2017-18.

18. Skill Training under Electronic System Design Manufacturing (ESDM): Under this scheme, 3,000 persons have been earmarked to be

trained in the current year and 15,000 students to be trained in next 4 years.

19. Placement based Skill Training Program: Under this programme, 2,000 urban BPL youths are to be trained in IT /Electronics /Telecom field in the current year. Till date, 451 youths have been trained by Hartron.

20. Capacity Building and Entrepreneurship Development Programme for VLEs: While coordination of NOFN project, it has been observed that the VLE's require extensive training for entrepreneurship in creating an eco-system village level. Accordingly, Hartron has been authorized for providing capacity building and entrepreneurship development training to VLE's through its Multi Skill Development Centres. Under this programme, 3,000 VLEs are to be trained. As on date, 1,204 VLEs have been trained .Planning for a full-flagged training unit along with the creation of yearly calendar is in process.

21. Skill Training in Solar PV installation and maintenance: Hartron is providing skill training in solar field at Gurugram. 1,000 students are to be trained in the field. Till date, 338 students have been trained by Hartron. Out of 338 students, 100 students were assessed by the skill council and 82 students of them have been certified. To align the State Solar Mission towards achieving the National Solar Mission of generating 100 GW power from Solar by 2022, Hartron is also planning to set up a high end solar lab while collaborating one of the leading company in Solar Power business to take this mission further.

22. Skill Training under e-literacy program: Under e-literacy

program, Hartron adopted Rajjipur village in District Panchkula for e-Saksharta to every household. In the current year, 151 candidates have been trained.

23. Skill Training in IT/BPO Field: For skill training in IT/BPO sector, Hartron has signed MoU with Intelenet Global Services Pvt. Limited, Gurugram.18 candidates have been trained so far under the programme.

24. National Digital Literacy Mission: Under this programme, 2,26,928 candidates have trained in Appreciation of Digital Literacy (Level-1) course and 1,31,047 candidates have been successfully passed the examination and got their digital literacy certificate from Government of India.

25. IT Lab at Districts Level:- IT Labs at District Level have been set up . These labs are being used exclusively for computerization/digitalization of Data, Aadhaar seeding, Basic Computer Training, Application Software oriented Training, G2C Services Training to VLE/ULE & District Stakeholders and NDLM Programme for Anganwari/ ASHA/RD and for various exams being conducted by Technical Education, Education Board and Hartron.

26. Specialized Labs: Under the skill up-gradation programme for more job placement opportunities, there is a plan to set up at least four specialized labs in the field of Fiber Optics, Robotics, IOT (Internet of things) in the State under Electronics System Design and Manufacturing (ESDM) Scheme.

27. Electronics & ICT Academy: There is a plan to set up an Electronics & ICT Academy in the State at NIT, Kurukshetra to improve the skill of

faculties working in Colleges and Technical Institutions of Haryana. Director NIT, Kurukshetra will prepare a detailed proposal in this regard for onward submission to Government of India for their approval.

28. Start-up Warehouse: The State Government is in the process of setting up of innovation campus at Gurugram in collaboration with NASSCOM for Young enterprising entrepreneurs.

29. State Resident Database (SRDB): The initial version of the project is operational and has about 1.58 crore Citizen Records from the Aadhaar repository. The building up the resident data that is being used for benefits management is in line with the vision of Government of India. 29 e-Services of various Departments have been integrated with SRDB to exchange data. Using the SRDB ineligible beneficiaries have been weeded out in Kerosene, Social Pensions and Scholarships leading to considerable savings for the State. Now, the Government is trying to replicate the Andhra Pradesh model for tab based eKY survey.

30. State Resident Data Hub (SRDH): State Resident Data Hub (SRDH) has been set up. Presently, SRDH has 1.44 crore records and SRDH is current with UIDAI data upto July, 2015. SRDH database is being used to perform seeding operation for various departments (Election, Education, Social Justice and Food & Supplies Departments) and a web service based resident lookup for Food & Supplies department has been developed to enable the search of residents demographic and photo by passing their UID number.

31. Information Security Management Office: A comprehensive InfoSec policy is being prepared for the State for which Information Security Management Office (ISMO) has already been set up. A small dedicated team of security specialists have been engaged in carrying out Vulnerability Analysis (VA) and Penetration Testing (PT) on a continuous basis for 30 IT assets of the State. There is plan to cover all the IT assets of State within one year. There is also plan to set up a Security Operations Center (SOC) for real time monitoring of security events and gathering threat intelligence both from preventive and remedial perspectives. So far, 53 web portals have been audited as part of a continuous security assessment process by ISMO.

32. Creation of Incubation Centres in 7 Universities: Seven Incubator Centres are proposed to be set up at the cost of ₹ 30 lakh each in 7 Universities of the State.

33. Mobile Application Development Center: With IAMAI (Internet and Mobile Association of India), a Mobile development centre including skill training centre is being setup, for which 3,000 sq. ft. area has been identified in Gurugram so as to use the common facilities such as common video conferencing-cum-meeting room and internet, etc.

34. IT Cadre: The State is giving great emphasis on promotion of e-Governance projects and IT Applications in the Government offices/ Boards/ Corporations/Institutions to bring about efficiency, transparency in the delivery of public services. In view of this, it has been proposed to create an

IT Cadre in the State for smooth implementation and sustenance of e-Governance Initiatives in the State.

35. IT Policy: The new Policy on Electronics, Information and Communication sector (i.e. IT & ESDM Policy) is being formulated by the State which will provide several incentives for IT and ITEs /BPO/Electronics Manufacturing and will facilitate investment by creating investor friendly environment, providing speedily clearance and developing reliable infrastructure.

36. Communication & Connectivity Infrastructure Policy: The existing communication & connectivity Infrastructure policy is also being revised. Keeping in view, the various new guidelines and acts issued by Government of India.

37. Development of Mobile App by DeitY under the UMANG: DeitY proposes to launch Unified Mobile Application for New-Age Governance (UMANG). It is a initiative to fast track mobile Governance in country by building common, unified platform/application to have single point access of major Government Services through mobile. Through the application, citizens can access pan India e-Gov services of his/her choice from any location offered by central and state government departments, local bodies and other agencies. Haryana has already launched 100 services and is well prepared to launch mobile services as most of them are ready with back end processes. It is targeted to integrate at least 50 G2C Services of Haryana during the year 2017-18.

38. e-office project (Rollout in Haryana): Pilot launch of e-office is

expected before March, 2017 in the offices of (i) IT Department, (ii) NIC, (iii) Hartron, (iv) IIT, (v) Public Health and Engineering Department.

39. Wi-Fi HotSpot Project (Rollout in Haryana): The 'Digital India Programme' is a flagship Programme of the Government of India with a vision to transform India into a digitally empowered society and knowledge economy. Under the project, 110 locations have been identified for public Wi-Fi hotspots in the State. 30 locations in 11 Districts are being covered during the current year and the balance locations shall be covered in the next financial year.

40. Centre of Excellence for Internet of Things (CIOT):State Government is in the process of setting up Centre of Excellence for Internet of Things (CoE for IoT) at Gurugram with the following objectives:

- To encourage the start-ups to work on technical design and product prototyping for democratizing innovation in collaboration with academic/industry partners.
- To trigger, transform and develop, IoT product ecosystem including start-ups, SMEs to convert innovative research in public and private sector into viable and competitive products and enterprises.
- To work with Universities/technical colleges to align their curriculum to IoT technical requirements by introducing courses on the emerging technology & entrepreneurship.
- Build a much needed ecosystem for collaborations amongst, Industry, Academia, Government and students to foster employment and entrepreneurship.

41. Software Export: During the year 2015-16, Electronics & IT Export are estimated to be about USD\$ 6.8 Billion from Haryana as compared to USD\$ 6.2 Billion in 2014-15.

SCIENCE AND TECHNOLOGY

5.79 The Department of Science and Technology since its inception in 1983 has been instrumental in promotion of science and technology in the State. It has two agencies viz., Haryana State Council for Science and Technology and Haryana Space Application Centre, Hisar working under its aegis. The Department of Science & Technology has taken a number of initiatives to promote the basic sciences in Haryana and to attract more meritorious students towards opting basic science subjects and make it as their career. The major schemes are as under:-

- **POSE scholarship scheme**

Under this scheme, the department is providing attractive scholarship of ₹ 4,000 per month for 3-year B.Sc./4-year B.Sc./5-year integrated M.Sc./M.S. to top 150 students and ₹ 6,000 per month for 2-year M.Sc. to top 50 students opting basic & natural sciences select on the basis of merit. This scheme was started from the year 2009-10 and till date 1,501 students have been granted scholarship about ₹ 1,478.03 lakh.

- **Haryana Science Talent Search Scheme:**

Under this scheme, there is a provision to provide scholarships to top 1,000 students (500 student of Haryana Board Schools and 500 students from CBSE/ICSE schools) on the basis to NTSE (National Talent Search Examination) stage-1 examination for the students of 10th class. Scholarships of ₹ 1,500 per month will be provided to the students of Science stream during 11th and 12th classes. This scheme will be implemented from next year and the students will be selected on the basis of

42. Employment in IT Sector: The State currently accounts for 6.8 % of employment in the IT Sector throughout the country. About 1.87 lakh persons are working in IT/ITEs Sector. NTSE stage- 1 examination held in November, 2016 for award of scholarships.

- **Fellowship Scheme for Ph.D Scholars:**

The fellowship programme is based on National Eligibility Test conducted by CSIR twice in a year. An amount of ₹ 18,000 per month for the first two years and ₹ 21,000 per month for the third year onwards upto a maximum of five years with annual contingency grant of ₹ 20,000 is provided to the research students of sciences. The scheme was started from the year 2009-10. 104 students have been offered fellowships under this scheme till date.

5.80 In order to popularize and disseminate knowledge in astronomy in the State, the department has set up a planetarium with a total cost of ₹ 6.50 crore at Kurukshetra in the memory of late astronaut Kalpana Chawla. During 2015-16, this center has been visited by about 1.15 lakh visitors and has earned revenue of ₹ 25.71 lakh. In the year 2016-17 (upto 30.11.2016), KCMP received more than 97,696 visitors and revenue generated during this period from sale of tickets is ₹ 22, 55,925.

5.81 The Centre has well equipped plant tissue culture laboratories and is engaged in the multiplication of elite germplasm of several crops through tissue culture. The Centre has also earned a name by multiplying elite germplasm of Guava, Alovera, Sarp Gandha, Stevia, Banana, Gladiolous, Bamboo, Eucalyptus, Chlorophytum, Dahlia, Potato, Jojoba, Strawberry, Mehandi, Sugarcane and other species through tissue culture. During the year 2016-17, CPB, Hisar progressed in all areas of its

activity. The Govt. of India projects are running as per the timeline and one new research project has been sanctioned to centre. The tissue culture work has been going on as per the orders received. The main activities of this centre are as under:-

- Phenotypic, Chemotypic & Genotypic Characterization and Multiplication of some Medicinal Plants (*Rauwolfia serpentina*, *Glycyrrhiza glabra* and *Andrographis paniculata*).
- 117 Graduate and Post Graduate students (Biotechnology) of various institutes obtained training from CPB, Hisar in Plant Tissue Culture and Biotechnology.
- The centre sold tissue culture raised plants of sugarcane, banana, bamboo, stevia, aloe vera as per requirement of user departments.
- Construction work of Trainees hostel is under progress.
- One week training on Demonstration of Plant Tissue culture techniques was organized for 20 schools, college/university teachers by CPB, Hisar.
- Farmers, Entrepreneurs, Forest officers and Agriculture departments visited CPB time to time for obtaining information and training on Plant Tissue Culture and Molecular Biology Techniques.

5.82 Haryana Space Applications Centre (HARSAC) established as an autonomous body under Department of Science and Technology, Haryana is involved in the mapping, monitoring and management of natural resources, environment and infrastructure in the state. It has been notified as a nodal agency for all the activities related to Remote Sensing, Geographical Information System (GIS) and Global Positioning System (GPS) in the state. Till date, it has completed 150 projects and 30 projects are currently ongoing. Following are the major projects being

currently implemented at HARSAC as under:-

- (i) Forecasting Agricultural output using Space, Agro-meteorology and Land Based Observation & National Agricultural Drought Management System (FASAL & NADAMS).
- (ii) C (K) rop Insurance using Space technology And geoinformatics" (KISAN).
- (iii) Area Estimation of Burning of Rice and Wheat Stubble in Ten major growing districts of Haryana" for the year 2016-17.
- (iv) Applications of Remote Sensing and GIS in Sericulture Development.
- (v) Desertification Status Mapping in Haryana.
- (vi) Digitization of Forest Boundaries in Haryana at Cadastral level.
- (vii) Monitoring Land Degradation in Haryana.
- (viii) UAV based mapping under Project UDAAN for Sohna.
- (ix) Delineation of Natural Conservation Zone (NCZ) in Haryana National Capital Region.
- (x) Validation of existing Digitized Land Record of Municipal Corporation, Gurugram and establishment of Geospatial lab at M.C. Gurugram.
- (xi) Feature Extraction of Taxable Property from satellite images in MCG Limits.
- (xii) Survey of unauthorized colonies in various towns of Haryana.
- (xiii) Geospatial work of MC Rohtak in the already established lab in MC Rohtak.
- (xiv) Land Use Land Cover Analysis in Haryana.
- (xv) Empowering Panchayati Raj Institutions Spatially (EPRIS).
- (xvi) Development of Haryana Spatial Data Infrastructure (HSDI).
- (xvii) Preparation of Grid maps for Soil Health Card Scheme.
- (xviii) ISRO-NNRMS sponsored Training and Capacity Building programmes.
- (xix) M. Tech. (Geo-informatics) Programme in collaboration with GJU S&T, Hisar.

HIPA

5.83 Haryana Institute of Public administration has been set up by the Government of Haryana as a multi disciplinary apex Training Institute to organize and impart in-service Training to new entrants of the all India Services, Haryana Civil Services, Group I & II officers and also ministerial staff of the State Government and various Boards/Corporations to improve their capabilities to plan and effectively

implement the various development programmes and schemes to render expeditious services to the people. The Institute has organized training courses in various disciplines such as Public Administration, Behavioural Sciences, Rural Development, Economic and Development Planning, Financial Management, Sociology, Computer Sciences, Law and Revenue Training, etc. (**Table 5.4**).

Table 5.4-Details of Courses Conducted by HIPA from April, 2016 to Dec., 2016.

Training Institute	No of courses conducted	No. of trainees	No. of training days consumed
HIPA, Gurugram	67	2145	12623
DTC, Panchkula	34	1535	3314
DTC, Hisar	19	362	1962
DTC, Rohtak	23	693	3083
Total	143	4735	20982

HEALTH AND WOMEN & CHILD DEVELOPMENT

Government of Haryana is committed to provide quality health care to all citizens. The Health department has been constantly upgrading itself in terms of infrastructure, human resources, equipments, drugs etc. Health Department in the State is responding to the health needs of all categories of its populace including infants, children, adolescents, mothers, eligible couples and the elderly in addition to the sick and trauma victims. Also, there is a constant endeavour to keep communicable and non-communicable diseases in check and to have strong systems of recording reporting and planning.

Health Infrastructure

6.2 At present Health Services are being provided through a network of 59 Hospitals, 121 Community Health Centres, 488 Primary Health Centres, and 2630 Sub Centres. The department also provides services through 8 trauma centers, 3 dedicated burn units as well as 63 urban dispensaries, polyclinics and urban health centers.

Mukhya Mantri Muft Ilaaj Yojana

6.3 Under the scheme of Mukhya Mantri Muft Ilaaj Yojana (MMIY) free secondary level surgeries are being made available at Government Health Institutions. 231 different types of surgeries are being provided along with 69 free basic laboratory investigations, X-ray, ultrasound and ECG; free referral transport, indoor treatment services and 21 different types of dental procedures. A budget of ₹ 18 crore was sanctioned for MMIY for 2016-17.

National Accreditation Board for Hospital

6.4 National Accreditation Board for Hospital and Health care providers (NABH) is under way in a total of 84 facilities including district hospitals, sub-divisional hospitals CHCs and PHCs in Haryana.

National Quality Assurance Standards

6.5 The Haryana State Health Resource Center is engaged in providing services for the implementation of National Quality Assurance Standards (NQAS) developed by the Ministry of Health and Family Welfare. This is being implemented in a total of 328 facilities (including 20 district hospitals, 23 SDH, 79 CHCs and 206 PHCs) in Haryana in 2016-17.

Swachh Bharat Abhiyaan

6.6 Kayakalp award based program under the “Swachh Bharat Abhiyaan” was completed for 321 facilities in Haryana in 2016-17. Gender health support centers named “Sukoon” have

been established in 5 Civil Hospitals and provide medical, legal and psychological assistance to women affected by violence. To track and measure out-of-pocket expenditure on health in the state. Haryana State Health Account activity was also conducted. In order to implement Hospital Management Information System, (E-Upchar) and quality improvement, an amount of ₹ 10 crore has been spent during 2016-17.

6.7 Birth and Death Registration Services have been brought online all over the State. The delayed registration of birth has also been improved. On the basis of birth registration, Sex Ratio at birth upto December 2016 was calculated as 900. Sex Ratio more than 900 was found in Sirsa (935), Panchkula (923), Fatehabad (918), Hisar (913), Palwal (913), Ambala (912), Mewat (912), Panipat (912), Karnal (908), Rohtak (905), Sonapat (901) and Jind 900 districts. Kurukshetra (859) and Mohindergarh (850) districts observed lowest sex ratio in the state. Rest of the districts were in between 860-900. Sex Ratio observed during the same period of 2015 was 876.

6.8 Provision of CT scan and MRI on public private partnership mode in civil hospitals Panchkula, Bhiwani, Faridabad, Sonapat and Gurugram along with BPS Khanpur Kalan Medical College, SKHM Govt Medical College Nallarh Mewat and PGIMS Rohtak. Hemodialysis services are proposed to be provided to patients as per GoI and ISN guidelines in civil hospital Ambala, Panchkula, Bhiwani, Rewari, Panipat Sonapat, Faridabad, Hisar, Gurugram, Jind, Sirsa, Yamunanagar, Jhajjar, and Bahadurgarh. Govt. of Haryana has

decided to provided Cath Lab services and cardiac care units on PPP mode. These shall be initially made operational at Ambala, Panchkula, Faridabad, and Gurugram.

National Health Mission

6.9 Under the umbrella of National Health Mission, special focus has been given to Maternal & Child Health which is evident from the fact that as per the National Family Health Survey –4 (NFHS-IV 2015-16), the Infant Mortality Rate (IMR) of Haryana has reduced to 33 per thousand live births (SRS 2013) & Maternal Mortality Rate (MMR) has reduced to 127. Likewise the institutional deliveries have increased to 92.1 percent in 2016. The state has 364 ambulances out of which there are 102 patient transport ambulances, 47 advanced life support, 187 basic life support, and 28 kilkari-backhome ambulances.

National Health Mission (NHM)

6.10 This program was launched in 2005 as National Rural Health Mission, and is presently known as National Health Mission, the first phase of NHM (2005-12) ended on 31st March, 2012. The second phase of NHM (2012-17) started from 1st April, 2012. The sharing pattern was in the ratio of 75:25 (Centre and State Govt.) respectively till 2014-15 and from 2015-16 the sharing pattern is now in the ratio of 60:40 (Centre and State Govt.) respectively. The State has made significant progress during the 1st phase of NHM. The Maternal Mortality Rate of Haryana was 186 in 2004-06 which has reduced to 127 (SRS 2013). The Infant Mortality rate which was 61/1000 (SRS 2002) has now reduced to 36/1000 (SRS 2015). The TFR has declined from

3.0 (SRS 2002) to 2.1 (SRS 2014). The Institutional delivery which was 23
Maternal Health

6.11 The maternal mortality rate in State has declined over the years and the MMR of Haryana vis-à-vis India as per SRS as given in **Table 6.1.**

Table 6.1- Comparison of Maternal Mortality Rate with SRS India.

MMR (Maternal Mortality Rate)- SRS		
Year	Haryana	India
1991-01	176	327
2001-03	162	301
2004-06	186	254
2007-09	153	212
2010-12	146	178
2011-13	127	167

Source: Health Depart, Haryana

- **Increasing no. of 24x7 Delivery Point**
RCH-II/NRHM visualized the concept of operationalizing PHCs and other Health Facilities (Sub-centres) etc. as 24x7 by provision of additional trained staff and other logistics so that the delivery facilities are available to the patients in the vicinity.
- **Janani Shishu Suraksha Karyakram**
Free services (Deliveries, Caesarean, and Investigations etc.) under Janani Shishu Suraksha Karyakram (JSSK) are provided.
- **Janani Suraksha Yojana (JSY-GoI)**
JSY Scheme is a conditional cash transfer scheme in which the following incentives are paid to the BPL mothers on delivery. Total ₹ 700 are paid to beneficiary for delivery at rural institution, ₹ 600 for delivery at urban institution and ₹ 500 for delivery at home.
- **Janani Suraksha Yojana (JSY-State)**

percent in 2004 has increased to 92.1 percent in December,2016.

This scheme was launched in April, 2008 under the State Plan. Under this scheme an assistance of ₹ 1,500 is given to each pregnant woman belonging to SC/ST families for delivery in the health institution, it may be in Govt. or Private health institution. The payment to the delivered women is given as one time payments of ₹ 1,500. Even for a pregnant SC/ST woman coming directly for delivery to the institution without any prior antenatal check-up, full payment of ₹ 1,500 is being made.

Family Welfare Program

6.12 The Family Welfare Program is being implemented as Community Needs assessment approach where the demand of the community and quality of services is the driving force in making this program a peoples' program. With persistent efforts in the field of population control birth rate in Haryana which was 42.1 per thousand in 1971 has been brought down to 21.2 per thousand in 2014 (SRS). The decennial growth rate of State as per current census is 19.9.

Total Fertility Rate

6.13 According to SRS 2014, Haryana has a TFR of 2.1. TFR depends on various factors i.e. use of sterilization and family planning techniques, socio economic conditions, education, awareness etc. and also depends on quality of acceptance. If couples with lesser number of children i.e. upto 2 children make use of contraception, it will have a good impact upon TFR. There has been a progressive increase in the usage of sterilization as a

contraceptive measure by this group over the years.

AIDS

6.14 Concerted and sustained efforts are being taken by Haryana State AIDS Control Society by spreading the awareness about HIV/AIDS and providing care and treatment to HIV positives through services delivery facilities at all district and sub district through 99 Integrated Counselling & Testing Centres (ICTCs), 160 Facility Integrated Counselling & Testing Centres (FICTCs), 31 Designated STI/RTI Clinics, 90 Blood Banks, 17 LACs and 1 ART centre.

AYUSH

6.15 Ayurveda, Yoga and Naturopathy, Unani, Siddha and Homeopathy (AYUSH) Systems of Medicine have age old acceptance among various communities in India. They are time tested and validated by thousands of years of use during which they have played role in prevention and mitigation of diseases. AYUSH Systems of Medicine have important role in the prevention and management of many life style related chronic ailments where modern medicines are not so successful. With the increase in the number of life style disorders, there has been a resurgence of interest in the AYUSH Systems of medicine both globally and within the country.

6.16 AYUSH Department, Haryana is providing Medical relief, Medical Education and Health Awareness through AYUSH to the masses particularly in the rural areas of Haryana State. For this purpose 3

Ayurvedic Hospitals, 1 Unani Hospital, 6 Ayurvedic Prathmic Swasthya Kendras, 458 Ayurvedic Dispensaries, 18 Unani Dispensaries, 20 Homoeopathic Dispensaries and 1 Institute of Indian Systems of Medicine and Research, Panchkula (IISMR). Besides this, 33 AYUSH Dispensaries (29 Ayurvedic, 2 Unani & 2 Homoeopathic) including 3 Specialty Clinics of AYUSH (Gurugram, Hisar, Ambala) & 1 Specialized Therapy Center (Jind) have been relocated and upgraded as AYUSH Wing in 2009-10, 21 AYUSH Wings at District Hospitals & 92 AYUSH IPD (Polyclinic) CHCs, 112 AYUSH OPD at PHCs are providing medical relief to the masses and also participation in National Health Programme in Haryana State. Most of the AYUSH institutions are functioning in the rural and remote areas.

6.17 The Department is providing Medical Education in Haryana through Shri Krishna Government Ayurvedic College, Kurukshetra. 6 Ayurvedic and 1 Homeopathic college are also running by private managements in private sector.

6.18 An expenditure of ₹ 31.35 crore under plan schemes and ₹ 88.33 crore under non-plan schemes for AYUSH Department has been incurred during the year 2015-16. During 2016-17, ₹ 55.38 crore under plan schemes and ₹ 125.15 crore under non-plan schemes have been approved for AYUSH Department. An outlay of ₹ 151.88 crore for plan schemes and ₹174.69 crore for non plan schemes has been proposed for the financial year 2017-18.

ESI HEALTH CARE

6.19 ESI Health Care, Haryana is providing medical services and facilities under Employees State Insurance Act, 1948 to ₹ 16.77 lakh Insured Persons (IPs) and their family members through 7 ESI Hospitals (4 State ESI Hospitals + 3 ESIC Hospitals) and 79 ESI Dispensaries, 3 Ayurvedic Units, 1 Mobile Dispensary and 2 Insurance Medical Practitioners (IMPs) already working at Shahbad (Kurukshetra) and Charkhi Dadri (Bhiwani) located in the State.

6.20 The Major Achievements for the year 2016-17 are as under:-

1. ESI scheme has been fully implemented in whole of the Faridabad District.
2. Two Private/Charitable hospitals have been empanelled to provide Secondary Health Care, Medical Facilities to I.P.s and their families of Ambala region at C.G.H.S. rates on cashless basis and the delivery of medical facilities/services has been started to them.
3. Sanction has been issued by the Govt. regarding upgradation of two Doctors ESI Dispensary, Panchkula to Five Doctors ESI Dispensary.
4. Govt. has also issued sanction to start Mobile Dispensaries in the areas of Barwala (Panchkula), Saha (Ambala) and Kharkhoda (Sonapat).
5. Permission has been granted to Department to open the Dispensary at Barsat Road, Panipat and Jharli (Jhajjar) to provide the health services to the IP's and their families.
6. Insure Medical practitioner (I.M.P.) System has been implemented to provide medical facilities to I.Ps and

their families in Shahbad (Kurukshetra) and Charkhi Dadari.

7. Govt. has given sanction for purchase of 4 new ambulances to provide better facilities to Insured Persons and their families and action is being taken to effect this purchase.

6.21 Projects/Programmes-2016-17:

1. Opening of 100 bedded ESI Hospital at Bahadurgarh (Jhajjar).
2. Upgradation of ESI Hospital Sec-8, Faridabad from 50 bedded hospital to 100 bedded hospital is under process.
3. ESIC has completed survey in new areas in Hathin (Palwal), Kharkhara (Rewari) and Jharli (Jhajjar) to cover under ESI scheme and action is being taken by State Govt. to provide medical facilities and services in these areas.
4. Implementation of ESI scheme in whole of Haryana State by ESIC New Delhi is under process.
5. The proposal to open the ESI Dispensary at Mahendergarh is under consideration of Government.
6. Upgradation of one doctor ESI dispensary Bawal (Rewari) to 5 doctors Dispensary is under consideration of Govt.
7. Proposal for purchasing of two new ambulance to provide medical facilities to Insured Person and their dependent is under process at Govt Level.
8. Action to upgrade of 10 ESI dispensaries located in ESIC buildings to 6 bedded hospitals is being taken.
9. Action to upgrade 3 ESI dispensaries located in ESIC building to 30 bedded hospitals is being taken.

MEDICAL EDUCATION & RESEARCH

6.22 The Directorate of Medical Education and Research had been carved out of the Health Department as a separate Directorate on 8th January, 2009 for the up-gradation and expansion of Medical, Dental, Ayurveda, Homeopathy and Paramedical Education under administrative control of Administrative Secretary of the Department of Health & Medical Education. Subsequently a separate Department of Medical Education & Research was established vide Govt. Notification dated 4th September 2014, for establishment, up-gradation, expansion and regulation of medical education and research, under the administrative control of Administrative Secretary of Medical Education & Research. The main functions of Department are as under:-

1. Regulate all schools, colleges and Universities in Govt., semi Govt., autonomous and private sector relating to Health and Medical Education.
2. Formulation of policies for ensuring quality medical education. Medical education means education in the field of Medical, Dental Allopathic, Homoeopathic, Ayurvedic, Nursing, Pharmaceutical, Physiotherapy, Para-Medical, Para-Dental, Para-Clinical and Hospital Administration etc.
3. Administration and control of all Government schools, colleges, universities relating to Health and Medical Education.
4. Regulation of admissions, fee matter and examination in private and Government, semi Government and government aided and autonomous institutions functioning in Haryana.
5. Arranging funds for development of medical education and research and encouraging investment through Public Private Partnership.
6. Mobilization of funds from Government of India/donor agencies etc.
7. Mapping of human research needs in medical education sector and planning of human resources development according to the needs of the State.
8. Initiating new schemes for promoting welfare of students and faculty in medical education & research.
9. Regulation and standardization of Medical Education. Designing of syllabus, duration of various courses and introduction of new subjects, allocation of seats in various courses in different institutions.
10. Regulating/formulating policies regarding opening, running and closing and affiliation of medical educational institutions.
11. Issuing/renewal/cancellation of LOI, NOC or Essentiality Certificate regarding establishment of Medical Education Institutions under Central Govt./State Govt./ SemiGovt./ Autonomous organizations and in Private Sector.
12. To ensure that all Medical, Paramedical, Dental, Para Dental, Nursing Institution/University in the state affiliated to any authorized affiliating Agency within the State or out of the State, take NOC from the State Govt. for establishing an institution in the State.
13. To ensure fairness and quality of education and safeguard the interest of students, periodical inspections and obtaining periodical returns from all institutions including Government/Private/Autonomous and universities.

14. To establish and administer Agency, Authority, Boards, Corporation Council, Directorate etc. under aegis of Deptt. of Medical Education & Research.

15. Inter-state and intra state coordination in the medical education sector.

16. Mapping and registration of existing and upcoming institutions in Haryana.

17. To conduct examinations, frame rules thereof and to award certificates/ diplomas.

18. Get the audit (academic/ accounts) conducted in Private, Autonomous and Government Institution imparting medical education in Haryana.

19. To register pass out students of nursing, Para-medical etc. and frame rules thereof and to establish mechanism for that.

6.23 The Current Status of Functional Medical Institutes in the State is given in **Table 6.2**.

Table 6.2- The Current Status of Functional Medical Institutes in the State.

Institution	Govt.	Private	Total	Total Seats
Medical Colleges	4 (1 ESIC Medical College under GOI.)	5 (1 Govt.Aided)	9	M.Ch./DM 7 MD/MS 287 PG Dip. 38 MBBS 1150
Dental Colleges	1	10	11	BDS 960 MDS 249
Ayurveda Colleges	2	9	11	BAMS 680
Homeopathic College	-	1	1	BHMS 50
Physiotherapy Colleges	2	9	11	BPT 400 MPT 149
Nursing Colleges				
ANM	8	76	84	2613
GNM	3	73	76	3160
B.Sc	1	29	30	1295
M.Sc	1	5	6	127
P.B.B.Sc.	1	22	23	640
MPHW (M)	2	25	27	1620

Source: Director of Medical Education & Research, Haryana

BPS Medical College for Women

Khanpur Kalan, Sonapat:-

6.24 Total cost of Medical and Nursing College is about ₹ 584 crore. In the first phase, the Medical College for Women with 100 seats and attached 500 bedded hospital has been established at village Khanpur Kalan (Sonapat) in the BPS Mahila University Complex at Khanpur Kalan, at an estimated cost of ₹ 374 crores. The Hospital is fully operational with 5 Modular Operation Theatre, 20 bedded ICU, 10 bedded MICU, 10 bedded NICU and Dialysis Unit has already been installed in the Institute. Other developments like

establishment of Central Research Laboratory, provision of CT Scan/ MRI facilities at the institute under PPP mode have also been made. There is a load of about 1200-1500 OPD patients per day. The bed occupancy of the Institute is 95 percent and it is imparting services in all specialties in medical field. The MCI gave permission to admit 100 students for the academic session 2012-13 and first batch of 100 MBBS students was admitted in August, 2012. The fifth batch was admitted during academic year 2016-17. Medical Council of India has granted permission for Post-Graduate courses with 21 seats in Pre- Clinical and

Para- Clinical Streams. Admissions on these seats was done in this academic year i.e. 2016-17. One Nursing College has been constructed in the second phase alongwith other buildings i.e accommodation/hostel for employees and the work of second phase of this task will also be started.

Shaheed Hasan Khan Mewati Govt. Medical College, Nalhar Mewat

6.25 The State Government has established a medical College in the remote area of Mewat District to provide quality health care and upgrade the health parameters of the people. This medical college is established in 100 acres of land. In the first phase, the State Govt. has established 100 seats Medical College and a 500 bedded hospital at an estimated cost of ₹ 3.89 crores. The Hospital is fully functional with both indoor and outdoor facilities with modern machinery and equipment. The Medical Council of India granted permission for admission of 100 students from the academic session 2013-14 and the fourth batch of MBBS was admitted in academic year 2016-17. CBNAAT machine has been installed for the detection of Multi Drug Resistant Tuberculosis. The college will feed five districts i.e. Mewat, Gurugram, Faridabad, Palwal and Rewari. CT Scan/MRI facilities will be provided soon under PPP mode.

Kalpana Chawla Medical College at Karnal

6.26 The State Govt. is establishing 100 seats Medical College in Karnal in memory of the famous astronaut, Kalpana Chawla. The Medical College will be having 100 MBBS Seats and a new state of the art 500 bedded Hospital. The existing District Hospital

at Karnal of 200 beds has been upgraded to 300 beds and is attached to the proposed Medical College. The consultancy has been allotted to Hospital Services Consultancy Corporation (HSCC) India Ltd., Noida on 25.9.2012, a Govt. of India Agency. Haryana Police Housing Corporation was appointed as a specialized agency (3rd party) to assist the client department/executing Agency. The Construction work has already started and is in full swing. The total project cost for establishing is ₹ 645.77 crore. For the convenience of general public, the Govt. has accorded the approval for widening of Hospital Road, which will be carried out by PWD (B&R) Department at a cost of ₹ 6.61 crores and the funds has been transferred to PWD (B&R). To improve the patient care of critically ill patients, two ventilators have been purchased at the cost of ₹ 25 lakh approximately. The team of Medical Council of India has already conducted the inspection and it is likely that 1st batch of MBBS would be admitted in the academic year 2017-18 after the approval of MCI

Pt. B.D. Sharma University of Health Sciences, Rohtak

6.27 The State Government has established Pt. B.D. Sharma, University of Health Sciences at Rohtak on 2nd June, 2008. The University of Health Sciences is regulating and affiliating the various Health Institutions in the State. The Post Graduate Institute of Medical Sciences is situated in the premises of University of Health Sciences, which is awarding degrees to 200 MBBS, 181 (152 degree+29 diploma) Post Graduate and 7 M.Ch/DM students every year. The Medical College was established in 1960 as a Guest Institute at Patiala. It

was shifted to Rohtak in 1963. This Medical College was upgraded to Pt. B.D. Sharma, PGIMS Rohtak on 1.4.1995 by the State Government. This institution has a 1710 bedded hospital with all the modern diagnostic and therapeutic facilities.

6.28 The Government Dental College is also situated in the same premises with an intake capacity of 60 BDS and 19 MDS students every year which has now been upgraded to Post-Graduate Institute of Dental Sciences. Various other courses run by University of Health Sciences, are Diploma in Radiography & Radiotherapy Technology, Para Medical, Ophthalmic Assistant course, Dental Mechanic and Dental Hygienist Course.

6.29 The Govt. of India, Ministry of HRD has approved for establishment of GB Connectivity for National University intranet in continuation of the already orders that have been issued for the establishment of LAB (optical fibre in work) in Pt. B.D. Sharma University of Health Sciences, Rohtak including Post Graduate Institute of Medical Sciences, Rohtak. Department of Health Research Govt. of India after having signed a MOA with State Government has sanctioned ₹ 5.25 crores project for establishing multidisciplinary Research Laboratories in PGIMS, Rohtak. Govt. of India has also sanctioned establishment of a Viral Diagnostics Laboratory in PGIMS, Rohtak. A fund worth ₹ 1.50 crore of 1st phase has been released. Renovation work, manpower recruitment and procurement of equipments under the scheme are in progress. Endoscopy helpline started in PGIMS, Rohtak.

Maharaja Agarsen Medical College, Agroha (Hisar)

6.30 Maharaja Agarsen Medical College, Agroha, Hisar is a Government aided Medical College. The State Government provides aid to the extent of 99 percent for recurring expenditure and 50 percent non recurring expenditure for the 50 seats Maharaja Agarsen Medical College, Agroha (Hisar). This is a 50 seated Medical College established in the year 1990. Upto the year 1994, the teaching of the MBBS Students was carried out at Medical College, Rohtak. The teaching was then shifted to Agroha upto the year 1998 and then shifted back to Rohtak upto the year 2000. After the year 2001 the regular studies are being carried out at Agroha. Medical Council of India has granted permission for Post-Graduate courses with 16 seats in Pre-Clinical, Para-Clinical and Clinical streams. Admissions on these seats were done in this academic year i.e. 2016-17.

Kalpana Chawla Health University at Village Kutail, Karnal

6.31 Government has decided that a Health University as a center of Excellence will be established in Kutail District Karnal. Hon'ble Chief Minister, Haryana informed that the village Panchayat is offering 100 acres of land free of cost for this purpose. The proposed Health University will have all the speciality and super speciality departments offering under graduate, post graduate and post doctoral courses. It will also offer para-medical and nursing courses. The University will have the State of the Art 750 bedded multi speciality and super speciality hospital. The proposed land measuring 100 acres is in a single plot and about 100 acres more of Gram Panchayat land

is also available at the same site and gram panchayat Kutail is ready to offer more land if the need arises. The Department of PWD (B&R) has been appointed as the Project Implementing Agency for this project and the selection for the consultant for comprehensive planning, designing etc. is in the final stages. A budget of ₹ 100 crore has been earmarked for this project in 2016-17.

Extension of All India Institute of Medical Sciences (AIIMS) New Delhi, (Phase II) at village Badhsa District Jhajjar

6.32 The State Government has allotted 300 acres of land for extension of AIIMS, New Delhi. This land is worth ₹ 48 crores and the payment has been done by the State Government in 5 equal installments to the village Panchayat. The Outreach Outdoor Patient Department (OOPD) at the AIIMS-II became functional from 24.11.2012 with an estimated cost of ₹ 20 crores. It is proposed to establish a National Cancer Institute with 600 beds at a cost of ₹ 1800 crores. The Hon'ble Prime Minister laid the foundation stone on 3rd January, 2014 for the National Cancer Institute. It will take 3 years for the project to be completed. It is also proposed to set up other specialized Centres/Institutes.

Establishment of New Govt. Medical College at Bhiwani

6.33 Bhiwani district has been identified in Haryana for opening new medical college under Centrally Sponsored Scheme of "Establishment of new Medical Colleges attached with existing district/ referral hospitals", as informed by Govt. Memo dated 21.4.2014. A substantive part of the expenditure, i.e. 60 percent of the cost of

these colleges would be met by the Central Government and the States are expected to meet the remaining 40 percent of the cost. The per unit cost for establishment of Medical College has been estimated at ₹189 crores. The land measuring 179 Bigas 12 biswa at Village Prem Nagar, Bhiwani, which is 7-8 km from Bhiwani, at Bhiwani-Hansi Road has been identified for establishment of this project. The Gram Panchayat of the Village has passed a resolution for lease of its land to the Medical Education Department for a period of 33 years at the rate of ₹ 1 per acre. The Health Department has issued No Objection Certificate for attaching the existing District Hospital to the proposed medical college. The Detailed Project Report (DPR) of the proposed Medical College has been approved by the MOHFW GoI on 17.10.2016. MOHFW GoI did not give formal approval of DPR citing pending issue of land transfer in the name of the Department. The copy of the said resolution was forwarded to Government of India and formal approval of DPR has been received vide DO received from Joint Secretary MOHFW GoI. He has also asked for likely date for laying of foundation stone for this project, which is being examined and is under process. An amount of ₹ 50 crore has been earmarked for establishment of Government Medical College at Bhiwani in this financial year i.e. 2016-17.

Establishment of New Govt. Medical College at Jind

6.34 Foundation stone of New Govt. Medical College at Jind was laid on 11.9.2016. The concept plan for Establishment of Medical College at Jind has been approved by the Government.

Hon'ble Union Health and Family Welfare Minister Sh. J. P. Nadda has been requested to include the case of Jind Medical College under Phase-II of Centrally Sponsored Scheme of Establishment of New Medical College attached to the existing district/referred vide DO letter No. CM M-2016/7412 dated 22.9.2016. The Government has approved Department of PWD (B&R) as Project Implementing Agency which will float Tender for selection of Project Consultant. Deptt. has made a budget provision of ₹ 25 crore in FY 2016-17 for this project. An amount of ₹ 25 crore have been earmarked for establishment of Government Medical College at Jind in this financial year i.e. 2016-17.

Establishment of New Govt. Medical College at Panchkula

6.35 The State Government is proposing to establish a Govt. Medical College at District Panchkula. The land measuring 31.5 acres has already been identified and approved by the Government at Bhainsa Tibba, Sector-5C, Mansa Devi Complex, Panchkula. Govt. has approved PWD (B&R) Deptt. as Project Implementing Agency for this project which will float tender for selection of Project consultant. A committee under the Chairmanship of Pro-VC, UHS Rohtak has been constituted to prepare concept paper for the said project. DC Panchkula as well as Administrator HUDA has been requested to make proper demarcation of land and hand it over to Department of Medical Education for further action. The estimate of ₹ 14.5 lakh approx. received from HUDA for fencing at the site stands submitted to the Govt. for approval. The lay out plan and maps of the site stands submitted to PWD (B&R) for further

action. An amount of ₹ 25 crore have been earmarked for establishment of Government Medical College at Panchkula in this financial year i.e. 2016-17.

Establishment of Medical College in each District

6.36 The State Govt. has a vision to establish a Medical College in every District of the State.

Para-Medical Education

6.37 The State Government is fully aware that there has been tremendous progress in the field of Health and Paramedical courses are the need of the hour. Advanced Machinery and Equipment is available for diagnostic and therapeutic purposes for which no trained manpower is available. Earlier this work was done by Class-IV employees of the Hospitals and Private Nursing Homes, but now with the advancement of technology, it is essential to have trained personnel to manage the advanced sensitive machinery and equipment. It has also become essential to have trained manpower for patient care and other functions in the Health Institutions. Presently, there are no recognized Paramedical Institutions, in the State, in the Govt. or Private Sector, running Para Medical Diploma Courses. There is also no Para Medical Council which regulates the syllabus, infrastructure, staff or other parameters of Paramedical Courses. The State Government proposes to provide for the regulation of Paramedical Education in the State of Haryana and to regulate the practice by Paramedical Education practitioners and institutions by enacting an ACT. The matter is under process.

FOOD AND DRUGS ADMINISTRATION

6.38 The Department of Food and Drugs Administration, Haryana passed an order dated 3.9.2015 regarding prohibition on manufacture, storage, distribution/ or sale of tobacco which is either flavored, scented or mixed with any of the said additives, and whether going by the name or form of Gutka, Panmasala, flavored/scented tobacco, kharra, or otherwise by whatsoever name called, whether packaged or unpackaged and/or sold as one product, or though packaged as separate products, sold or distributed in such a manner so as to easily facilitate mixing by the consumer, in the interest of public health for a period of one year from the date of issue of this order in the State of Haryana. The Department again issued such order on 7.9.2016 for further period of one year from the date of issue of this order in the State of Haryana.

6.39 From September 2015 to September 2016, department has taken 115 samples of Gutkha, Pan Masala, Chewable tobacco etc. in Haryana state. Out of which 54 samples found genuine, and 5 samples found unsafe, accordingly 5 cases against 5 unsafe samples were launched in the Hon'ble Courts. 6 samples found Sub Standards, accordingly 3 cases in Ld. ADC Courts were launched and in remaining 3 cases, notices to FBOs were issued. 45 samples were found misbranded, accordingly 23 cases were launched in Ld. ADC Courts, Notices to FBOs in 15 cases were issued and 7 cases were under process. 3 samples found Misbranded and unsafe, all the three samples were sent to referral Food Lab Ghaziabad for reanalysis.

6.40 The Department has issued 1207 online Food licenses, 14 Manual Food licenses and 2410 online Registration of Food Business Operators w.e.f. 1.4.2016 to 18.12.2016. Total amount ₹ 1,16,63,500 (Rupees One Crore sixteen lakh sixty three thousand five hundred only) received as fee for issuance of Food licenses and Registration of FBOs.

6.41 The department has taken 1,479 food samples in Haryana state w.e.f 1.4.2016 to 30.10.2016 out of which 362 samples were found sub standards/misbranded/unsafe. In all 362 cases action has been taken by the department as per Food Safety and Standards Act, 2006.

6.42 The Department of Food and Drugs Administration, Haryana has taken action against the menace of Hookah Bars serving tobacco molasses containing "Crude "Nicotine" to the youth of different parts of State and 38 prosecution have been launched under drugs and cosmetics act, 1940 against such hookah bars serving tobacco molasses containing Crude "Nicotine" in different courts of the State from 1.4.2016 to 30.11.2016.

6.43 Frequent joint raids were conducted on various outlets indulged in illegal sale of schedule-H drugs containing Narcotics and Psychotropic Substances and are generally misused by the drug addicts and youth for the purposes of Medical Intoxication in the State. 186 joint raids were conducted. Drug licenses of 1,625 Chemist Shops were cancelled/suspended and 24 prosecutions were launched. 56 FIR,s have been launched under NDPS Act, 1985 during the period.

PUBLIC HEALTH

6.44 In Haryana State, all the villages were provided with atleast one safe source of drinking water by 31st March, 1992. Thereafter, the focus has been given to augment the drinking water supply infrastructure in the habitations. The status of drinking water in habitations is presently adjudged in terms of population coverage. During the current financial year, 157 identified habitations have been benefited with sufficient drinking water supply uptill 31st December, 2016.

6.45 During the year 2016-17, a sum of ₹ 1,354.20 crore has been provided under the State/Central Plan for rural/urban areas including National Rural Drinking Water Programme and Desert Development Programme (₹ 184.60 crore), as well as Central share under National River Conservation Programme, (₹100 crore). An expenditure of ₹ 636.06 crore has been incurred uptill 31st December, 2016.

6.46 In order to accelerate the implementation of augmentation rural drinking water supply schemes, the State has been availing National Bank for Agriculture and Rural Development (NABARD) funding since 2000-01 under various projects. At present, 51 schemes approved by NABARD under RIDF- XV, XVI, XVII, XVIII, XIX, XXI and XXII having a total cost of ₹ 566.60 crore are in progress. These include the following projects as under in **Table 6.4**. During

the year 2016-17, there is a provision of ₹ 50 crore for NABARD schemes against which an expenditure of ₹ 33.15 crore has been incurred upto 31st December, 2016.

6.47 Under the Special Component Sub Plan, drinking water facility is provided/ upgraded in the villages/bastis having majority of population of scheduled caste households by drilling additional tubewells, augmentation of existing canal based schemes, creating new canal based water works, constructing boosting stations, strengthening of existing distribution system, sewerage facilities (urban area) etc. as well as maintenance of infrastructures created under Indira Gandhi Drinking Water Supply Scheme. During 2016-17, there is a provision of ₹ 40 crore under this programme. An expenditure of ₹ 16.14 crore has been incurred upto 31st December, 2016.

6.48 All the 80 big towns falling under the jurisdiction of Public Health Engineering Department have been provided piped water supply systems. During the current financial year 2016-17, there is a budget provision of ₹ 203.38 crore under State Plan (including SCSP) for improving drinking water facilities in the urban areas of the State, besides extending water supply facilities in approved colonies. An expenditure of ₹ 157.53 crore has been incurred upto 31st December, 2016.

Table 6.4- Current Status of Projects.

Sr. No.	Name of Project	Estimated Cost (₹ in crore)	Expenditure upto date (₹ in crore)
1	Augmentation Water Supply Scheme for 54 Nos. villages (canal based), Distt. Mohindergarh.	93.10	72.77
2	Augmentation of drinking water supply (canal based) for 64 Nos. villages, Distt. Mohindergarh.	127.04	110.40
3	Augmentation of water supply in 42 villages in district Rewari	100.47	75.55
4	Augmentation of water supply in 21 villages in district Hisar	20.14	18.80
5	Augmentation of water supply in 12 villages in district Sirsa	18.39	16.95
6	Augmentation of water supply in 41 villages of Loharu constituency of district Bhiwani	77.35	65.67
7	Augmentation of canal water for 5 No. existing water works covering 24 villages and construction of new w/w at Budhpur, Chimnawas, district Rewari.	92.86	14.85
8	Providing drinking water supply facilities to 62 Dhannies to be connected with existing SBS, IBS, district Mohindergarh	7.76	3.99
9	Raw water arrangements for 13 water works i.e. Kheri Lochab, Jalab, Nara, Kinner, Rakhi Khas, Shahpur, Madanheri, Kharkari, Chanot, Majod, Ugalan, Bhaklana, Dharamkheri etc., Distt. Hisar	21.18	0.00
10	Raw water arrangements for water works Niana, Kharar Alipur, Kulana and Mayar, Distt. Hisar	7.00	0.00

6.49 As regards the sewerage system, major parts of 70 towns of the State have been covered with sewerage facilities, whereas work of providing sewerage system is in progress in 5 towns and yet to be taken up in 5 recently notified towns. During the current financial year 2016-17, the outlay for extension of sewerage facilities is ₹ 275.52 crore under State Plan (including SCSP). Against this budget provision, work is being executed in uncovered areas of various towns besides constructing Sewerage Treatment Plants. An expenditure of ₹ 119.64 crore has been incurred upto 31st December, 2016.

6.50 NCR Planning Board is providing financial support in the past,

for improving the existing water supply and sewerage infrastructures in the National Capital Region. At present, water supply schemes are being improved in 4 towns namely, Sohna, Nuh, Pataudi, Farrukh Nagar and sewerage facilities in 3 towns, namely, Pataudi, Punhana and Hathin falling in National Capital Region having a total cost of ₹ 309.69 crores. During the year 2016-17, a sum of ₹ 155 crore has been earmarked for implementation of works under this programme and an expenditure of ₹ 28.33 crore has been incurred upto 31st December 2016.

6.51 Two projects for Augmentation/Improvement of sewerage facilities and construction of sewage

treatment plants for Sonipat and Panipat towns have been approved costing ₹ 88.36 crore & ₹ 129.51 crore respectively under National River Conservation Programme during July, 2012. The cost of this project is to be shared between Govt. of India and State of Haryana in ratio of 70:30. During the year 2016-17, a sum of ₹ 100 crore and ₹ 31.50 crore has been sanctioned under Government of India share and State share respectively and expenditure of ₹ 25.66 crore has been incurred uptill 31st December, 2016.

WOMEN AND CHILD DEVELOPMENT

6.53 The Women and Child Development Department, Haryana is implementing various schemes for the overall development and empowerment of children and women. The Govt. is committed to facilitate women to become economically and socially empowered, so that they contribute as healthy and equal partners to the fullest in safe and protected environment. The State Govt. is promoting social & economic empowerment of Women and Adolescent Girls through various policies and programmes, institutional and legislative support spreading awareness about their rights and facilitating access to learning and supplementary nutrition for children (0-6 years) and pregnant & lactating mothers for enabling them to grow and develop to their full potential. A sum of ₹ 1,22,784.50 lakh is provided in the budget for the year 2016-17. A sum of ₹ 56,313.45 lakh has been spent upto January, 2017.

6.52 Government of India has implemented revised guidelines under National Rural Drinking Water Programme with effect from 1.4.2009 and subsequent amendments under this programme. Water supply schemes are being implemented under normal coverage, sustainability, chemical contamination and natural calamity etc. in the State. During the year 2016-17, there is a budget provision of ₹ 184.60 crore under this programme, against which an expenditure of ₹ 66.68 crore has been incurred uptill 31st Dec., 2016.

Beti Bachao Beti Padhao

6.54 “Beti Bachao Beti Padhao” (BBBP), Programme has been launched by Hon’ble Prime Minister on 22.1.2015 at Panipat with the objective to prevent gender biased sex selective elimination, ensure survival, education & participation of the girl child. This programme has been extended to all the districts except Mewat. State Govt. has taken various initiatives by organizing rallies and parchar yatras in which citizens from town and villages belonging to all caste and creed marched with the commitment to contribute in the campaign “Beti Bachao Beti Padhao”. Till now 49,205 Awareness Rallies 4,51,144 Celebration of Birth/Lohri of girl child, 6,827 Nukkad Natak 15,204 Guddi-Guddi Boards has been displayed in Panchyat Bhawan. 4,826 Film Shows, 35,409 Prabhat Pheri, 7,944 Puppet Shows, 82,991 Health Camps/Baby Shows, 41,744 Signature Campaigns have been organized. Sanjhi Competitions with the logo of BBBP were organized. 81 Mascots who have established their name in society by showing extra ordinary skills in the area

of social work, cultural activities, sports and academic have been identified.

Haryana Kanya Kosh

6.55 Haryana Kanya Kosh has constituted for the welfare and development of girls and women of Haryana. The funds will be administered by the Women & Child Development Department. A sum of ₹ 68.61 lakh has been deposited in the Bank Account of Haryana Kanya Kosh with Bank of India. The Haryana Kanya Kosh has been registered as a society. PAN Card of Haryana Kanya Kosh has been received from Income Tax Deptt. The certificate of registration of Haryana Kanya Kosh u/s 12AA as a “Charitable Society” has been issued by the Income Tax Department.

Aapki Beti -Hamari Beti

6.56 In order to curb the problem of declining sex ratio and to change the mind set of community towards girls child, State Govt. has launched a new scheme Apki Beti Hamari Beti w.e.f 21.1.2015 where in ₹ 21,000 is being deposited in the account of first born girl child of SC and BPL families and ₹ 21,000 is being deposited on the birth of second girl child of all families. At the time of maturity i.e. 18 years, this amount shall become ₹ 1 lakh approximately and will be available for utilization by the matured girl child. Haryana Govt. has extended the benefit to the 3rd Girl child w.e.f 24.8.2015. Till now 39,939 girls have been given the benefit.

Sukanya Smariddhi Account

6.57 The objective of the Scheme is to address gender imbalance in the society and discrimination by creating a

positive discrimination in favour of the girl child. Under this scheme account can be opened from the birth of the girl child till she attains the age of 10 years. A girl child, who attained the age of 10 years, one year prior to notification will also be eligible. In Haryana 3.45 lakh accounts of girl children have been opened.

Establishment of One Stop Centre for Women “Sakhi”

6.58 One Stop Centre for Women is to provide integrated support and assistance to women affected by violence, both in private and public space under one roof and to facilitate immediate, emergency and non-emergency accesses to a range of services including medical, legal, psychological and counseling. Till now 283 cases have been dealt in the One Stop Centre, Karnal. Government of India has set up 6 additional One Stop Centre i.e. Gurugram, Faridabad, Narnual, Rewari, Hisar and Bhiwani.

Integrated Child Development Services Scheme

6.59 Integrated Child Development Services Scheme is a Flagship Scheme of Govt. of India to improve the health, nutritional, psychological and social developmental status of Children of 0- 6 years and to reduce mortality, malnutrition and school dropouts. Under this scheme six services i.e (i) Supplementary Nutrition (ii) Immunization (iii) Health Check Up (iv) Referral Services (v) Non-formal Pre-School Education and (vi) Health and Nutrition Education are provided to children below six years of age and pregnant and nursing mothers and other women in the age group of 15-45 years in an integrated manner. This Scheme is being implemented in 148 ICDS projects

including 21 urban projects with the network of 25,962 Anganwadi Centers including 512 Mini Anganwadi Centers.

Supplementary Nutrition Programme

6.60 The priority of the State Government is to improve the nutritional status among children by providing quality supplementary nutrition to the ICDS beneficiaries. Supplementary Nutrition is being provided to 9.26 lakh children between 6 months to 6 years of age and 2.74 lakh pregnant and nursing mothers along with other services. Procurement of food grains under Supplementary Nutrition Programme has been made by Govt. of India under Wheat Based Nutrition Programmes (WBNP) at subsidized rates. These food grains are being supplied to the Anganwadi Centres through CONFED and HAFED. Attractive recipes like Alloo-Puri, Stuffed Parantha, Meethe Chawal, Dalia, Panjiri and Gulgule are being given to the beneficiaries. Two meals are being provided to the children in the age group of 3 to 6 years in the form of Morning Snack and Regular Hot Cooked Meal. Take Home Ration (THR) is being provided to Children below 3 years, Pregnant Women and Nursing Mothers. Inspections Committees of State Level Officers have also been constituted to check/monitor proper maintenance of food items and preparation of food in hygienic conditions at Anganwadi Centres. The State Government has provided cooking as well as serving utensils in all Anganwadis.

Construction of Anganwadi Centres

6.61 To provide clean and peace full environment to the children and Women beneficiaries of ICDS and other related schemes at village level and to

create assets for them the scheme of Construction of AWCs is implemented in the state. AWC is not merely an Anganwadi Centre but a focal point for village women where they can feel themselves free and can discuss freely. During the year 2016-17 funds of ₹ 103.20 crores have been released for the completion of 1,339 Anganwadi Buildings of the year 2015-16. 597 AWC building has been completed during the financial year 2016-17. Since 2002-03 funds have been released for the construction of 5,881 AWC out of which 5,121 AWC buildings have been completed.

Integrated Child Protection Scheme

6.62 Integrated Child Protection Scheme (ICPS) is an umbrella scheme under which various schemes for children in need of care and protection and children in conflict with law are covered. The programme is being implemented through Haryana State Child Protection Society (HSCPS). At the district level the District Child Protection Unit (DCPU) under the chairmanship of Deputy Commissioner has been constituted. For care, protection, treatment, development and rehabilitation of the children in need of care and protection, there are 78 Child Care Institutions in Haryana State run by Govt, Semi Govt and Private Organizations. These Homes are spread across the state in all the 21 Districts and in 47 Blocks and covering around 4,000 children. Juvenile Justice Board & Child Welfare Committee are functional in all 21 district of the Haryana. A sum of

₹ 2,750 lakh has been provided in the budget for the year 2016-17. Out of which ₹ 2041.40 lakh has been spent.

Haryana State Commission for Protection of Child Rights

6.63 Haryana State Commission for Protection of Child Rights is also functional in the state with its Headquarter at Panchkula. Regular inspections/monitoring of all the Child Care Institutions are being done by this Commission.

Rajiv Gandhi Scheme for Empowerment of Adolescent Girls

6.64 Rajiv Gandhi Scheme for Empowerment of Adolescent Girls (SABLA) is being implemented in six districts i.e Ambala, Hisar, Rewari, Rohtak, Yamunanagar and Kaithal. The objective of the scheme is to enable the Adolescent Girls for self-development and empowerment, upgrading their life skills and vocational skills, awareness generation regarding health, hygiene, nutrition, reproduction health and child care and mainstreaming out of school Adolescent Girls in to formal / non-formal education. Under SABLA Scheme 1,70,694 adolescent girls of 11-14 years (out of school) and 14-18 yrs all girls (school going and out of school) have been targeted for providing supplementary nutrition @ of ₹ 5 per beneficiary per day. Under SABLA Scheme a sum of ₹ 2,995.50 lakh is provided in the budget for the year 2016-17. Out of which ₹ 760.60 lakh has been spent till January, 2017.

Indira Gandhi Matritva Sahyog Yojana

6.65 Govt. of India has revised the IGMSY Scheme in accordance with National Food Security Act, 2013. The beneficiaries will be paid ₹ 6000 in two instalments per pregnant & lactating women. First instalment (in third trimesters) and Second Instalment (6 months after delivery) is being given on fulfilling specific conditions related to maternal and child health to partly compensate for wage loss to mothers/women during pregnancy and period of lactation. A sum of ₹ 270.38 lakh is provided to Distt. Panchkula for the year 2016-17. Out of which ₹ 232.93 lakh has been spent upto January, 2017. Now Govt. of India has extended this scheme in all the districts of the State.

Protection of Women from Domestic Violence Act-2005

6.66 State Government has appointed 21 Protection-cum-Child Marriage Prohibition Officers at district level under Domestic Violence Act-2005 and Prohibition of Child Marriage Act-2006. Upto January, 2017, 5,965 complaints related to Domestic Violence have been received. Out of which 2,037 have been resolved. Similarly, 371 complaints of Child Marriage have been received and 272 have been resolved up to month of January, 2017. A sum of ₹ 150 lakh has been provided in the budget for the year 2016-17 out of which ₹ 69.25 lakh has been spent up to January, 2017.

PANCHAYATI RAJ, RURAL AND URBAN DEVELOPMENT

Development and Panchayats Department, Haryana is primarily responsible to oversee the implementation of various development schemes in rural areas and also to regulate and coordinate various activities of the Panchayati Raj Instructions.

7.2 Haryana State Swachh Bharat Mission Society has been registered under the aegis of Development & Panchayats Department for successful implementation of Swachh Bharat Mission Gramin (SBM-G) in rural areas of the State. SBM-G is a centrally sponsored scheme of Ministry of Drinking Water & Sanitation, GoI under 60:40 funding pattern between Central and State. The main objective of the programme is to bring about an improvement in the general quality of life in the rural areas through accelerating improved sanitation coverage in sustainable mode by 2019. Assistance for construction of individual household latrines for BPL and identified APL (SCs/STs, SF/MF, landless labourers with homestead, PH and women headed households), construction of Community Women Sanitary Complexes and management of Solid & Liquid Waste, IEC is to be given under the scheme. Under the scheme, 1,98,592 Individual Household Latrines (IHL) have been constructed during the present Government tenure and 5,296 GPs have been declared open defecation free till date.

Solid & Liquid Waste Management Projects

7.3 The total assistance under the SBM (Rural) for SLWM projects being worked out on the basis of total number of households in each Gram Panchayat, subject to a maximum of ₹ 7 lakh, ₹ 12 lakh, ₹ 15 lakh and ₹ 20 lakh for a Gram Panchayat having upto 150, 300, 500 and more than 500 households respectively. Additional cost requirement is to be met with funds from the State/Gram Panchayat, and from other sources like Finance Commission Funds, CSR, Swachh Bharat Khosh and through the PPP model. A total No. of 1,302 SLWM project in respect of 21 districts were sanctioned by the State Scheme Sanctioning Committee (SSSC) and the work is in progress.

7.4 The action plan to achieve the status of Swachh Bharat Mission by 2019 has been prepared. Out of remaining 4,02,497 households without toilet will be constructed by 2016-17 and 2017-18. To achieve the target of 6,081 SLWM projects, remaining SLWM projects will be undertaken by 2019. The Revised Provision for 2015-16 was ₹ 20,000 lakh. Out of which ₹ 9,840.53 lakh were utilized. The provision for the year 2016-17 is ₹ 12,500 lakh only out of which an amount of

₹ 11,088.27 lakh has been utilized. Open Defecation Free Panchayats in Haryana: A total No. of 5,296 GPs have been declared ODF.

Swaran Jayanti Award for Sanitation Scheme

7.5 State Government has also launched “Swaran Jayanti Award for Sanitation Scheme” for the financial year 2016-17. The main objective of the scheme is to motivate and create a sense of competition among the Gram Panchayats to promote accelerated sanitation coverage and to eliminate the practice of open defecation in rural areas of the State. The awards of ₹ 1 lakh is given to the selected one best clean-green Gram Panchayats at Block level and ₹ 1 lakh to the one best Gram Panchayats selected amongst the selected Gram Panchayats (topper of block level Gram Panchayats) at District level every month and ₹ 10,000 is given to the one properly maintained Public toilet in a district every month.

Setting-Up of Gram Sachivalayas in Haryana

7.6 To institutionalize the Gram Panchayats, as well as, to bring transparency in their functioning, the Development and Panchayat department had planned during 2015-16 to set-up Gram Sachivalayas for every Gram Panchayat. Keeping in view the sanctioned posts of Gram Sachivs, all the Gram Panchayats have been clubbed into 2,294 clusters, having 3-4 Gram Panchayats in each cluster. In the 1st phase of 4 years, the Gram Sachivalayas would be set-up at cluster level. This task is expected to be completed by 31.3.2019. Thereafter in the 2nd phase, the Gram Sachivalayas would be set-up for the remaining Gram Panchayats.

Objective

7.7 The main objective for launching the scheme of Gram Sachivalaya is to bring Gram Panchayat and Village-level Functionaries of all departments under one roof for better functioning and coordination. It aims to ensure efficiency, transparency and accountability in the working of Gram Panchayat and other agencies engaged in the process of rural development.

Target

7.8 The target of setting up of Gram Sachivalayas for all the districts will be 1,563 till 31.3.2017. For this purpose, the Rajiv Gandhi Sewa Kendras, Panchayat Ghars or any other suitable community building available in Gram Panchayats will be upgraded and basic IT facilities (infrastructure and hardware) will be provided in order to set up Gram Sachivalayas. Till 31.1.2017, 1,131 Gram Sachivalayas and 679 Atal Seva Kendras have been established in the State.

Mahatma Gandhi Gramin Basti Yojana

7.9 Under Mahatma Gandhi Gramin Basti Yojana free residential plots of 100 Sq. yards each are being allotted to eligible SCs, BCs (A) and BPL families. Sites, on which these plots are located, are developed with necessary infrastructural facilities including power supply, drinking water, paved streets. As on date 3.87 lakh families have been conferred ownership rights through execution of gift deed by 30.11.2014. Distribution of plots to remaining eligible families, where the panchayat land is available, is in progress. The remaining villages where the suitable panchayat land is not available, in those villages land will be made available by way of exchange or acquisition. The development of internal roads and drains under the scheme has been converged with

Mahatma Gandhi National Rural Employment Guarantee Scheme. The Govt. intends to provide funds for laying the water pipelines and electricity lines in these bastis. Against the outlay of ₹ 5,500 lakh provided for the year 2015-16 an amount of ₹ 5,497 lakh were utilized/spent for taking up development works in these bastis. An outlay of ₹ 7,500 lakh has been provided for the year 2016-17, out of which an amount of ₹ 3,375 lakh have been released so far.

Swaran Jayanti Maha Gram Vikas Yojana

7.10 In order to avoid migration of village population to urban aabadi. It has been decided by the Government to initiate a new scheme Swaran Jayanti Maha Gram Vikas Yojana for the planned development of the villages having population of 10,000 or more than 10,000. Duration of the scheme is 5 years i.e. from the year 2016-17 to 2020-21. The aim of this scheme is to develop big villages in trade marketing facilities, social and infrastructure development, training institute and human development etc. so that migration of rural people to the cities may be avoided. Sewerage facilities will also be provided in these villages. The estimated cost of the scheme is ₹ 1,46,100 lakh. A budget provision of ₹ 5,400 lakh has been made for the year 2016-17.

Haryana Gramin Vikas Yojana

7.11 Number of existing Schemes like Mukhya Mantri Anusuchit Jati Nirmal Basti Yojna, Pavement of Streets, Chaupals subsidy etc. are meant for providing basic infrastructure facilities like paved streets with drains, electricity/ water supply lines to BPL families, community buildings, community center, construction of chaupals and their repairs etc. Therefore, by clubbing all these schemes, a new scheme- “Haryana

Gramin Vikas Yojana” has been named. The objective of the scheme is to improve overall quality of life in rural areas by providing basic infrastructure and up gradation of infrastructure like pavement of streets, drainage of waste water, Construction/repair of community buildings/chaupals etc. by using proper mapping and IT based system. Besides, upgradation of infrastructure in the villages having significant population of Schedule Castes will be considered in this scheme. Under the scheme, any work can be taken up, based on felt needs and informed choice of respective Gram Panchyats. Under the scheme, a budget provision of ₹ 28,200 lakh has been made. An amount of ₹ 8,578.62 lakh has been released till date.

Financial assistance to Gram Panchayats

7.12 In order to improve the sanitation environment in the villages, more than 10,229 Safai Karmi had been engaged by the Gram Panchayats. The Govt. provides financial assistance to Gram Panchayats to meet out the expenditure on payment of remuneration to the Safai Karmi. Initially it was fixed at ₹ 3,525 per month in October, 2007 which was revised to ₹ 4,348 per Sweeper per month on 1.11.2010 and again revised to ₹ 4,848 per month w.e.f. 1.11.2011. The Govt. has revised the rate of remuneration payable to village sweepers from ₹ 4,848 to ₹ 8,100 per month w.e.f 1.1.2014 and further to ₹ 10,000 w.e.f. 1.11.2016 and decided to pay them directly through their bank accounts. An amount of ₹ 10,000 lakh was provided for the year 2015-16, out of which ₹ 9,672.24 lakh were utilized/spent. An outlay of ₹ 10,000 lakh has been approved for the year 2016-17, out of which ₹ 7,050 lakh have been released.

RURAL DEVELOPMENT DEPARTMENT

Mahatma Gandhi National Rural Employment Guarantee Scheme

7.13 To provide 100 days wage employment to every rural household in a year to enhance livelihood security in rural areas, the scheme of Mahatma Gandhi National Rural Employment Guarantee Scheme (MGNREGS) is being implemented in the entire State w.e.f. 1st April, 2008. One third of the jobs are reserved for women. Minimum wages of ₹ 259 per person per day are being paid to the workers engaged under the scheme w.e.f. 1.4.2016, which is the highest in the country.

7.14 This programme is being converged with schemes of other line departments like Forests, Agriculture, Irrigation, School Education, Women & Child, Development & Panchayats, Fisheries, Public Health & Engineering, Marketing Board and PWD (B&R) etc. to ensure creation of meaningful assets in the villages. During the current year (upto January, 2017), an amount of ₹ 239.04 crore was available out of which ₹ 228.81 crore (96%) has been spent for generating 64.75 lakh persondays (66 %) against the target of 98 lakh persondays, out of which 32.46 lakh (52%) person-days were generated for scheduled castes and 29.34 lakh person-days (47%) were generated for women in the rural areas of the State. During the current financial year, 20,464 development works have been undertaken in rural areas and 4,010 works completed. An outlay of ₹ 493.26 crore has been proposed as Centre & State share for the Annual Plan 2017-18 under this scheme.

Indira Awaas Yojana (IAY) Now Pradhan Mantri Awaas Yojana-Gramin

7.15 IAY was designed to provide shelter to rural poor. From the year 2014-15, the per unit cost of construction of houses is ₹ 70,000 in plain areas and ₹ 75,000 in hilly/difficult areas which was being provided to the beneficiaries. Under IAY, 8,922 houses have been constructed & 24,476 houses are in progress and an expenditure of ₹ 55.33 crore has been incurred upto January, 2017.

Pradhan Mantri Awaas Yojana-Gramin

7.16 The Ministry of Rural Development, Govt. of India has revamped Indira Awaas Yojana scheme into Pradhan Mantri Awaas Yojana-Gramin from 1.4.2016 to provide housing for all. Under this scheme, an amount of ₹ 1.20 lakh in plain areas and ₹ 1.30 lakh in hilly/difficult areas will be provided to the beneficiaries to construct houses. In addition to this, an amount of ₹ 0.18 lakh as Top up amount by the State Govt. and ₹ 0.12 lakh will be provided under convergence for construction of Sanitary Latrine to the beneficiary. Under MGNREGA, 90 unskilled person days in the plain areas & 95 unskilled person days in hilly/difficult areas will be provided employment to the PMAY-G beneficiaries for construction of their houses. The Ministry of Rural Development, Govt. of India, has fixed target to construct 25,556 houses for the year 2016-17. 25,781 beneficiaries have been verified out of which 2,631 beneficiaries have been registered. Under this scheme, an outlay of ₹ 392 crore has been proposed as Centre & State share for Annual Plan 2017-18.

Member of Parliament Local Area Development Scheme

7.17 This scheme has been launched by Govt. of India from, 23rd December, 1993. Under this scheme, Govt. of India provides to each M.P. an amount of ₹ 5 crore per annum for the development works. Under this scheme, an amount of ₹ 19.57 crore has been spent and 363 works have been completed and 357 works are in progress upto January, 2017.

Saansad Adarsh Gram Yojana (SAGY)

7.18 Saansad Adarsh Gram Yojana (SAGY) was launched on 11th October, 2014. Under this scheme, Hon'ble MPs will identify three Gram Panchayats having population of 3000-5000 to be developed by 2019. These Gram Panchayats will be developed using convergence with various Centrally Sponsored and States Schemes to motivate the neighbouring villages to make their Gram Panchayats Adarsh Village. The Village Development Plan for all the identified Gram Panchayats by the Hon'ble MPs has been prepared to make them Adarsh Village. During the year 2016-17 upto January, 2017, total number of 477 works have been completed and 253 are under progress. Under this scheme, an outlay of ₹ 2.50 crore has been proposed as State share for the year 2017-18.

Vidhayak Adarsh Gram Yojana

7.19 Vidhayak Adarsh Gram Yojana (VAGY) has been launched on the pattern of SAGY. Under this scheme, 58 MLAs have identified the GPs. This scheme will be implemented in a time bound manner. Under this scheme, an outlay of ₹ 0.18 crore has been proposed as State share for the year 2017-18.

Swaprerit Adarsh Gram Yojana

7.20 Under Saansad Adarsh Gram Yojana, interested persons, industrialists, NGOs, Universities, PSU's, Boards and

Corporations may adopt a couple of villages to develop all villages as Adarsh Gram in a phased manner to promote the Swaprerit Adarsh Gram Yojana. Under this scheme, 195 villages have been adopted and 373 works have been completed.

Pradhan Mantri Adarsh Gram Yojana

7.21 The Ministry of Social Justice and Empowerment has introduced the PMAGY during the year 2014-15 and released an amount of ₹ 2.52 crore for 12 villages of Palwal and Faridabad districts in the State. The main objective of the scheme is to ensure integrated development of the selected villages with more than 50% SC population into "model villages". Village Development Plans of all the 6 selected villages of Faridabad district and 3 villages of Palwal district have been prepared. Under this scheme, an outlay of ₹ 2.20 crore has been proposed as Centre share for the year 2017-18.

Shyama Prasad Mukherji Rurban Mission

7.22 Hon'ble Prime Minister, Govt. of India has launched Shyama Prasad Mukherji Rurban Mission (SPMRM) on 21st February, 2016. The Mission aims at development of rurban clusters, which would trigger overall development in the region. The clusters would be developed by provisioning of economic activities, developing skills & local entrepreneurship and providing infrastructure amenities. A Rurban cluster would be a cluster of geographically contiguous villages with a population of about 25,000 to 50,000 in plain areas and with a population of 5,000 to 15,000 in desert, hilly areas. The Ministry of Rural Development, Govt. of India has selected 6 clusters in the districts namely Ambala, Fatehabad, Jind, Karnal, Rewari and Jhajjar for the year 2015-16 and the Govt. of India has allocated an

amount of ₹ 32.75 crore for the development of clusters. All the selected clusters are to be developed within 3 to 5 years. Under this scheme, an outlay of ₹ 80 crore has been proposed as Centre & State share for the year 2017-18.

Integrated Watershed Management Programme

7.23 The objectives of Integrated Watershed Management Programme (IWMP) are to conserve water, recharging of water table, production enhancement and to create livelihood opportunities. For the year 2014-15, State Level Nodal Agency (SLNA) has approved the 13 projects in six districts namely Ambala, Y/nagar, Hisar, Bhiwani, Mahendragarh and Rewari having an area of 59,275 hect. approved by the Ministry of Rural Development, Govt. of India. An amount of ₹ 9.26 crore has been incurred on various activities in these Watershed Projects upto January, 2017. A scheme has been started by Govt. of India, Ministry of Agriculture and Farmers Welfare for Water Conservation and Water Harvesting (PMKSY) for implementing

URBAN INFRASTRUCTURE DEVELOPMENT

7.25 The Urban Local Bodies are important institutions of self governance, providing physical infrastructure and civic amenities in urban areas. Presently, more than 35 percent (as per census 2011) of the State's population lives in urban areas. There are 80 municipalities in the State consisting of 10 Municipal Corporations, 18 Municipal Councils and 52 Municipal Committees.

7.26 The budget provision of the Urban Local Bodies Department has enhanced significantly from the previous years, during current financial year 2016-17, a sum of ₹ 3,541.08 crore has been earmarked in the State budget to lay

Water Conservation, Water Harvesting works for ground water recharge in over exploited blocks of the state. Central Ground Water Board (CGWB) has notified 22 blocks of the state falling in 11 districts- Karnal, Kurukshetra, Panipat, Kaithal, Fatehabad, Sirsa, Bhiwani, Rewari, Mahendragarh, Faridabad & Gurugram which are to be taken up during the current financial year 2015-16. The new scheme is being funded in 60:40 ratio between the Centre and the State. Under this scheme, an outlay of ₹ 110 crore has been proposed as Centre & State share for the year 2017-18.

National Rural Livelihood Mission

7.24 The National Rural Livelihood Mission has been taken up w.e.f 1.4.2013. Under the scheme 2,743 new SHGs have been promoted and 1,255 SHGs have been provided Revolving Fund and an amount of ₹ 10.20 crore has been spent under the scheme during 2016-17 (upto January, 2017). Under this scheme, an outlay of ₹ 30 crore has been proposed as Centre & State Share for Annual Plan 2017-18.

emphasis on creation and up-gradation of urban infrastructures. During 2017-18, a provision of ₹ 4,463.44 crore has been proposed in the Budget.

7.27 As per guidelines of Ministry of Urban Development for Smart Cities, 100 cities in the country are to be developed as smart in various phases out of which two cities were allocated to the State of Haryana and accordingly the State Government recommended Faridabad and Karnal cities to be developed as Smart City from Haryana. Faridabad has been selected in the second phase of the selection by the Ministry of Urban Development. A special purpose vehicle has also been constituted

and registered as a company namely Faridabad Smart City Limited to implement smart city proposals. An amount of ₹ 92 crore has been released by the MoUD as Government of India's share and a matching amount shall be released by the State Government. Karnal will complete in next phase of selection for which the Smart City proposals are being up-graded/ revised.

Haryana Municipal Corporation Advertisement (Amendment) Byelaws, 2016.

7.28 The State of Haryana notified the Haryana Municipal Corporation Advertisement Byelaws, 2016 vide notification dated 28.9.2016 for regulation of advertisements in the State, which are also a great source of revenue to municipalities. For better regulation, the Government has approved the amendments in the said byelaws, which at present is under legal vetting and will be notified shortly.

Haryana Street Vendors (Protection of Livelihood and Regulation of Street vending) Rules, 2016

7.29 The State of Haryana has approved the Haryana Street Vendors (Protection of Livelihood and Regulation of Street Vending) Rules, 2016, which are to be notified under the Street Vendors (Protection of Livelihood and Regulation of Street Vending) Act, 2014. The said rules are under legal vetting and will be notified shortly.

Status of City Bus Service Gurugram

7.30 The proposal for the city bus service was approved from the Committee of Secretaries of Infrastructure (CoSI) in the meeting held under the Chairmanship of Chief Secretary, to Govt., Haryana on 10.10.2016. After approval from the CoSI the Principal Secretary, Industries vide this office memo dated 2.12.2016, requested to place the agenda before the Cabinet Sub

Committee on Infrastructure (CCI) for its approval. The meeting of CCI was fixed on 19.1.2017, but the same was postponed till further orders.

Status of City Bus Service Faridabad

7.31 The proposal of City Bus service in Faridabad is under consideration on the lines of the Gurugram.

Rajiv Gandhi Urban Development Mission

7.32 Under Rajiv Gandhi Urban Development Mission, Haryana for the current financial year 2016-17, ₹ 1,165.65 crore have been approved in the State budget and funds amounting to ₹ 1,071 crore have been released to the various municipalities. During 2017-18, a provision of ₹ 1,546.22 crore has been proposed in the Budget.

Swachh Bharat Mission

7.33 Under Swachh Bharat Mission, during the current financial year 2016-17, a provision of ₹ 125 crore has been made in the revised budget, out of which ₹ 90.17 crore has been released to ULBs for construction of Individual Household Latrines/Community/Public toilets. Under the mission 19,767 Individual Household Latrines/Community/Public toilets and 1584 community and public toilets have been constructed/in process. Government has declared that all the cities of Haryana would be declared open defecation free by December, 2017. Cities falling under: Sirsa and Kurukshetra districts have been declared as open defecation free. During the financial year 2017-18, a provision of ₹ 175 crore has been proposed under the scheme in the budget.

7.34 The State Govt. has decided to adopt cluster based whereby common processing and disposal facilities would be constructed for a group of ULBs. Covering entire 80 ULB's of Haryana, 15 clusters

with common Processing and Disposal Facilities have been envisaged. Request for proposal has been invited for Faridabad and Sonapat clusters. The request for proposal for 5 clusters will be invited by the end of March, 2017. Tenders for all the 15 clusters for Integrated Solid Waste Management facilities will be provided to all the Municipalities by March, 2019. Construction & Demolition waste processing facility would be installed in Gurugram.

Atal Mission of Rejuvenation and Urban Transformation

7.35 Atal Mission of Rejuvenation and Urban Transformation (AMRUT), a new scheme has been launched with the object to ensure that every household has access to a tap with assured supply of water and a sewerage connection, to increase the amenity value of cities by developing greenery and well maintained open space (e.g. parks); and to reduce pollution by switching to public transport or constructing facilities for non-motorized transport (e.g. walking and cycling). Under this scheme, 18 ULBs namely Gurugram, Panchkula, Ambala City-, Sadar, Yamuna Nagar-Jagadhri, Karnal, Hisar, Rohtak, Faridabad, Panipat, Kaithal, Rewari, Bhiwani, Thanesar, Sonapat, Bahadurgarh, Palwal, Sirsa and Jind of Haryana would be covered. Under the scheme ₹ 101.76 crore is released to the concerned ULBs. During 2017-18, a provision of ₹ 440 crore has been proposed in the budget.

Various Projects/Schemes

7.36 Urban Local Department has identified various projects/schemes namely Swarna Jayanti Parks, Beautification of Main Entry Points, Open defecation free city, beautification of flyovers, establishment of museum-museo camera in Gurugram, Convention Centre (Cultural

Complex) at Gurugram, Information Booklet on the theme of coffee table book (Name would be finalized after consultation with Director Public Relation), Solid Waste Management, Intercity bus services at Gurugram to be implemented during the Golden Jubilee year 1.11.2016 to 31.3.2018. An amount of ₹ 221.45 crore would be spend for these projects.

Deen Dayal Upadhaya Sewa Basti Utthaan

7.37 The objective of Deen Dayal Upadhaya Sewa Basti Utthaan is to provide basic amenities to SC basties. For the current financial year 2016-17, a provision of ₹ 30 crore has been made in the revised budget. Under the scheme ₹ 30 crore is released to the concerned ULBs. During 2017-18, a provision of ₹ 66 crore has been proposed in the budget.

Upgradation of Choupals/Community Centres

7.38 The State Government introduced the scheme in the year 2014-15 for upgradation of choupals/community centres in the municipalities of the State. For the current financial year 2016-17, a provision of ₹ 8 crore has been made in the revised budget. During 2017-18, a provision of ₹ 11 crore has been proposed in the budget.

7.39 State Government has launched new scheme for compensation of loss of commercial property of small shopkeepers, Rehriwalas, Fadiwalas, Khokha/Klosk owners because of fire, electrical hazards, floods, earthquakes or natural disaster in the year 2014-15. During the current financial year 2016-17, a provision of ₹ 77 crore has been made in the budget, out of which ₹ 58.59 crore have been released to the municipalities. During 2017-18, a provision of ₹ 10 crore has been proposed in the budget.

7.40 Government of Haryana has introduced Internet based electronic tendering system in all the Municipal Corporations/Councils/Committees of Haryana State for all type of works whether procurement of civil works, purchase of stores or engagement of labour through outsourcing policy for any cost w.e.f. 1.12.2014 on NIC portal i.e. etenders.hry.nic.in .

7.41 On the recommendation of 14th Central Finance Commission, a budget provision of ₹ 357.96 crore (₹ 200 crore for Municipal Corporations and ₹ 157.96 crore for Municipal Councils/Committees) has been made for the year 2016-17 under the non-plan scheme. During 2017-18, a provision of ₹ 409.03 crore (₹ 262.01 crore for Municipal Corporations and ₹ 147.02 crore for Municipal Councils/Committees) has been proposed in the budget.

7.42 State Finance Commission scheme, during the current financial year 2016-17, a budget provision of ₹ 241.32 crore has been made on the recommendation of State Finance

STATE URBAN DEVELOPMENT AUTHORITY

Integrated Housing & Slum Development Programme

7.45 The objective of the scheme is to provide adequate Shelter and basic infrastructure facilities to the Slum Dwellers in Urban Areas. The scheme of IHSDP is funded in the ratio of 80:20 by the Govt. of India and State Govt. There are 23 approved IHSDP projects with total financial outlay of ₹ 242.77 crore, out of which Central Share would be ₹ 189.07 crore. There is provision of construction 10,327 Dwelling Units apart from providing basic amenities in the slums covered in IHSDP projects. An amount of ₹ 232.04 crore has been released to

Commission and ₹ 168.92 crore has been released to the Municipalities. During 2017-18, a provision of ₹ 365.60 crore has been proposed in the budget.

7.43 For strengthening of fire services in the State of Haryana, the 13th Finance Commission has recommended ₹ 100 crore for the period from 2011-12 to 2014-15. An amount of ₹ 75 crore has already been drawn and out of which 60+74=134 fire vehicles and 18 combi tools/fire equipments have been purchased. The remaining ₹ 25 crore has been released. A budget provision of ₹ 35 crore has been made by the State Government in the current financial year 2016-17 to establish to new Directorate of Fire Services. During 2017-18, a provision of ₹ 35 crore has been proposed in the budget.

7.44 Shri Mata Mansa Devi shire board has decided to provide 20 acres land to Ministry of Ayush, Govt. of India for establishment of Mata Mansa Devi Ayurvedic and Yoga Sansthan Institute.

concerned ULBs. The ULB by utilizing ₹ 196.55 crore has completed 9,921 DUs, construction work for 406 DUs was in progress as on 31.1.2017. The work for providing infrastructure facilities to the slum dwellers was also in progress. The GoI has extended the term of IHSDP upto 31.03.2017.

Rajiv Awas Yojana

7.46 The Government of India has approved the continuation of four projects (Ambala, Yamunanagar, Rohtak and Hisar) for ₹ 278.82 crore, out of which the Govt. of India share (ACA) is ₹ 206.93 crore. The Govt. of India has released ₹ 108.94 crore as 1st installment and State Govt. after adding its proportionate share, has released ₹ 97.46 crore to the concerned agencies for

the execution of these RAY projects. Out of this ₹ 71.87 crore has been utilized during current FY 2016-17 and 584 dwelling units are completed and 2014 DUs are in progress as on 31.1.2017. The work of providing basic amenities in slum is also in progress. The Ministry of HUPA, Govt. of India has discontinued the RAY and subsumed this scheme with newly launched Housing for All Mission (Urban).

Housing For All Mission (Urban)/Pardhan Mantri Awas Yojana

7.47 Hon'ble Prime Minister of India launched the new Housing For All Mission (Urban) on 26.5.2015 for assisting the beneficiaries of EWS and LIG categories in new construction/purchase or up-gradation of existing houses for their use. Based on the recommendation of the State Govt., the Govt. of India has approved the coverage of all 80 towns under this programme. The allocation for the year 2016-17 is ₹ 40 crore under the Centre Assistance whereas the State Plan outlay is ₹ 11.65 crore (Revised). The MOHUPA has actually released a sum of ₹ 10.13 crore whereas the proportionate State Share of ₹ 4.89 crore has also been made available. For carrying out demand survey, preparation of Housing For All Plan of Action and preparation of DPRs, the consultants have been engaged. The Govt. of India has approved a project for constructing 759 dwelling units in Yamunanagar District at a cost of ₹ 22.77 crore under the Beneficiary Led Construction and this work is likely to commence shortly. The Govt. of India has released the 1st installment amounting to ₹ 4.55 crore and a total sum of ₹ 7.59 crore including proportionate State Share of

₹ 3.04 crore has been released to this project for taking up the work in hand.

National Urban Livelihood Mission

7.48 The Government of India announced new urban poverty alleviation scheme namely," National Urban Livelihood Mission (NULM), which replaced the old scheme of SJSRY. The NULM is launched with the objective to reduce poverty and vulnerability of the urban poor households by enabling them to access gainful self-employment and skilled wage employment opportunities. The mission would also be aimed at providing shelter equipped with essential service to the urban homeless in a phased manner. In order to step up these activity, the SUDA has engaged nine agencies for conducting skill training in the State. These agencies will impart training regarding 73 different courses to 7150 urban poor. For accelerating the work of social mobilization, request for proposal has been floated to engage resource organizer in each district, who would facilitate the formation of Self Help Groups in the towns, during the next two years. Under NULM, another activities to be taken up is the survey of street vendors and preparation of Street Vending Plans for all the towns in the State. In this context, request for proposal have been floated for engaging consultant for taking of the survey work for identifications of Street Vendors for preparation of Street Vending Plan. The Govt. of India has earmarked a sum of ₹ 27 crore under NULM during the year 2016-17, whereas the State outlay is to the extent of ₹ 14 crore. Till date, 374 loan applications of individual beneficiaries and Groups beneficiaries have been sponsored to Banks and upto 31.1.2017, banks have provided the loans to 253 Individuals beneficiaries and Group Beneficiaries.

HOUSING

7.49 Housing Board Haryana since its inception in the year 1971 has constructed 87,719 houses of different categories up to 30.11.2016, out of which 64,755 houses are meant for EWS and LIG categories of the society.

7.50 The construction of 13,117 houses of different categories is in progress at different stations. Out of these, 1,500 houses are for EWS category, 9,961 houses for BPL families and 1,656 for other categories.

7.51 The construction of 4,183 houses has been completed from 1.4.2016 to 30.11.2016. The expenditure of ₹ 54.15 crore has been incurred on construction of houses from 1.4.2016 to 30.11.2016.

7.52 HUDA has allotted 192.0295 acre land for construction of EWS and other categories of houses at Hisar, Fatehabad, Agroha, Karnal, Cheeka, Charkhi Dadri, Jagadhari, Saffidon, Sirsa, Gohana, Jhajjar and Kaithal.

7.53 HUDA has allotted 50.965 acre land at Faridabad, Jhajjar, Mohindergarh, Rohtak, Panchkula, Pinjore, Palwal and Rewari for construction of flats for Serving & Ex-Defence and Paramilitary Personnel of Haryana.

7.54 Urban Local Bodies (ULB) has allotted 27.24 acre land at Karnal, Cheeka, Charkhi Dadri and Jullana for construction of EWS and other category houses.

7.55 Urban Local Bodies have allotted 35.696 acre land at different stations for the construction of flats for Serving & Ex-Defence and Paramilitary Personnel i.e., 3.517 acre in Sector- 106, 6.829 acres in Sector-76 and 8.48 acres in Sector-102-A Gurugram, 5.40 acres at Palwal, 11.47 acres at Sampla.

7.56 Town & Country Planning Department has handed over the possession of 10,564 plots to Housing Board Haryana. Housing Board Haryana constructs triple storyed flats on these EWS plots for BPL families. The construction of 17,681 flats have been completed and 9,961 EWS flats for BPL families are under construction.

7.57 Housing Board Haryana will start construction of 2,034 EWS flats at Karnal, Hisar and Charkhi Dadri for Economical Weaker Section.

7.58 Housing Board Haryana will start construction of 812 of Type-A & 500 Type-B category flats at Faridabad, Jhajjar, Sampla and Rewari for Serving & Ex-Defence and Paramilitary Personnel.

SOCIAL SECTOR

Human development with increased social welfare and well being of the people is the ultimate objective of development planning. In any developing and emerging economy Social Sector plays a significant role.

WELFARE OF SCHEDULED CASTES/BACKWARD CLASSES

8.2 The Haryana Government is fully committed to promote the welfare of Scheduled Castes & Backward Classes by implementing various schemes for their socio-economic & educational upliftment.

Mukhyamantri Vivah Shagun Yojana

8.3 Under “Mukhyamantri Vivah Shagun Yojana” an amount of ₹ 41,000 is given to the persons belonging to Scheduled Castes/Denotified Tribes/Tapriwas Jatis living below poverty line on the occasion of their daughters marriage and ₹ 11,000 is given to all the Sections of Society, who have land holding of less than 2.5 acre or income less than ₹ 1 lakh per annum. The State Govt. had increased the amount from ₹ 41,000 to ₹ 51,000 for the widows of all sections of the society for the marriage of their daughter whose income is less than ₹ 1 lakh per annum. An amount of ₹ 31,000 is given to sports women (any caste/any income and participated in at least one out of 26 Olympic games 16 Non-Olympic games and 22 tournaments). An amount of ₹ 6,717.08 lakh has been spent on 26,784 beneficiaries during the year 2015-16.

For this purpose an amount of ₹ 10,000 lakh has been earmarked during the year 2016-17 and ₹ 5129.60 lakh has been spent on 18,065 beneficiaries upto 19.1.2017.

8.4 In order to encourage Scheduled Castes/Backward Classes widows/destitute women/girls for self employment, “Tailoring Training to Scheduled Castes/Backward Classes widows/destitute women/girls Scheme” has been implemented by this Department. Under this scheme, 69 centres are being run by the department wherein twenty Scheduled Castes and five Backward Classes trainees have been admitted at each centre. A stipend of ₹ 100 per month and ₹ 150 per month for raw material is given to each trainee for getting training from the nearest Kalyan Kendra being run by this Department. Matter is under consideration with the Govt. to increase the stipend from ₹ 100 per month to ₹ 600 per month and ₹ 150 per month to ₹ 300 per month for raw material. Under this scheme, a new sewing machine is also given to each trainee free of cost so that she may be able to become self employed. An amount of ₹ 56.24 lakh has been spent on 1,823 trainees during the year 2015-16. For the financial year 2016-17,

an amount of ₹ 90 lakh has been earmarked to impart training to train 1,725 trainees under this scheme and ₹ 35.14 lakh has been spent on 1,725 trainees upto 19.1.2017

Dr. Ambedkar Medhavi Chhatara Yojana

8.5 To encourage meritorious SC students, scholarships ranging from ₹ 8,000 to ₹ 12,000 per annum are provided under “Dr. Ambedkar Medhavi Chhatara Yojana” in 11th Class and Ist year of graduation and Post Graduation classes. Scholarship is also provided to Backward class students of Matric class on the basis of percentage. For this purpose, an amount of ₹ 2,408.18 lakh has been spent on 30,420 beneficiaries during the year 2015-16. A provision of ₹ 3,000 lakh has been made for the year 2016-17 and ₹ 964.33 lakh have been spent on 10,234 students upto 19.1.2017

Mukhyamantri Samajik Samrasta Antarjatiya Vivah Shagun Yojana

8.6 To eliminate the caste consciousness, if a Scheduled Caste boy or a girl of Haryana State marry with non Scheduled Caste girl or boy, the State Government provide ₹ 1,01,000 under the scheme “Mukhyamantri Samajik Samrasta Antarjatiya Vivah Shagun Yojana”. An amount of ₹ 179.50 lakh has been spent during the year 2015-16. A provision of ₹ 394.90 lakh as State share has been made for the year 2016-17. An amount of ₹ 163.36 lakh has been provided to 320 couple upto 19.1. 2017.

Post Matric Scholarship Scheme for SC Students

8.7 Under Centrally Sponsored Scheme namely, Post Matric Scholarship Scheme, an amount ranging from ₹ 230 to ₹ 1,200 per month is being awarded to

SC students studying in different classes. Besides this, compulsory non-refundable fees are also reimbursed to the students. Income of the parents/guardian should not exceed ₹ 2.50 lakh per annum. An amount of 17,631.22 lakh has been spent on 74,222 students during the year 2015-16. An amount of ₹ 31,387 lakh has been earmarked for this purpose for the year 2016-17. An amount of ₹ 1,51,01.59 lakh has been spent on approx. 42,500 students upto 19.1.2017.

Post Matric Scholarship Scheme for OBC Students

8.8 Under Centrally Sponsored Scheme namely, Post Matric Scholarship Scheme for OBC, an amount ranging from ₹ 160 to ₹ 750 per month is being awarded to OBC students studying in different classes. However, all the non refundable fees are paid to all the eligible OBC students but due to non receiving of sufficient funds from the Government of India as per state demand, the State Government has decided to pay only non refundable fees to the girl child of BPL families and children of widows and destitute or orphan children. Income limit of the parents/guardian should not exceed ₹ 1 lakh. An amount of ₹ 1,177.95 lakh has been spent on 49,935 students during the year 2015-16. An amount of ₹ 3,736 lakh has been earmarked for this purpose for the year 2016-17 and ₹ 394.15 lakh has been spent on 2,551 students upto 19.1.2017.

HSCFDC

8.9 The main objective of the Haryana Scheduled Castes Finance and Development Corporation is to undertake the tasks of socio-economic upliftment of the Scheduled Castes in the State. At present the Corporation is

implementing three types of schemes, namely Bank tie-up schemes, Schemes in collaboration with National Scheduled Castes Finance & Development Corporation (NSFDC), Schemes in collaboration with National Safai Karamcharis Finance and Development Corporation (NSKFDC). As per guidelines issued by the Govt. of India, the Corporation provides loan/benefit to only those identified Scheduled Castes families whose annual family income does not exceed ₹ 40,500 in rural areas and ₹ 51,500 in urban areas for various bank assisted income generating schemes such as dairy farming, sheep rearing, piggery, animal driven carts, leather and leather goods making, Kiriyana shop, tea shop, bangles shop, Atta Chakki, Carpentry, Cyber Café, Photography and Auto Rickshaw etc. In case of National Scheduled Castes Finance and Development Corporation (NSFDC) assisted schemes, the income ceiling is ₹ 81,000 per annum in rural areas and ₹ 1,03,000 per annum in urban areas. There is no income limit under NSKFDC Schemes, only occupation is the criteria for eligibility. Under the Bank Tie-up Scheme, the Corporation provides financial assistance for various bankable income generating schemes costing upto ₹ 1.50 lakh. The Corporation provides subsidy @ of 50 percent (Subsidy to maximum of ₹ 10,000 and margin money @ of 10 percent of the project cost and balance amount is provided by the bank. Under the scheme in collaboration with National Scheduled Castes Finance and Development Corporation (NSFDC), the Corporation follows the unit cost as approved by NSFDC under various schemes. The NSFDC, Haryana

Scheduled Castes Finance and Development Corporation and beneficiaries contribute towards the Scheme in the ratio approved by NSFDC. However, the share of the Corporation is upto 10 percent of the approved unit cost. In case of NSFDC assisted scheme, the Corporation provides subsidy in BPL cases @ of 50 percent of the project cost. The maximum amount of subsidy is ₹10,000. Under the scheme in collaboration with National Safai Karamcharis Finance and Development Corporation (NSKDC), the Corporation follows the unit cost as approved by NSKFDC under various schemes. The NSKFDC, Haryana Scheduled Castes Finance and Development Corporation and beneficiaries contribute towards the scheme in the ratio approved by NSKFDC. However, the share of the Corporation is upto 10 percent of the approved unit cost. There is no provision of subsidy under NSKFDC scheme.

8.10 During the year 2015-16, the Corporation had to assist 8,000 families for various income generating Schemes by providing them financial assistance of ₹ 77.90 crore including ₹ 7.95 crore as subsidy. The Corporation had assisted 7089 beneficiaries by providing them financial assistance of ₹ 45.31 crore including ₹ 4.91 crore as subsidy for various self employment Schemes during the year 2015-16. During the year 2016-17, the Corporation will assist 8,000 families for various income generating Schemes by providing them financial assistance of ₹ 78.25 crores including ₹ 7.95 crores as subsidy. The Corporation has assisted 1,376 beneficiaries by providing them financial assistance of ₹ 8.51 crores including ₹ 0.93 crores as

subsidy for various self employment Schemes during the year 2016-17 (upto November, 2016).

HARYANA BACKWARD CLASSES & ECONOMICALLY WEAKER SECTIONS

KALYAN NIGAM

8.11 Haryana Backward Classes & Economically Weaker Sections Kalyan Nigam is working for the economic upliftment of Backward Classes, Minority Communities and Handicapped Persons. Against a target of ₹ 25 crore for providing financial assistance to 5,000 persons of Backward Classes during 2016-17, loan of ₹ 33.69 lakh to 39 persons of Backward Classes has been given upto 31st December, 2016. A target of ₹ 15 crore has been fixed for providing financial assistance to 3,000 persons of Minority Communities during the year 2016-17 and the Nigam has disbursed amounting of ₹ 506.88 lakh to 792 members of Minority Communities. Against the target of providing financial assistance of ₹ 10 crore to 1,300 persons with Disabilities during 2016-17, ₹ 385.27 lakh have been given to 520 persons with Disabilities till 31st December, 2016.

SOCIAL JUSTICE & EMPOWERMENT

8.12 Old Age Samman Allowance Scheme prevalent in the State has been based on economic criteria and the eligibility age is 60 years or more so as to give the benefit to the really poor and needy persons. Under this scheme, old persons in the age of 60 years or more, whose husband/wife's annual income from all sources is below ₹ 2 lakh, is given benefit @ ₹ 1,600 per month per beneficiary to eligible senior citizens. 14,19,593 eligible senior citizens are

covered under this scheme upto December, 2016. Out of which number of female beneficiaries are 6,79,358. Under this scheme rate of allowance is increased from ₹ 1,400 to 1,600 per month w.e.f. 1st November, 2016 (payable in December, 2016). At present the State Government has decided that the disbursement of allowance is made through various Banks, Post Offices, CSC, and Vodafone etc.

8.13 Widow Pension Scheme is also being implemented to provide security and financial assistance to widows and destitute women. Under this scheme, widows and destitute women aged 18 years and above, who have no other financial support and her own income from all sources is below ₹ 2 lakh per annum are being provided pension at the rate of ₹ 1,600 per month per beneficiary. 6,24,103 such widows and destitute women are covered under this scheme upto December, 2016. Under this scheme rate of allowance is increased from ₹ 1,400 to 1,600 per month w.e.f. 1st November, 2016 (payable in December, 2016). At present the State Government has decided that the disbursement of allowance is made through various Banks & Post Offices, CSC, and Vodafone etc.

8.14 The State has also taken a number of steps for rehabilitation of Blind, Deaf, Disabled and Mentally Retarded persons. Under this scheme, in the age of 18 years and above disabled persons, residing in the State, who have no other financial support and her own monthly income from all sources is

below the minimum wages of unskilled labour as notified by Labour Department, are being provided pension at the rate of ₹ 1,600 per month per beneficiary. 1,42,746 disabled persons are covered under this scheme upto December, 2016. Out of which number of female beneficiaries are 40,982. Under this scheme rate of allowance is increased from ₹ 1,400 to 1,600 per month w.e.f. 1st November, 2016 (payable in December, 2016). At present the State Government has decided that the disbursement of allowance is made through various Banks & Post Offices, CSC, and Vodafone etc. Scholarships ranging between ₹ 400 to ₹ 1,000 per month were given to physically

challenged students. Un-employment allowance to the educated physically challenged persons (70%) are being given between ₹ 500 to ₹ 1,000 per month and in the case of persons having 100% disability, the rates of un-employment allowance was ₹ 1,000 per month to Matric/Middle Pass Diploma Holder, ₹ 1,500 per month to Graduate/Matric Pass Diploma Holder and ₹ 2,000 per month to Post Graduate/Graduate Pass Diploma Holder. The State Government has decreased the eligibility criteria from 70 percent to 60 percent to all the categories of disabled persons under the scheme 'Pension to differently abled persons'.

Table: 8.1- Beneficiaries and Expenditure incurred on Social Security Schemes.

Sr. No	Name of Scheme	2015-16		2016-17 (upto Dec., 2016)	
		No. of beneficiaries	Amount incurred (in lakh)	No. of beneficiaries	Amount incurred (in lakh)
1.	Old Age Samman Allowance	1368551	205424.32	1419593	22713.49
2.	Financial Assistance to Destitute Women & Widows.	585653	87511.58	624103	9985.65
3.	Rehabilitation of Blind, Differently Abled and Mentally Retarded Persons:				
	(i) Pension to Differently Abled Persons	135192	20373.31	142746	2283.94
	(ii) Scholarship to Differently Abled Students	4190	219.39	3570	52.46
	(iii) Unemployment Allowance to Educated Differently Abled Persons	870	8.90	170	1.73
	(iv) Financial Assistance to Non-School going Differently Abled Childrens	7014	70.14	7014	70.14
4.	Ladli Social Security Allowance	29158	466.53	29158	466.53
5.	Others:				
	(i) Financial Assistance to Destitute Childrens	88703	10149.29	105408	1240.64
	(ii) Aam Admi Bima Yojna/ Janshree Bima Yojna	12000 (families)	308.71	0	211.25
	(iii) Family benefit Scheme	3185	636.90	815	317.06

Source: Social Justice and Empowerment Department, Haryana.

8.15 To remove the sense of economic insecurity in the mind of parents who have only daughters, Ladli Social Security Allowance Scheme was implemented w.e.f. 1st January, 2006. Under this scheme, the rate of allowance is ₹ 1,600 per month per beneficiary and allowance is being paid to the families from the 45th birthday of the father/mother, who so ever is older of the two till their 60th birthday i.e. for 15 years. Thereafter, they are eligible for Old Age Samman Allowance. 29,158 beneficiaries are covered under this scheme upto December, 2016. Out of which numbers of female beneficiaries are 11,708. Under this scheme rate of allowance is increased from ₹ 1,400 to 1,600 per month w.e.f. 1st November, 2016 (payable in December, 2016). At present the State Government has decided that the disbursement of allowance is made through various Banks & Post Offices, CSC, and Vodafone etc. No. of beneficiaries and expenditure incurred on social security schemes is given in **Table 8.1.**

WELFARE OF FREEDOM FIGHTERS

8.16 The State Samman Pension of Freedom Fighters/their Widows of the Haryana State have been increased from ₹ 20,000 to ₹ 25,000 per month (including fixed medical allowance at the rate of ₹ 750 per month) w.e.f. 1.4.2014. After death of Freedom

Fighters and their spouse, the State Samman Pension will be transferred further to their unmarried unemployed daughters and disabled unmarried unemployed sons with 75 percent disability. If there are more than one eligible children, they will get proportionate share in the pension. In addition to Samman Pension, some other schemes/facilities have also been extended to the Freedom Fighters/their Widows and their dependents which are as under:-

- On the death of Freedom Fighter of the State, funeral expenses amount has been enhanced from ₹ 1,500 to ₹ 5,000 w.e.f 3.7.2009.
- Financial assistance to the Haryana State Freedom Fighters/INA personnel and their widows for the marriage of their daughters, grand daughters and dependent sisters has been increased from ₹ 21,000 to ₹ 51,000 w.e.f 20.8.2009 in each case even though more than one marriage is solemnized in a year.

WELFARE OF DEFENCE PERSONNEL

8.17 The State Government is committed for the welfare of Defence Personnel, Ex-Defence Personnel and their families in recognition to the service and supreme sacrifices made by them. The State Government is providing One Time Cash Award to Gallantry Award Winners. The amount of Cash Awards being paid to Gallantry Award Winners (War Time and Peace Time) is given in **Table 8.2.**

Table 8.2- One Time Cash Award to Gallantry Award Winners.**(in ₹)**

Sr.No.	WAR TIME GALLANTRY AWARD	One Time Cash Award
1	Paramvir Chakra	2,00,00,000
2	Mahavir Chakra	1,00,00,000
3	Vir Chakra	50,00,000
4	Sena /Nao/Vayu Sena Medal (Gallantry)	21,00,000
5	Mention-in-Despatches (Gallantry)	10,00,000
	PEACE TIME GALLANTRY AWARD	
1	Ashok Chakra	1,00,00,000
2	Kirti Chakra	51,00,000
3	Shaurya Chakra	31,00,000
4	Sena /Nao/Vayu Sena Medal (Gallantry)	10,00,000
5	Mention-in-Despatches (Gallantry)	7,50,000

Source: Rajya Sainik Board, Haryana.

8.18 The State Government is also providing the Annuity to Gallantry Award Winners prior to 5.10.2007. The

amount of Annuity being paid to Gallantry Award Winners is given in **Table 8.3.**

Table 8.3- Annuity to Gallantry Award Winners.**(in ₹)**

Sr. No.	Annuity to Gallantry Award Winners	Annuity
1	Paramvir Chakra	3,00,000
2	Ashok Chakra	2,50,000
3	Mahavir Chakra	2,25,000
4	Kirti Chakra	1,75,000
5	Vir Chakra	1,25,000
6	Shaurya Chakra	1,00,000
7	Sena /Nao/Vayu Sena Medal (Gallantry)	50,000
8	Mention-in-Despatches (Gallantry)	30,000

Source: Rajya Sainik Board, Haryana.

8.19 The State Govt. is also providing the Financial Assistance to all Defence Forces personnel's. The amount

of Financial Assistance being paid is given in **Table 8.4.**

Table 8.4 - Financial Assistance to Defence Forces Personnel's

		(in ₹)
Sr.No.	Financial Assistance	Amount
1	F.A. to widows of ESM and ESM of above 60 yrs age (enhanced from ₹ 2000 to ₹ 3000 w.e.f 1.11.2016 and there will be annual increase of ₹ 400 per year/every year w.e.f. 1.11.2017) FA to WW II veterans and their Widows	3,000 4,500
2	F.A. to Para/Tetra Hemi Plegic ESM (enhanced from ₹ 1500 to ₹ 3000 w.e.f 1.11.2016 and there will be annual increase of ₹ 400 per year/every year w.e.f. 1.11.2017)	3,000
3	F.A. to Orphan Children of ESM (enhanced from ₹ 2000 to ₹ 3000 w.e.f 1.11.2016 and there will be annual increase of ₹ 400 per year/every year w.e.f. 1.11.2017)	3,000
4	F.A. to Disabled ESM (enhanced from ₹ 1500 to ₹ 3000 w.e.f 1.11.2016 and there will be annual increase of ₹ 400 per year/every year w.e.f. 1.11.2017)	3,000
5	F.A. to Blind ESM (enhanced from ₹ 1500 to ₹ 3000 w.e.f 1.11.2016 and there will be annual increase of ₹ 400 per year/every year w.e.f. 1.11.2017)	3,000
6	Grant-in-Aid to RIMC (enhanced from ₹ 35,000 to ₹ 50,000 w.e.f. 1.4.2017) and FA to cadets/Gentlemen Cadets for undertaking the training successfully at NDA/OTS/IMA Naval and air force academy and any other Defence Academy of National Status	50,000 1,00,000
7	F.A. to war widows of Defence Forces Personnel's in addition to Family Pension already getting from GOI (enhanced from ₹ 2000 to ₹ 3000 w.e.f 1.11.2016 and there will be annual increase of ₹ 400 per year/every year w.e.f. 1.11.2017)	3,000

Source: Rajya Sainik Board, Haryana.

8.20 One time cash award to Awardees is also paid by State Govt. and Yudh Seva Medal/Distinguished Service is given in **Table 8.5.**

Table 8.5- Financial Assistance to All Defence Forces Personnel's

		(in ₹)
Sr. No.	Name of Award	One Time Cash Award
1	Sarvotam Yudh Seva Medal	7,00,000
2	Uttam Yudh Seva Medal	4,00,000
3	Yudh Seva Medal	2,00,000
4	Param Vishist Seva Medal	6,50,000
5	Ati Vishist Seva Medal	3,25,000
6	Vishist Seva Medal	1,25,000

Source: Rajya Sainik Board, Haryana.

8.21 Haryana Govt. is providing incentives to Sena Medal, Distinguished Service/ Devotion to duty awardees of the Defence Forces personnel are is given in **Table 8.6.**

Table 8.6- Incentives to Sena Medal Awardees of the Defence Forces

Sr. No.	Name of Award	One Time Cash Award (in ₹)	Annuity (in ₹)
1	Sena Medal Distinguished Service/Devotion to duty who got the award on or after 31.3.2008 and before 19.2.2014	34,000	3,500
2	Sena Medal, Distinguished Service/Devotion to duty who got the award on or after 19.2.2014	1,75,000	-

Source: Rajya Sainik Board, Haryana.

8.22 The State Govt. provides independence Gallantry Award Winners Monetary Allowance/Pension to the Pre- and their Widows in given **Table 8.7.**

Table 8.7- Monetary Allowance/Pension to the Pre-Independence Gallantry Award Winners and their Widows

(in ₹)

Sr. No.	Name of Award	Monetary Allowance/ Pension
1	Victoria Cross	15,000
2	Military Cross	10,000
3	Military Medal	5,000
4	Indian Order of Merit	3,000
5	Indian Distinguished Service Medal	2,000
6	Mention-in-Despatches (only Pre-Independence Gallantry Awardees)	2,000

Source: Rajya Sainik Board, Haryana.

8.23 The State Government is providing Govt. service of Class-III and IV to any one dependent of the Martyrs of Defence Forces Personnel on ex-gratia basis. In addition, the State Government is also providing the Ex-gratia Grant to the martyrs. The grant of ex-gratia admissible under the policy/instructions shall be given in all cases of "Battle Casualty," as declared by the Defence Authorities, irrespective of any operation or any specified area of operation as notified by Govt. of India, which

EMPLOYMENT

8.24 The Employment Department, registers applicants for their placement against notified jobs, provides vocational guidance to job seekers & collects employment data from establishments in the organized sector. The Employment

8.25 Implementation of IT activities have been the key to successfully carry

occurred on or after 24.3.2016. The amount of ex-gratia grant is enhanced from ₹ 20 lakh to ₹ 50 lakh w.e.f 2.8.2016 and in case of disability the amount is ₹ 5 lakh to ₹ 15 lakh depending upon the percentage of disability due to War, Militant, I.E.D. blast battle casualties in operational area or specific area of operation as notified by Govt. of India. This amount will be in addition to the financial assistance given by the Government of India.

Department registers applicants for their placement against notified jobs, under the provisions of CNV Act 1959 provides vocational guidance to job seekers & collects employment data from establishments in the organized sector.

out the objective of the Department. The Department is successfully registering

the Job seekers in the department “Liver Register” through online applications on www.hrex.org portal. In the Financial Year 2016-17 (till 31.12.2016) total 8,15,864 job seeker have registered in the “Live Register” of the different exchange throughout Haryana. A new on-line service of Employer Registration has been provided wherein employers can register themselves on our website and

they can directly check the eligible candidate’s data according to their requirement.

8.26 The information relating to employment in Organized Sector and number of unemployed persons & number of qualified job seekers registered with Employment Exchanges in the State is given in **Table 8.8 to 8.10.**

Table: 8.8 – Employment in Organized Sector in the State.

(As on 31st December, 2016)

Type of Establishment	Number of persons employed	
	2015	2016 (P)
Public Sector		
(i) Central Govt.	19,272	19,230
(ii) State Govt.	2,38,984	2,37,658
(iii) Quasi Govt. (Central/State)	94,197	92,978
(iv) Local Bodies	12,897	12,658
Sub-Total	3,65,350 (43.58)	3,62,524 (42.91)
Private Sector	4,72,949 (56.42)	4,82,287 (57.08)
Total	8,38,299 (100.00)	8,44,811 (100.00)

Source : Employment Department, Haryana.

Table: 8.9 – Unemployed Persons Registered with Employed Exchanges.

(As on 31st December, 2016)

Educational Qualification	No. of Unemployed Person Registered	
	2015	2016(P)
Uneducated		
Below Matric/Illiterates & Others	1,28,257 (16.26)	1,42,146 (17.42)
Educated		
(i) Matric	1,82,411	1,73,212
(ii) Hr.Secondary (Under 10+2)	3,15,909	3,17,144
(iii) Graduates	1,27,702	1,45,426
(iv) Post Graduates/ M.Phill/ Ph.D.	34,376	37,936
Sub-Total	6,60,398 (83.74)	6,73,718 (82.57)
Total	7,88,655 (100.00)	8,15,864 (100.00)

Source: Employment Department, Haryana.

Table: 8.10 –Qualified Job Seekers Registered with Employment Exchanges.(As on 31st December, 2016)

Category	No. of Job Seekers	
	2015	2016(P)
1	2	3
I Engineering Personnel		
(i) Graduates Engineers	5,075	6,122
(ii) Diploma Engineers	10,271	11,453
(iii) I.T.I. Trained Persons	25,492	27,014
Sub-Total-I	40,838 (39.70)	44,589 (39.09)
II Medical and Para-Medical Personnel		
(i) Allopathic Doctors (MBBS/MD/MS)	150	142
1	2	3
(ii) Ayurvedic and Unani Doctors	145	141
(iii) Dentists	63	66
(iv) Graduate in Homoeopathy	20	18
(v) Para-Medical	4,611	4,192
Sub-Total-II	4,989 (4.85)	4,559 (3.99)
III Agricultural Veterinary Personnel		
(i) Agricultural Graduates/ Post Graduates	212	211
(ii) Veterinary Graduates/ Post Graduates	15	15
Sub-Total-III	227 (0.22)	226 (0.19)
Sub-Total- I-III (Technical Personnel)	46,054 (44.77)	49,374 (43.28)
IV Teaching Personnel		
(i) J.B.T. Teachers	9,655	13,211
(ii) Art & Craft Teachers	-	-
(iii) B.Ed/M.Ed, Teachers/ (Sc., Maths, SS& others)	42,203	46,273
(iv) P.T.I./D.P.Ed/M.P.Ed Teachers	3,121	3,229
(v) Language Teachers	1,843	1,978
Sub-Total-IV (Non-Technical Personnel)	56,822 (55.23)	64,691 (56.71)
Total –I to IV	1,02,876 (100.00)	1,14,065 (100.00)

Source: Employment Department, Haryana. P: Provisional

Saksham Yuva Scheme

8.27 The Government of Haryana has started “Saksham Yuva” scheme on 1st November, 2016 on the occasion of Haryana Sawarn Utsav to provide unemployed allowance and honorarium to the eligible post-graduate youths of Haryana in lieu of 100 hours of honorary work, Under the scheme ₹ 3,000 will be given as unemployment allowance and ₹ 6,000 for honorary assignment to eligible registered post graduates.

8.28 Under the Scheme of Un-Employment Allowance an amount of ₹ 13.08 crores was disbursed by the department to 24,826 beneficiaries from 1.4.2016 to 31.12.2016. Under “SAKSHAM” there is provision of ₹ 3,000 as monthly unemployment allowance and up to ₹ 6,000 (per month) as honorarium for honorary assignment for eligible post graduate youths. The balance amount of ₹ 31.91 crore will be spent out of the sanctioned amount of ₹ 45 crores till the last quarter of 2016 that will end on 31.3.2017.

8.29 For providing the good quality and skilled candidate to the employers of the Private Sector, the department has opened the Private Placement Consultancy and Recruitment Services Centers in Nine Districts. 1,467 applicants have been placed through sixteen job fair from 1.4.2016 to 31.12.2016.

8.30 Model Career Counseling centre has been established at Hisar with the help of GOI to furnish information related to education, Internship, Skill

Development Courses, Vocational Training Programmes, Professional Courses, Career Counseling and guidance related to various Government schemes. The Centre shall be IT intensive model to cater to various demands of unemployed persons and the Employers. For this purpose ₹ 25 lakh from GOI have been released.

8.31 For the year 2016-17 total budget of ₹ 70-71 crores was sanctioned, ₹ 69.93 crore for the Non- Plan schemes and ₹ 78 lakh for Plan schemes. The total budget proposal for the year 2017-2018 has been proposed to enhance the budget provision to the tune of ₹ 100 crores for Non- Plan schemes and ₹ 2.25 lakh for Plan schemes.

LABOUR WELFARE

8.32 The main function of the Labour Department, Haryana is to maintain Industrial peace and harmony in the State and to ensure Safety, Health and Welfare of the workers. The Department is fully aware of the economic needs of workers. In this regard the rates of Minimum wages are fixed or revised from time to time. The rates of minimum wages of the unskilled workers in the State had been revised at the rate of ₹ 7,600 per month on 1.11.2015. At present, the rates of minimum wages w.e.f 1.7.2016 in category of namely Unskilled, Semi Skilled (A), Semi Skilled (B), Skilled (B), Skilled (A) and Highly Skilled are ₹ 8,070.44, ₹ 8,473.96, ₹ 8,897.65, ₹ 9,342.53, ₹ 9,809.66 and ₹ 10,300.14 (per month).

8.33 To encourage employment of women in the Information Technology and I.T enabled industries in the State, permission under Punjab Shops and Commercial Establishments Act, 1958 have been relaxed for women to work in night shifts with mandatory mechanism for adequate protection during working hours and for employers to take full responsibility for the security and transportation of their women employees. A total 121 number of establishments have been granted exemptions u/s 30 of the said Act and 26,717 women employees have been benefited during the period 1.1.2016 to 31.12.2016.

8.34 In district Panipat, Faridabad and Yamunanagar, three rehabilitation centers have been established for destitute and migrant child labour in which free services are provided for accommodation, vocational education and food. For the financial year 2016-17, the State Government has sanctioned a budget of ₹ 78.20 lakh.

8.35 Third Party Certification: Labour Department has notified “Third Party Certification/Audit Scheme” for the factories, shop and commercial establishment in the State to liberalize the enforcement of labour laws in pursuance of implementation of the ‘Business Reform Action Plan 2016-Ease of Doing Business” as formulated by the Department of Industrial Policy and Promotion, Ministry of Commerce and Industry, Government of India. This Scheme aims to simplify the business regulations (Ease of Doing Business), to facilitate the entrepreneurs for making the compliance of the provisions of the Factories Act, 1948 and other Labour Laws and Rules framed there-under and

to curtail unnecessary visit of inspecting officers.

8.36 Transparent Inspection Policy: The Labour Department Haryana has formulated Transparent Inspection Policy to implement various provisions related to safety, health, welfare and other conditions of employment under various labour laws with the following objectives.

- To achieve the objective of simplifying business regulations.
- To regulate the implementation of statutory provisions under various labour laws in a transparent and accountable manner through wide scale adoption of technology and innovation.
- To protect the rights of workers in relation to their Safety, Health and Welfare as also other conditions of employment in the spirit and manner as envisaged in the law.
- To eliminate the arbitrariness and adhocism in the actions of inspecting authorities as also to curb the malpractices and harassment of the industrial and other establishments with a view to improve the ease of doing business.

8.37 Self Certification Scheme: “Self Certification Scheme” has been notified by the Labour Department for factories, shops and commercial establishments in the State to liberalize the enforcement of labour laws in pursuance of implementation of the ‘Business Reform Action Plan 2016. Ease of Doing Business” with the objective to curtail visits of Government

officials for inspection of those units who opt for this Scheme without compromising on the safety, health,

8.38 Haryana Silicosis Rehabilitation Policy: Haryana Silicosis Rehabilitation Policy has been framed by the Labour Department, Haryana. Silicosis is an incurable lung disease which may occur at the Silicosis prone workplaces i.e. factories such as: Stone Crushers, Coal fired Thermal Power Plants, Construction Sites and Mines. This policy shall ensure the treatment, Compensation, rehabilitation and includes provision of various welfare measures to the workers suffering from the incurable disease of Silicosis and their family members.

BUDGET

8.39 The current Plan budget for the year 2016-17 is ₹ 918.15 lakh out of which ₹ 169.11 lakh has incurred till December, 2016.

Achievements

8.40 Various schemes are being run by Haryana Building & Other Construction Workers Welfare Board like Maternity Benefit, Paternity Benefit, Financial Assistance for Education, Grant for purchase of tools, Sewing Machine, Bicycle, benefits under the Mukhya Mantri Samajik Suraksha Yojna, Fare for visiting Home Town, grant for Travelling to certain pilgrims/excursion, Financial Assistance on Marriage of Children, Health Insurance Scheme, Financial Assistance for treatment of Chronic Diseases, Old Age Pension Scheme, Family Pension Scheme for family of

SPORTS AND YOUTH AFFAIRS

8.42 Players from Haryana have played a key role in country's upsurge in international sports arena in recent time. Olympic Games were held at Rio (Brazil)

social security and welfare of the workers as provided under various labour enactments.

deceased worker, Assistance/Pension for Disability during service, Assistance on death of a worker and for Funeral, Mukhya Mantri Mahila Nirman Shramik Sammaan Yojna, Assistance for purchase of House etc. An amount of ₹ 61.47 crore has been spent for extending benefits to 64,751 beneficiaries from 1.1.2016 to 31.12.2016.

Haryana Labour welfare Board

8.41 Various welfare schemes are being run by the Haryana Labour Welfare Board like Kanyadaan-Assistance for marriage of daughter, Scholarship, Financial assistance for purchase of Spectacles, Financial Assistance to worker in case of accident, death while in service, Financial assistance for cremation, assistance to widow/ dependent of deceased worker, Maternity benefit, Financial assistance for Dental Care, Artificial limbs, Hearing Aids, Tri-cycle; Assistance to workers having children with mental disability or visually challenged children; Assistance for purchase of Bi-cycle, Sewing Machine; LTC, State Level Competitions in Sports and Cultural activity; and Mukhyamantri Shramik Samajik Suraksha Yojana of the worker etc. An amount of ₹ 2,944.06 lakh have been spent for extending benefits to 39,009 beneficiaries from 1.1.2016 to 31.12.2016.

from 5th to 21st August, 2016 in which 2 medals (one silver and one bronze medal) won by India out of which one bronze medal was won by Haryana. Similarly, Para Olympic Games were held at Rio (Brazil) from 7th to 18th September, 2016

in which 4 medals (Two gold, one silver and one bronze medal) won by India out of which one silver medal was won by Haryana.

8.43 In Olympic Games, one bronze medal was won by Km. Sakshi Malik in wrestling and she was honoured with a cash award of ₹ 2.50 crore by the Department of Sports & Youth Affairs, Haryana as per Sports Policy-2015. Similarly, in Para Olympic Games a silver medal was won by Smt. Deepa Malik in para athletics (shot put) and she was honoured with cash awards of ₹ 4 crore by the department. In Olympic Games, a contingent of 116 sports persons from country participated out of which 20 players were from Haryana State. As such 17 percent sports person participated from part of Haryana State. In Para Olympic Games-2016, a contingent of 19 sports persons from country participated out of which 10 players were from Haryana State. As such about 53 percent sports person were from Haryana State being 2 percent population of state in whole country.

8.44 In addition to above, Department of Sports & Youth Affairs, Haryana is being honoured to 19 and 9 sports person who have not won any medal but only participated in Rio Olympic Games and Para Rio Olympic Games-2016 respectively with a cash award of ₹ 15 lakh each. So in this way Cash prizes of ₹ 4.20 crore will be given to these 28 participants. The coaches of medal winners will also be honoured with a cash award by the department with a cash award of ₹ 10 lakh each.

Infrastructure

8.45 The State Government has started some major sports infrastructure facilities of international standard out of

its resources. Some major sports infrastructure to be developed by the department for which ₹ 18 crore for the construction of facilitation centers in 18 districts (₹ 1 crore each district) in district level stadium & ₹ 2.66 crore for the renovation of Shivaji Stadium, Panipat, laying of athletic synthetic track at Bhim Stadium, Bhiwani of ₹ 3 crore and ₹ 20 crore for up-gradation of stadium (construction of stadium, IAAF approved Synthetic track, FIFA approved artificial Football track) in War Hero's Memorial Stadium, Ambala Cantt.

Sports Equipments

8.46 During the current financial year 2016-17, there is a budget provision of ₹ 15 crore. The matter is under process with Supplies and Disposal Department, Haryana for the purchase of sports equipments for providing these equipment in coaching centres, nurseries, academies and wrestling Akhara etc. In addition to this, sports equipments for ₹ 1.30 crore under SC component scheme is also being purchased through Supplies & Disposal Department, Haryana during the current financial year.

8.47 In the year 2016-17, the department organized different youth programmes and activities. These are, adventure sports like basic water sports course at Regional Water Sports Centre. Two water sports camps organized at Pongdam (H.P.) & four river rafting camp Kodiala, Rishikesh (UK). High Altitude two Trekking Camps at Narkanda & two camps at Manali (HP). District level dance, drama, music, cultural workshops have been organized in all districts. District level Youth Festival has been organized in all districts from 1st November to

24th November, 2016. State Youth Festival was organized from 3rd to 5th January, 2017. National Youth Festival has been organized in the month of 12th to 16th January, 2017. Two Adventure programme will be organized at the Bharat Scouts & Guides National Adventure Institute, Panchmari (MP) in the month of March, 2017.

8.48 State Level under 19 swimming competitions has been organized from 13th to 15th July, 2016 at Motilal Nehru School of Sports, Rai (Sonipat). Approximately 270 boys and 140 girls have participated in this competition. On the occasion of Balmiki Jayanti, the state level Archery competitions have been organized from 15th to 16th October, 2016 at Faridabad. In which 84 boys and 84 girls have participated in this competition.

8.49 On the occasion of Swaran Jayanti Year the State level Football competitions was organized from 7th to 9th November, 2016 at Karan stadium, Karnal & in this competitions 378 players of football teams has taken participation from all districts. State level civil services tournaments of various games were organized from 16th to 18th November, 2016 at Panchkula, Ambala & Sonipat. During the year 2015-16 the budget provision for the Sports & Youth Affairs department was ₹ 274.57 crore and in the financial year 2016-17 budget provision is of ₹ 401.18 crore.

TOURISM

8.50 The main activity of the Tourism Department is to develop tourism infrastructure and promote tourism in the State both in Public Sector and Private Sector. The development activities are funded by the State through

its annual plan budget. Haryana Tourism currently has a network of 43 Tourist Complexes having 839 rooms, 15 Dormitories, 42 Restaurants, 36 Bars, 54 Convention Centers/Banquet/Conference/Multipurpose Halls, 5 Fast Foods, 1 Golf Course and 14 Filling Stations. Haryana is the only State in which five Institute of Hotel Management affiliated with the apex body of Hospitality Education in country i.e. National Council for Hotel Management & Catering Technology, Noida (Set up by Ministry of Tourism, Government of India) are functioning at Kurukshetra, Rohtak, Faridabad, Panipat & Yamunanagar.

Krishna Circuit

8.51 Tourism in Haryana cannot be imagined without Kurukshetra-the Land of Song Divine where Lord Krishna expounded the eternal Bhagwad Gita during the epic battle of Mahabharata. Haryana Tourism has played a pivotal role in upholding the town's legendary past and making it accessible to visitors. At Jyotisar, a Light and Sound show is being run by Haryana Tourism daily in the evening. The Ministry of Tourism, Government of India has identified Kurukshetra under the Krishna Circuit to develop its tourism infrastructure and highlight it worldwide. Accordingly, the State Government has shortlisted Sanhit Sarove, Narkatri, Braham Sarover, Jyotisar as well as Kurukshetra city for development. A 3-D multimedia show on various themes from Srimad Bhagwad Geeta & Mahabharata and a Theme Park complex replicating the original 48 kos Mahabharata war area have been included in this innovative project by the Department of Tourism, Government of Haryana. This scheme is being funded by the Ministry of Tourism, Govt. of India

and the Department of Tourism, Government of Haryana has submitted a Detailed Proposal/Detail Project Report (DPR) of ₹ 99.51 crores to Govt. of India. Against this proposal, Ministry of Tourism, Government of India, issued sanction for an amount of ₹ 97.34 crores lakh and also released the funds of ₹ 19.48 crores.

Heritage Circuit Rewari-

Mahendergarh-Madhogarh-Nanaul

8.52 The proposal for development of Tourism Infrastructure Heritage Circuit for Rewari-Mahendergarh- Madhogarh under Swadesh Darshan Scheme for ₹ 48.11 crore has been sent to Government of India, Ministry of Tourism for sanction/release of funds, which is awaited.

Meetings, Incentives, Conferences and Exhibitions (MICE) Tourism

8.53 Haryana Tourism has been very proactive in projecting the State as a pertinent centre for trade and commerce by developing a host of reputed Convention Centres that cater to the Meetings, Incentives, Conferences and exhibitions (MICE) segment. These Conventions Centres have come up at Hotel Rajhans in Surajkund; Tilyar lake, Rohtak; Red Bishop, Panchkula, Flamingo, Hisar, Parkeet, Pipli, Gauriyya, Bahadurgarh and Grey pelican, Yamunanagar. In addition, convention centre/hall is also under construction at Pipli, Jagdhari, with estimated cost of about ₹ 8.84 crores.

Swaran Jayanti Sindhu Darshan and Mansarover Yatra

8.54 Haryana Government has decided to provide financial assistance of ₹ 10,000 per person for Sindhu Darshan Yatra, ₹ 50,000 per person for Kailash

Mansarovar Yatris and ₹ 6,000 per person to for Swarna Jayanti Guru Darshan Yatra Scheme 2016 for Sri Hazoor Sahib Gurudwara (Nanded Sahib), Sri Nankana Sahib, Sri Hemkund Sahib and Sri Patna Sahib upto 50 persons/pilgrims or 50 percent of actual expenditure per person to encourage these Yatris. Accordingly, ₹ 30 lakh have been provided in the annual plan 2016-17 for this purpose.

Fairs and Festivals

8.55 The 30th Surajkund International Crafts Mela has been successfully held from 1st-15th February, 2016 at Surajkund, Faridabad, Haryana. Hon'ble Chief Minister, Haryana inaugurated the Surajkund International Crafts Mela and Hon'ble Governor, Haryana was the Chief Guest for the closing ceremony of the mela. State of Telangana was the Theme State. At least 23 countries participated in the mela including China, Japan, Congo, Maldives, Tunisia, Seychelles, Malaysia, Namibia and Egypt taking part in the mela for the first time and also the State of India participate in the Mela. Similarly, famous Mango Mela at Pinjore was organized on 2nd and 3rd July, 2016. The festival has been a great attraction for the tourists. The Mela is much awaited annual event that celebrates Mango as the 'King of Fruits'. The Mango Mela is a fun-filled fiesta that provides an excellent opportunity to the public to see and taste good quality of mangoes and be a part of various activities and events organized during the Mela. A large number of mango growers of Haryana, Punjab, Himachal Pradesh, Uttar Pradesh and Uttarakhand have participated and exhibit different mango variety and mango products were on

display. A plan outlay of ₹ 4308.25 lakh for tourism promotion has been provided for the year 2016-17 against which an

ENVIRONMENT

8.56 Environment Department, Haryana exercises administrative control over functioning of State Environment Impact Assessment Authority and Nodal Office between State Government and Haryana State Pollution Control Board. State Level Steering Committee on Climate Change has approved funds of ₹ 4,204 crore as required by the line departments for 5 years to be incorporated in the State Action Plan On Climate Change as per observation of the National Steering Committee. The Department has purchased a one acre plot at approximate cost of ₹ 8,00,50,500 crore to establish Environment Training Institute, at IMT Manesar for enhancing competency level of different stakeholders about environment related issues.

8.57 The Department is vigorously implementing various enactments to tackle the environmental pollution problems viz the Water (Prevention & Control of Pollution) Act, 1974, Air (Prevention & Control of Pollution) Act, 1981, Environment (Protection) Act, 1986 and Rules made there under, for Prevention & Control of Water & Air Pollution and Maintain Wholesomeness of Water and Air in the State. The implementing agency is Haryana State Pollution Control Board and Department of Environment exercise administrative control over the functioning of HSPCB.

Achievements

8.58 The Haryana State Pollution Control Board has categorized the industrial units and other projects under Red, Orange and Green category on the

expenditure of ₹ 2733.88 lakh has been incurred.

directions of CPCB based upon their pollution potential. However, the Board has exempted green category of less polluting industries from the consent management. The period of consent to operate has been increased from 2 to 5 years for Red category, from 3 to 10 years for Orange category of industries/projects and 15 years for green category of industries/projects. The period of CTE has been increased to 5 years or more for all categories of industries. The procedure for extension of CTE and renewal of CTO has been simplified by introducing the auto renewal system on basis of self certification by the industries. The Board has delegated the powers to its Regional Officers for grant/refusal of consent to establish and consent to operate applications under Water (Prevention & Control of pollution) Act, 1974, Air (Prevention & Control of pollution) Act, 1981 and authorization under Hazardous Waste (MH & TM) Rules, 2008 in respective area of jurisdiction for red and orange category of industries with an investment upto ₹ 10 crore or CLU cases upto 1 acre in confirming area. It has been decided that no document for obtaining CTE/CTO/Authorization will be submitted in hard copy but all the documents will be submitted by the units through OCMMS. The Board has issued the inspection policy regarding inspection of industries/projects by the officers of the Board for implementation of various Environmental Acts/Rules due to which unwanted and unnecessary inspection of industries by the officers of the Board will be controlled and regulated in a

transparent manner. The Board has developed the inspection module for selection of industries/projects for inspection based on computerized risk assessment. Information on the procedure and a comprehensive list of all documents that need to be provided to the Board for obtaining clearances under various Environmental Acts/ Rules has been made available on the website of the Board. The system for downloading the digital signed approved certificates from the online portal, has been developed and implemented since January, 2016 that allows the applicant of CTE/CTO and Authorization (HWM) to download the same from OCMMS. The system has been developed and implemented that allowed third parties to easily verify approved certificates for CTE/CTO & Authorization (HWM) of any project/industry of Haryana in the public domain.

8.59 The Board has started online processing of applications for Consent to Establish, Consent to Operate required by every Red/Orange category of industries/projects. Under the provisions of The Water (Prevention and Control of Pollution) Act, 1974 & Air (Prevention and Control of Pollution) Act, 1981. Authorization of services under Hazardous Waste (Management, Handling and Transboundary Movement) Rules, 2008 w.e.f. January, 2013. These applications are being processed by the Board only through online consent management system w.e.f. 1.4.2013.

8.60 The system for payment gateway has already been developed by the NIC Delhi and implemented. The industries can make payment for obtaining consent to establish and consent to operate through ePayment

gateway instead of depositing through bank draft. As per provisions of above said Acts/Rules a time limit of 120 days has been prescribed in the relevant Acts/Rules to decide the CTE/CTO/ Authorization applications. However to achieve the objective of the Haryana Enterprise Promotion Policy, 2015, the Board has already issued the instructions on 20.10.2015 for clearances of CTE within 55 days in normal circumstances, if the case is complete and not referred back to the field office and 65 days in case it is referred back to the field office to get it completed which is close to 60 days.

8.61 The installation of online monitoring system in the highly polluting industries. Since it is costly, therefore the process of installing online monitoring systems has been commenced in first phase in the Highly Polluting Industries and common treatment and disposal facilities for monitoring of effluent and air emissions quality for which directions has been issued by the Board. In first phase 101 large and medium scale industries/ projects of highly polluting in nature and CTDF have been covered for installation of online monitoring system. So far 67 no. of industries have installed online monitoring devices and 42 no. have already started displaying online data for effluent and air emissions by installing server in the board or through cloud server hired by them.

8.62 The Board has recognized 16 Laboratories of Private Sector and 2 Laboratories of Public Sector under Water (Prevention and Control of Pollution) Act, 1974 & Air (Prevention and Control of Pollution) Act, 1981 to facilitate industries for analyzing their samples of effluent/air emissions for

consent purposes besides their own 4 Laboratories during the year 2016-17. Dyeing units operating in residential areas of Panipat are being relocated in newly developed Industrial Estate Sector 29, Part-II, so that polluted effluents are effectively treated through Common Effluent Treatment Plant and monitored as well as environmental contamination of ground water is avoided. For this purpose 498 plots has been allotted to various dyeing units. Out of 498 plots allotted, possession has been given for 494 plots and 357 units have been shifted to Sector 29, Part-II. For the treatment of effluent from these units, a Common Effluent Treatment Plant (CETP) of capacity 21 MLD is in operation and is running satisfactorily.

8.63 Gujarat Environment Protection and Infrastructure Ltd. (GEPIL) is operating a Common Hazardous Waste Treatment and Disposal Facility at Pali, Faridabad. This facility has incineration capacity of 12 to 14 tonne per day. The estimated life of the landfill site is 30 years. The Industrial units/projects covered under Hazardous Waste (Management and Handling & Transboundry Movement) Rules, 2008 are utilizing this facility for management and disposal of their Hazardous Waste.

8.64 The Gas Based Thermal Power Plant at Faridabad has installed online stack monitoring facility and linked to the network of the Central Pollution Control Board (CPCB). This ensures effective and continuous monitoring of pollution levels from remote location. Haryana State Pollution Control Board has set up four continuous Ambient Air Quality Monitoring Stations at Gurugram, Faridabad, Rohtak & Panchkula. Continuous data of Ambient

Air Quality is being monitored through main server and also being supplied to the CPCB. This has facilitated generation of Ambient Air Quality data on continuous basis for better management of air quality. The Bio Chemical Oxygen Demand (BOD) level in the water of River Yamuna at village Palla before entering in Delhi territory remains well within permissible limits of 3 mg./ltr.

8.65 In order to preserve biological resources of the State, Haryana Bio-diversity Board has been constituted in pursuance of The Biological Diversity Act, 2002. The Board will help in documentation and preservation of biological resources of the State. It will also facilitate sharing of knowledge about biological resources of State among the stakeholders. The Haryana State Action Plan on Climate Change has been prepared after consultation with various Government Departments. State action plan was approved by State Steering Committee on climate change. The approved plan has been sent to Ministry of Environment and Forest, Government of India for further endorsement.

Proposed New Projects

8.66 The Department plans to establish Environment Training Institute at IMT Manesar for enhancing competency level of different stakeholders about environment related issues. Software has been prepared for authorization under The Biomedical Waste (Management & Handling) Rules, 1998 and for assessment under The Water (Prevention and Control of Pollution) Cess Act, 1977. Software Modules for laboratories, recyclers/reprocessors of hazardous waste and e-waste have also been prepared. This will save valuable time of the Board &

the industry. Online system will expedite clearances in time bound manner and bring efficiency & transparency in the consent system.

Directions Issued for Implementation of Zero Liquid Discharge

8.67 It has been decided to address the issue of pollution of river Ganga in the comprehensive and time bound manner under the National Ganga River Basin Authority (NGRBA). The thrust area had been identified including ensuring zero liquid discharge in the review making by the Hon'ble Prime Minister Office in the activities of the NGRBS on 6.1.2015. Accordingly the CPCB had issued direction u/s 18 (1) (b) of the Water (Prevention & Control of Pollution) Act, 1974 zero liquid discharge from the Distilleries, Pulp and Paper Mills, Sugar Mills and Textile industries and clusters. This would reduce pollution load in river systems substantially. The Board had issued directions to all the concerned stake holders for implementation of the action plan and will pursue for compliance of directions.

Installation of 3 More Continuous Ambient Air Quality Monitoring Stations

8.68 Board installed a continuous Ambient Air Quality Monitoring Stations (CAAQMS) at Faridabad on 50:50 fund sharing basis with Central Pollution

CO-OPERATIVES

8.70 Government has enhanced the sugarcane price to ₹ 320 per quintal, ₹ 315 per quintal and ₹ 310 per quintal for the Early Variety, Mid Variety and Late Variety, respectively against FRP (Fair and Remunerative Price) of ₹ 230 per quintal fixed by the Govt. of India. ₹ 77 crore has been provided

Control Board in the year 2010 in District Faridabad for Air Quality Management. Thereafter, three more CAAQMS were installed by the Board at Gurugram, Rohtak and Panchkula district head quarters in the year 2012 of its own. Data of all these four stations is displayed through display boards at prominent sites in the respective cities, in real time transmitting to the website/server of Central Pollution Control Board and Haryana State Pollution Control Board.

8.69 Board vide agenda item no. 173.25 has approved that the CAAQM stations may be installed at the Cities namely, (1) Panipat (2) Sonapat (3) Dharuhera (Rewari). Further Board vide agenda item no. 174.7 has approved that the stations may be installed at the Cities namely (1) Bahadurgarh (2) Karnal (3) Kaithal (4) Yamuna Nagar (5) One additional Station in Manesar (Gurugram) (6) One additional Station in Sector 55 and 56 Faridabad. After the approval of the Board the latest specifications of CAAQMS has been obtained from CPCB and technical committee of HSPCB has been constituted for scrutinizing specification and preparation of draft tender.

against budget provision of ₹ 400 crore to Cooperative Sugar Mills for making cane payment arrear to the cane growers during year 2016-17.

8.71 The Haryana Govt. has provided remunerative prices (₹) per litre paid in addition to existing rate to milk pourers of Cooperative Milk Societies during lean period i.e. 'April to September' under Mukhya Mantri Dugdh

Utpadhak Protsahan Yojana. Under the scheme the Subsidy of ₹ 2,450 lakh has already been released during the year 2016-17.

8.72 Interest rebate @ 50 percent is being provided by Haryana Govt. to good pay master of HSCARDB, who repay their finally. The members will get 50 percent subsidy on interest rate upto 31.3.2018. Interest rebate@4 percent is also been provided to loanee members of PACS who will avail crop loans up to 28.2.2018. The Good pay masters of PACS will get interest free loan (at zero percent).

8.73 The Govt. of Haryana has launched a scheme “ Loan to Vegetable and Fruit Grower Societies” to increase

production, Storage, Processing and Marketing of quality Vegetables & Fruits by providing loans to Fruit & Vegetable Societies. Similarly, in order to uplift women, the govt. has decided to launch another scheme “Loan to Women Cooperative Societies” for providing loans to the women cooperative societies engaged in a business activities (Manufacturing, trading, improving or provision of service). This scheme will be implemented at district level and the loan of ₹ 5 lakh will be provided by the Central Cooperative Banks, out of which subsidy portion of 20 percent or a maximum subsidy of ₹ 1 lakh will be provided to each society by the State Govt.

Table: 8.12- Achievements under 20-Point Programme.

Points/Items		Unit	2016-17 (upto Dec., 2016)	
			Targets	Achievement
01A	Mahatma Gandhi National Rural Employment Guarantee Act	Lakh Mandays	Non Targetable	59.46
06A	Houses Constructed (Indira Awas Yojna)	Number	19106	7877
06B	Houses Constructed-EWS/LIG Houses in Urban Areas	Number	472	453
07A03	Habitations Covered (Partially Covered & Slipped Back)	Number	500	34
08E	Institutional Delivery	Number in lakh	Non Targetable	343102
10A02	SC families assisted under SCA to SCSP & NSFDC	Number	8000	3303
10A03	SC students assisted under post matric scholarship	Number	Non Targetable	62659
12A	ICDS Blocks Operational (Cumulative)	Cumulative Number	148	148
12B	Anganwadis Functional (Cumulative)	Cumulative Number	25962	25962
15A1	Area Covered Under Plantation	Hectares	25093.52	25192
15A2	Seedlings Planted	Number in lakh	207.54	189.95
18D	Pump Sets Energized	Number	8800	8012

Source: Department of Economic and Statistical Analysis, Haryana.

20-POINT PROGRAMME

8.74 A number of programmes enlisted in the 20-Point Programme which addresses the needs and aspirations of the people have been undertaken. The targets and achievements under 20-point Programme are given in **Table-8.12**.

8.75 Under Mahatma Gandhi National Rural Employment Guarantee Act. (MGNREGA), any rural household seeking unskilled manual work could register its family with Gram Panchayat and obtain a Job Card. The Gram Panchayat was entrusted with the legal duty of providing at least 100 days work to the applicant within 15 days of the receipt of application. Upto December, 2016, 59.46 lakh mandays employment have been generated under this scheme in the State. Under Pradhan Mantri Awaas Yojana (Grameen), against the annual target of 19,106 houses, 7,877 houses have been constructed upto December, 2016. Under EWS/LIG houses in urban areas scheme, 453 houses have been constructed upto December, 2016 against

the target of 472 houses intimated by the department.

8.76 Under National Rural Drinking Water Supply Programme, habitations covered (Partially Covered & Slipped Back), the achievement of 34 habitations have been made against the targets of 500 habitations up to December, 2016.

8.77 The target of 8,000 SC families assisted under SCA to SCSP & NSFDC has been fixed by the department for the year 2016-17. Against this target, the achievement has been made of 3,303 families till December, 2016. Under Institutional Delivery scheme, 3,43,102 women have availed the benefit. 148 ICDS Blocks and 25,962 Anganwadies (cumulative) are in operation up to December, 2016 in the State. 25,192 hectares area have been covered under plantations and 189.95 lakh seedling have been planted. 8,012 pumpsets have been energized against the target of 8,800 pumpsets up to December, 2016.

Annexure 1.1 Annual Index of Industrial Production

Base Year 2004-05=100

Group	Description	Weight	Index		
			2012-13	2013-14	2014-15
15	Food products and beverages	54.98	163.4	187.4	173.5
16	Tobacco products	0.55	95.3	96.3	73.7
17	Textiles	38.77	70.4	84.1	102.7
18	Wearing apparel; dressing & dyeing of fur	47.59	158.5	173.5	164.3
19	Tanning & dressing of leather; manufacture of luggage, handbags, sadlery, harness and footwear	6.25	97.5	88.8	99.3
20	Wood & products of wood & cork, except furniture; manufacture of articles of straw & plating materials	3.11	167.1	170.0	181.6
21	Paper & paper products	9.67	119.4	123.9	124.4
22	Publishing, printing & reproduction of recorded media	2.72	87.6	106.7	118.7
23	Coke, refined petroleum products and nuclear fuel	0.25	155.4	174.6	185.4
24	Chemicals & chemicals products	36.73	159.8	167.9	115.0
25	Rubber and plastic products	31.07	138.9	161.5	171.6
26	Other non-metallic mineral products	14.70	150.6	228.3	280.4
27	Basic metals	109.70	197.6	194.6	207.7
28	Fabricated metal products, except machinery and equipment	24.55	221.7	237.8	270.5
29	Machinery & equipment n.e.c.	63.15	254.1	401.2	482.7
30	Office, accounting & computing machinery	4.12	234.2	175.5	201.9
31	Electrical machinery & apparatus n.e.c.	22.81	147.8	176.3	218.4
32	Radio, television and communication equipment and apparatus	7.44	200.4	203.7	219.5
33	Medical, precision & optical instruments, watches and clocks	17.10	131.0	179.3	166.1
34	Motor vehicles, trailers and semi-trailers	233.94	180.5	138.7	158.8
35	Other transport equipment	173.52	175.5	165.9	150.1
36	Furniture; manufacturing n.e.c.	15.50	78.7	75.6	69.3
	Manufacturing	918.22	173.6	177.8	187.6
	Electricity	81.78	243.5	252.7	275.4
	General Index	1000.00	179.3	184.0	194.8

Source:- Department of Economic & Statistical Analysis, Haryana.

Annexure 1.2 Growth of Industry Product Groups (IIP Base year 2004-05=100)

Industry Group	Weight	2012-13	2013-14	2014-15
Manufacturing	918.22	4.6	2.4	5.5
Industrial Groups with growth rates above 10% during 2014-15				
17. Manufacture of textiles	38.77	-10.7	19.5	22.1
19. Tanning and dressing of leather ; manufacture of luggage, handbags, saddlery, harness and footwear	6.25	-9.4	-8.9	11.8
22. Publishing, printing & reproduction of recorded media	2.72	1.3	21.8	11.2
26. Manufacture of other non-metallic mineral products	14.70	10.4	51.6	22.8
28. Manufacturing of fabricated metal products, except machinery & equipment	24.55	7.8	7.3	13.8
29. Manufacture of machinery & equipment n.e.c.	63.15	23.5	57.9	20.3
30. Manufacture of office, accounting & computing machinery	4.12	8.3	-25.1	15.0
31. Manufacture of electrical machinery & apparatus n.e.c.	22.81	12.6	19.3	23.9
34. Manufacture of motor vehicles, trailers & semi trailers	233.94	-6.8	-23.1	14.5
Industry Groups with growth rates between 5% to 10% during 2014-15				
20. Manufacture of wood and of products of wood & cork, except furniture; manufacture of furniture, manufacture of articles of straw & plating materials	3.11	6.1	1.7	6.8
23. Manufacture of coke, refined petroleum products and nuclear fuel	0.25	7.6	12.4	6.2
25. Manufacturing of rubber and plastics products	31.07	13.0	16.2	6.3
27. Manufacture of basic metals	109.70	24.6	-1.5	6.7
32. Manufacture of radio, television and communication equipment and apparatus	7.44	5.4	1.6	7.8
Industry Groups with growth rates below 5% during 2014-15				
21. Manufacture of paper and paper products	9.67	6.5	3.7	0.4
Industrial Groups with negative growth rates during 2014-15				
15. Manufacture of food products and beverages	54.98	6.9	14.7	-7.4
16. Manufacture of tobacco products	0.55	0.9	1.0	-23.5
18. Manufacture of wearing apparel; dressing and dyeing of fur	47.59	10.9	9.5	-5.3
24. Manufacture of chemicals & chemical products	36.73	2.1	5.0	-31.5
33. Manufacture of medical, precision and optical instruments, watches & clocks	17.10	3.2	36.8	-7.4
35. Manufacture of other transport equipment	173.52	-0.5	-5.4	-9.5
36. Manufacture of Furniture; manufacturing n.e.c.	15.50	8.7	-3.9	-8.3

Source:- Department of Economic & Statistical Analysis, Haryana.

Annexure 1.3- Outlay/Expenditure under Plans of Haryana.

(₹ Crore)

Plan Period		Approved Outlay	Expenditure
Annual Plan	1966-69	77.11	94.14
Fourth Plan	1969-74	225.00	358.26
Fifth Plan	1974-79	601.35	677.34
Annual Plan	1979-80	219.76	202.96
Sixth Plan	1980-85	1800.00	1595.47
Seventh Plan	1985-90	2900.00	2510.64
Annual Plan	1990-91	700.00	615.02
Annual Plan	1991-92	765.00	699.39
Eighth Plan	1992-97	5700.00	4899.19
Ninth Plan	1997-02	11600.00	7986.12
Tenth Plan	2002-07	12000.00	12979.64
Eleventh Plan	2007-12	35000.00	43161.22
Twelfth Plan Projected Outlay	2012-17	90000.00	
Annual Plan (i) Approved Outlay (ii) Revised Outlay	2012-13	14500.00 14424.17	12520.87
Annual Plan (i) Approved Outlay (ii) Revised Outlay	2013-14	18000.00 17235.13	13929.96
Annual Plan (i) Approved Outlay (ii) Revised Outlay	2014-15	21520.15 21327.66	17801.40
Annual Plan (i) Approved Outlay (ii) Revised Outlay	2015-16	24870.87 42591.34	37806.39
Annual Plan Approved Outlay	2016-17	40078.53	

Source: Department of Economic & Statistical Analysis, Haryana.

Annexure 1.4 Major Head-wise Allocation of Plan Outlay of 2016-17

(₹ Crore)

Sr. No.	Major Head of Development	12 th Plan (2012-17)	Annual Plan 2012-13	Annual Plan 2013-14	Annual Plan 2014-15	Annual Plan 2015-16	Annual Plan 2016-17
		Projected Outlay	Actual Exp.	Actual Exp.	Actual Exp.	Actual Exp.	Budgeted Outlay
1	2	3	4	5	6	7	8
I	AGRICULTURAL & ALLIED ACTIVITIES	5880.00 (6.53)	1054.77 (8.42)	1161.66 (8.34)	1460.48 (8.20)	2148.85 (5.68)	2707.97 (6.76)
II	RURAL DEVELOPMENT	6223.00 (6.91)	1058.57 (8.46)	1167.03 (8.38)	1340.14 (7.53)	1222.74 (3.23)	1865.12 (4.65)
III	SPECIAL AREA PROGRAMME	202.00 (0.22)	17.35 (0.14)	23.73 (0.17)	33.24 (0.19)	25.04 (0.07)	49.10 (0.12)
IV	IRRIGATION & FLOOD CONTROL	7700.00 (8.55)	845.55 (6.75)	821.40 (5.90)	806.48 (4.53)	899.47 (2.38)	1192.01 (2.97)
V	ENERGY	7402.00 (8.23)	463.18 (3.70)	395.72 (2.84)	187.93 (1.05)	17647.41 (46.68)	10018.73 (25.00)
VI	INDUSTRIES & MINERALS	647.00 (0.73)	58.08 (0.46)	73.32 (0.53)	124.80 (0.70)	71.42 (0.19)	777.92 (1.94)
VII	TRANSPORT	9860.00 (10.96)	1388.09 (11.09)	1953.82 (14.02)	1578.24 (8.87)	2156.77 (5.70)	3283.30 (8.19)
VIII	SCIENCE & TECHNOLOGY, ENVIRONMENT	120.00 (0.13)	18.54 (0.15)	21.22 (0.15)	12.49 (0.07)	23.75 (0.06)	20.70 (0.05)
IX	GENERAL ECONOMIC SERVICES	200.00 (0.22)	27.64 (0.22)	21.17 (0.15)	30.36 (0.17)	22.82 (0.06)	90.46 (0.23)
X	DECENTRALISED PLANNING	1555.00 (1.73)	97.76 (0.78)	241.73 (1.73)	49.02 (0.28)	143.89 (0.38)	400.00 (1.00)
XI	SOCIAL SERVICES	49474.30 (54.97)	7315.92 (58.43)	7911.85 (56.80)	12017.02 (67.50)	13203.30 (34.92)	19347.30 (48.27)
XII	GENERAL SERVICES	736.70 (0.82)	175.42 (1.40)	137.31 (0.99)	161.20 (0.91)	240.93 (0.64)	325.92 (0.81)
	Grand Total (I-XII)	90000.00 (100.00)	12520.87 (100.00)	13929.96 (100.00)	17801.40 (100.00)	37806.39 (100.00)	40078.53 (100.00)

Note: Figures in brackets are the percentages.

Source: Department of Economic & Statistical Analysis, Haryana.

Annexure 2.1- Receipts of Haryana Government

(₹ crore)

Items	2013-14	2014-15	2015-16 (RE)	2016-17 (BE)
1 Revenue Receipts (A+B)	38012.08	40798.66	54167.35	62955.53
A) State's Own Sources (a+b)	30541.66	32247.69	40284.42	48507.96
a) State's Own Tax Revenue (i to viii)	25566.60	27634.57	34939.88	40199.51
i) Land Revenue	12.42	15.28	16.50	18.15
ii) State Excise	3697.34	3470.45	4567.59	5251.58
iii) Sales Tax	16774.33	18993.25	25000.00	28750.00
iv) Taxes on Vehicles	1094.86	1191.50	1316.00	1447.60
v) Stamps & Registration	3202.48	3108.70	3096.90	3700.00
vi) Taxes on Goods & Passenger	497.45	527.07	600.00	660.00
vii) Taxes & Duties on Electricity	219.19	239.73	249.89	269.88
viii) Other Taxes & Duties on Commodities & Services	68.53	88.59	93.00	102.30
b) State's Own Non-Tax Revenue (i to v)	4975.06	4613.12	5344.54	8308.45
i) Interest Receipts	1090.72	933.59	1052.02	2375.50
ii) Dividends & Profits	6.49	5.81	7.40	6.75
iii) General Services	585.50	257.35	413.73	396.31
iv) Social Services	1687.65	1730.18	1762.80	2220.30
v) Economic Services	1604.70	1686.19	2108.59	3309.59
B) Central Sources (c+d)	7470.42	8550.97	13882.93	14447.57
c) Share in Central Taxes*	3343.24	3548.09	5496.22	6188.80
d) Grant- in- aid from Central Government	4127.18	5002.88	8386.71	8258.77
2 Capital Receipts (i to iii)	9907.43	10922.90	30834.94	25759.01
i) Recoveries of Loans	261.85	272.82	457.41	688.13
ii) Misc. Capital Receipts	9.89	18.74	16.87	22.34
iii) Public Debt(Net)	9635.69	10631.34	30360.66	25048.54
Total Receipts (1+2)	47919.51	51721.56	85002.29	88714.54

RE-Revised Estimates, BE-Budget Estimates

* Share of net proceeds assigned to State by the Centre given under the head "other taxes & duties on commodities and services" included in share in Central taxes instead of State's own tax revenue.

Source : State Budget Documents.

Annexure 2.2- Expenditure of Haryana Government

(₹ crore)

Items	2013-14	2014-15	2015-16 (RE)	2016-17 (BE)
1. Revenue Expenditure (A+B+C)	41887.10	49117.87	64860.50	75235.88
A Developmental (i+ii)	28153.61	32208.56	45785.56	52884.98
i) Social Services	15413.41	19120.56	25194.92	29402.77
ii) Economic Services	12740.20	13088.00	20590.64	23482.21
B Non-Developmental (i to v)	13597.31	16764.73	18767.18	22103.35
i) Organs of State	560.77	747.35	801.64	866.86
ii) Fiscal Services	287.06	334.51	406.97	440.72
iii) Interest Payment & Servicing of Debt.	5849.77	6928.27	8543.36	10490.04
iv) Administrative Services	2729.45	3498.45	3806.62	4644.98
v) Pensions & Miscellaneous General Services	4170.26	5256.15	5208.59	5660.75
C Others*	136.18	144.58	307.76	247.55
2. Capital Expenditure (D+E)	4710.21	4558.40	20176.80	13546.08
D Developmental (i+ii)	4307.33	4145.14	19559.75	12956.78
i) Social Services	1985.48	2071.29	1953.30	2465.63
ii) Economic Services	2321.85	2073.85	17606.45	10491.15
E Non-Developmental (i+ii)	402.88	413.26	617.05	589.30
i) General Services	282.16	290.70	467.51	528.80
ii) Loans for Govt. Servant other than Housing	120.72	122.56	149.54	60.50
3. Total Expenditure(1+2=4+5+6)	46597.31	53676.27	85037.30	88781.96
4. Total Developmental Expd. (A+D)	32460.94	36353.70	65345.31	65841.76
5. Total Non-Developmental Expd. (B+E)	14000.19	17177.99	19384.23	22692.65
6. Others* (C)	136.18	144.58	307.76	247.55

RE- Revised Estimates, BE–Budget Estimates

*Compensation & assignment to Local Body and Panchayati Raj Institutions.

Source : State Budget Documents.

Annexure 2.3- Financial Position of Haryana Government

(₹ crore)

Items	2013-14	2014-15	2015-16 (RE)	2016-17 (BE)
1. Opening Balance				
According to Books of				
a) AG	164.97	(-)652.31	76.07	14.98
b) RBI	170.78	(-)616.92	100.04	38.95
2. Revenue Account				
a) Receipts	38012.08	40798.66	54167.35	62955.53
b) Expenditure	41887.10	49117.87	64860.50	75235.88
c) Surplus/Deficits	(-)3875.02	(-)8319.21	(-)10693.15	(-)12280.35
3. Misc. Capital Receipts	9.89	18.74	16.87	22.34
4. Capital Outlay	3934.60	3715.53	6481.67	8816.69
5. Public Debt				
a) Debt Incurred	17712.95	18858.75	38940.80	34726.04
b) Repayments	8077.26	8227.41	8580.14	9677.50
c) Net	9635.69	10631.34	30360.66	25048.54
6. Loans & Advances				
a) Advances	775.61	842.87	13695.13	4729.39
b) Recoveries	261.85	272.82	457.41	688.13
c) Net	(-)513.76	(-)570.05	(-)13237.72	(-)4041.26
7. Inter State Settlement	-	-	-	-
8. Appropriation to Contingency Fund	-	-	-	-
9. Contingency Fund (Net)	-	-	-	-
10. Small Saving, Provident Fund etc. (Net)	720.99	1041.05	1345.00	1572.00
11. Deposits & Advances, Reserve Funds and Suspense & Misc. (Net)	(-)2860.23	1655.93	(-)1341.08	(-)1508.04
12. Remittances (Net)	(-)0.24	(-)13.89	(-)30.00	(-)40.00
13. Net (On Year's Account)	(-)817.28	728.38	(-)61.09	(-)43.46
14. Year's Closing Balance				
According to Books of				
a) AG	(-)652.31	76.07	14.98	(-)28.48
b) RBI	(-)616.92	100.04	38.95	(-)4.51

RE- Revised Estimates, BE–Budget Estimates
Source: State Budget Documents.

Annexure 2.4- Budgetary Expenditure of Haryana Govt. as per Economic Classification

(₹ crore)

Items	2013-14	2014-15	2015-16 (RE)	2016-17 (BE)
I Administrative Departments (1 to 7)	42418.79	48864.07	80448.38	83213.65
1. Consumption Expenditure (i+ii)	17010.98	20747.14	24097.40	28789.34
i) Compensation of Employees	14964.83	18209.18	20674.44	24729.70
ii) Net Purchase of Commodities & Services including Maintenance	1828.24	2096.53	3078.15	3651.08
iii) Transfers in kind	217.91	441.43	344.81	408.56
2. Current Transfers*	19082.29	17930.12	24942.79	29191.69
3. Gross Capital Formation	2649.23	2717.67	4196.01	6061.92
4. Capital Transfers	2657.80	6479.96	11664.10	12319.95
5. Net Purchase of Financial Assets	138.03	114.74	1713.55	1998.86
6. Loans & Advances	775.61	842.86	13695.12	4729.38
7. Net purchase of Physical Assets	104.85	31.58	139.41	122.51
II Departmental Commercial Undertakings (1 to 6)	3770.37	4174.76	4455.76	5250.60
1. Purchase of Goods & Services including Maintenance	1124.58	1227.78	1310.58	1460.88
2. Compensation of Employees	1192.55	1369.49	2039.26	2278.58
3. Consumption of Fixed Capital (Depreciation)	33.94	39.88	42.90	43.90
4. Interest	525.05	574.93	464.79	579.17
5. Gross Capital Formation	876.66	953.68	540.98	848.07
6. Net Purchase of Physical Assets	17.59	9.00	57.25	40.00
Total Expenditure(I+II)	46189.16	53038.83	84904.14	88464.25

RE –Revised Estimates, BE – Budget Estimates

* Current Transfers also include subsidies & interest.

Source: State Budget Documents/Deptt. of Economic and Statistical Analysis, Haryana.



DEPARTMENT OF ECONOMIC & STATISTICAL ANALYSIS, HARYANA
Yojana Bhawan, Bays No. 21-28, Sector - 4, Panchkula
Ph.: 0172-2560139 E-mail : esa@hry.nic.in web.: www.esaharyana.gov.in