



**BUDGET
PUBLICATION
NO.-33**

**BUDGET IN BRIEF
2020-2021
GUJARAT STATE
AN ANALYTICAL SUMMARY**

DIRECTORATE OF ECONOMICS AND STATISTICS

GOVERNMENT OF GUJARAT

GANDHINAGAR

FEBRUARY-2020

BUDGET PUBLICATION NO. 33



BUDGET IN BRIEF
2020 - 2021
GUJARAT STATE
AN ANALYTICAL SUMMARY

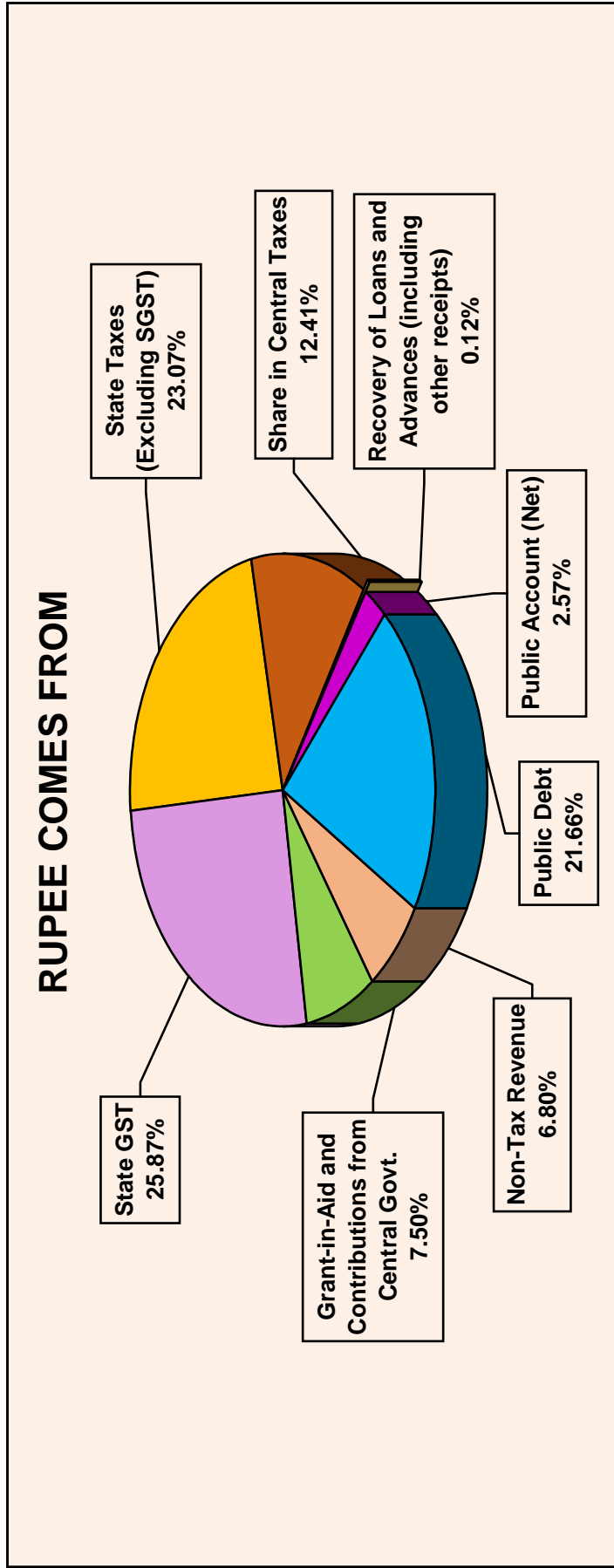
DIRECTORATE OF ECONOMICS AND STATISTICS
GOVERNMENT OF GUJARAT
GANDHINAGAR
FEBRUARY - 2020

CONTENTS

Sr. No.	Details of Statement	Page No.
1.	General Budgetary Position	4
2.	Receipts on Revenue Account	6
3.	Receipts on Capital Account	8
4.	Expenditure on Revenue Account	9
5.	Expenditure on Capital Account	11
6.	Developmental Vs Non-Developmental Expenditure	14

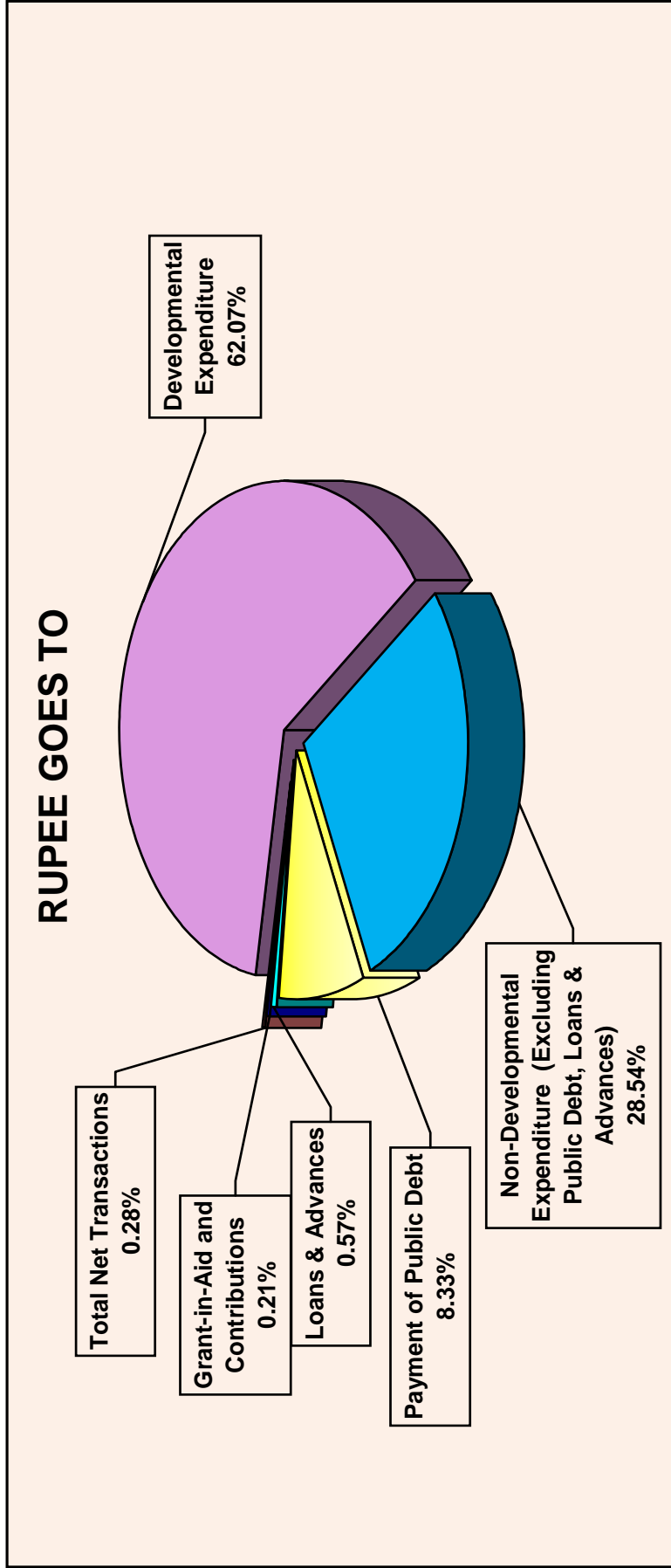
RECEIPT ESTIMATES OF THE STATE GOVERNMENT, 2020-21

Item	Rs. in Crore
Non-Tax Revenue	14600.00
Grant-in-Aid and Contributions from Central Govt.	16094.00
State GST	55560.00
State Taxes (Excluding SGST)	49547.00
Share in Central Taxes	26646.46
Recovery of Loans and Advances (including other receipts)	265.01
Public Account (Net)	5525.00
Public Debt	46501.00
Total	214738.47



EXPENDITURE ESTIMATES OF THE STATE GOVERNMENT, 2020-21

Item	Rs. In Crore
Developmental Expenditure	133283.43
Non-Developmental Expenditure (Excluding Public Debt, Loans & Advances)	61297.91
Payment of Public Debt	17884.70
Loans & Advances	1218.84
Grant-in-Aid and Contributions	448.16
Total Net Transactions	605.43
Total	214738.47

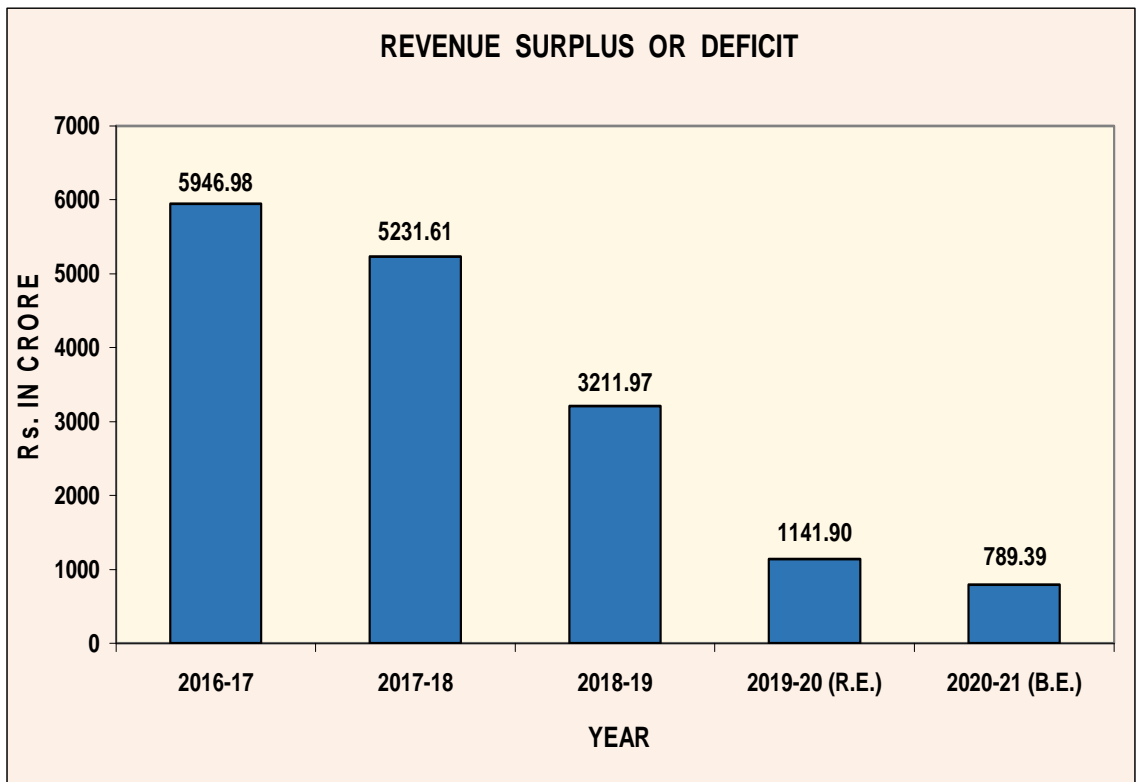
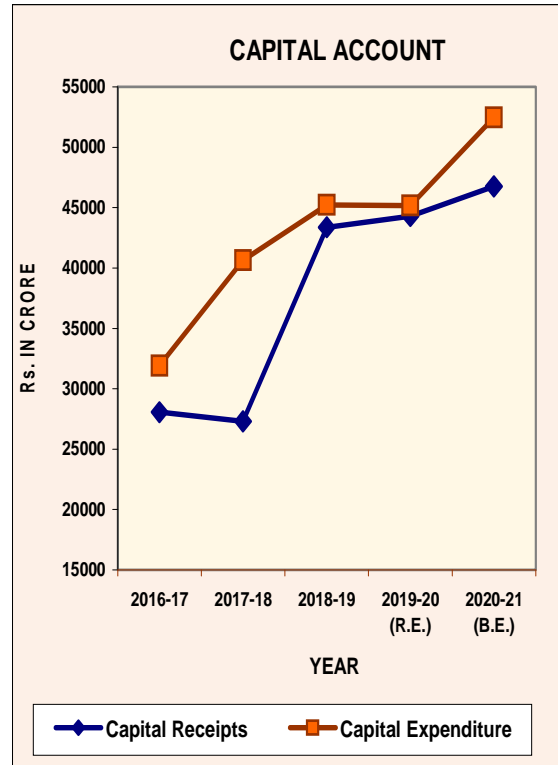
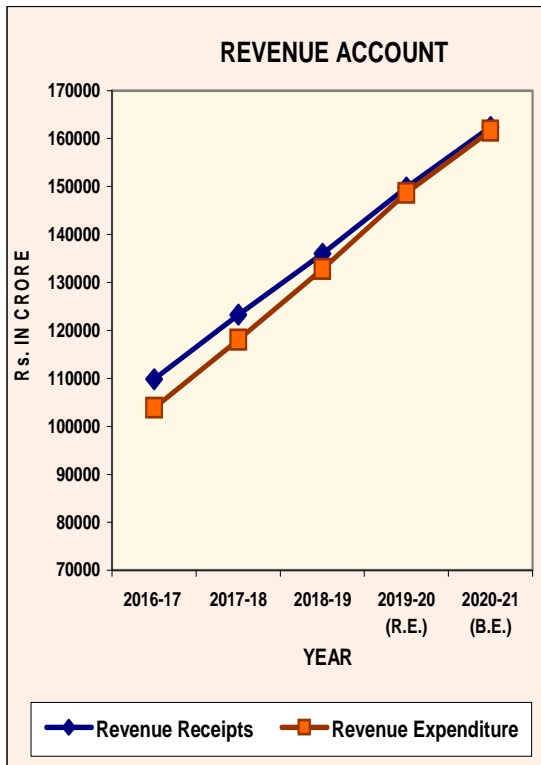


1. GENERAL BUDGETARY POSITION

Sr. No.	Item	(Rs. in Crore)				
		2016-17	2017-18	2018-19	2019-20	2020-21
1	2	3	4	5	6	7
I	Revenue Account					
	A. Revenue Receipts	109841.81	123291.27	136001.55	149827.45	162447.46
	B. Revenue Expenditure	103894.83	118059.66	132789.58	148685.55	161658.07
	Revenue Surplus (+) or Deficit (-)	5946.98	5231.61	3211.97	1141.90	789.39
II	Capital Account					
	A. Capital Receipts	28074.13	27298.96	43362.46	44311.02	46766.01
	B. Capital Expenditure	31906.13	40644.50	45225.39	45164.40	52474.97
	Capital Surplus (+) or Deficit (-)	(-) 3832.00	(-) 13345.54	(-) 1862.93	(-) 853.38	(-) 5708.96
	Surplus (+) or Deficit (-)	2114.98	(-) 8113.93	1349.04	288.52	(-) 4919.57
	within Consolidated Fund					
III	Contingency Fund (Net)	3.75	0.00	(-) 0.25	0.00	0.00
IV	Public Account (Net)	(-) 1991.93	8226.22	(-) 993.33	5100.00	5525.00
	Total Net Transactions	126.80	112.29	355.46	5388.52	605.43

R.E. = Revised Estimates, B.E. = Budget Estimates

GENERAL BUDGETARY POSITION

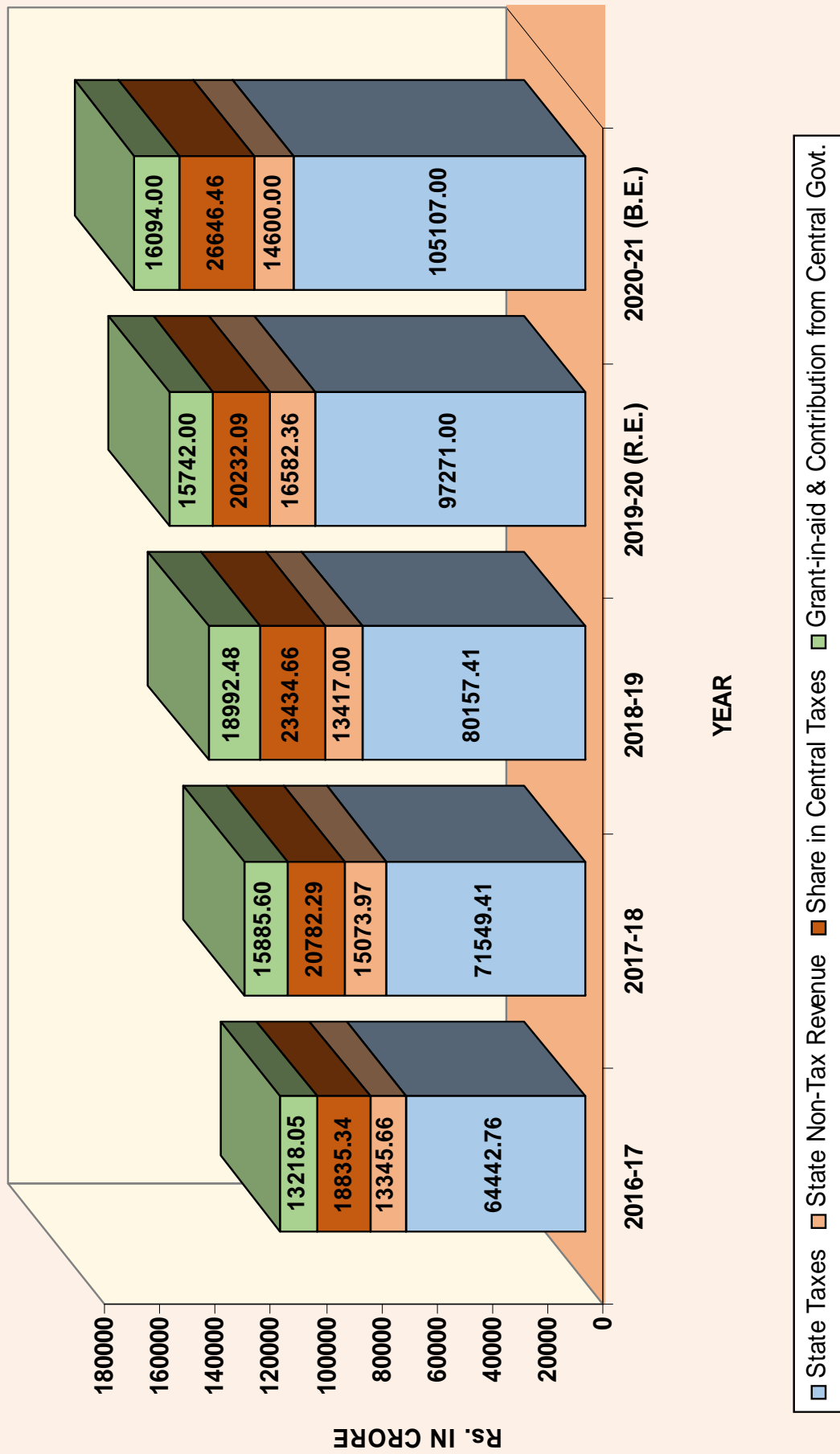


2. RECEIPTS ON REVENUE ACCOUNT

Sr. No.	Item	(Rs. in Crore)				
		2016-17	2017-18	2018-19	2019-20	2020-21
1	2	3	4	5	6	7
I	Tax Revenue					
	A Share in Central Taxes	18835.34	20782.29	23434.66	20232.09	26646.46
	(1) Corporation Tax	6027.35	6361.23	8167.69	6219.80	8196.38
	(2) Income Tax other than Corporation Tax	4189.02	5371.41	6015.16	5659.81	7621.16
	(3) Tax on Wealth	13.80	0.00	2.99	-0.21	-0.27
	(4) Custom Duties	2592.73	2096.40	1664.82	1299.83	1663.15
	(5) Union Excise Duties	2960.67	2191.29	1106.37	1004.81	1086.65
	(6) Services Tax	3051.77	2373.20	218.18	0.00	14.21
	(7) Central GST	0.00	291.72	5796.85	6048.05	8065.18
	(8) Integrated GST	0.00	2097.04	462.60	0.00	0.00
	B State Taxes	64442.76	71549.41	80157.41	97271.00	105107.00
	(1) Taxes on Income and Expenditure	249.24	259.90	303.05	275.00	300.00
	(2) Land Revenue	1998.52	1859.04	2407.51	2750.00	3000.00
	(3) Stamps & Registration	5782.93	7254.75	7780.77	8500.00	8700.00
	(4) State Excise	151.53	84.75	130.59	134.00	144.00
	(5) State GST	0.00	21250.85	34888.71	48735.00	55560.00
	(6) Sales Tax/VAT	46313.78	29638.89	22414.25	22725.00	23230.00
	(i) Central S.T.	4783.29	3462.74	2785.80	2719.00	2822.00
	(ii) State S.T.	4051.10	1336.18	35.01	93.00	99.00
	(iii) Value Added Tax (VAT)	35843.47	22764.61	17169.59	17656.00	17950.00
	(iv) Others	1635.92	2075.36	2423.85	2257.00	2359.00
	(7) Taxes on Vehicles	3212.95	3885.44	4118.60	4550.00	4558.00
	(8) Taxes on Goods & Passengers	66.40	131.28	116.74	125.00	125.00
	(9) Electricity Duties	5833.10	6484.29	7347.79	8700.00	8700.00
	(10) Entertainment Tax	132.09	51.56	1.30	1.54	1.65
	(11) Other Taxes & Duties	702.22	648.66	648.10	775.46	788.35
	Total-I (A+B)	83278.10	92331.70	103592.07	117503.09	131753.46
II	State Non-Tax Revenue	13345.66	15073.97	13417.00	16582.36	14600.00
III	Grant-in-aid & Contribution from Central Government	13218.05	15885.60	18992.48	15742.00	16094.00
	GRAND TOTAL (I+II+III)	109841.81	123291.27	136001.55	149827.45	162447.46

R.E. = Revised Estimates, B.E. = Budget Estimates

RECEIPTS ON REVENUE ACCOUNT



3. RECEIPTS ON CAPITAL ACCOUNT

		(Rs. in Crore)					
Sr. No.	Item	2016-17	2017-18	2018-19	2019-20	2020-21	
1	2	3	4	5	(R.E.) 6	(B.E.) 7	
I	Public Debt	27668.31	26952.74	43146.09	44001.00	46501.00	
	A Internal Debt of State Government	27477.24	26862.91	40950.39	43000.00	44500.00	
	B Loans & Advances from the Central Government	191.07	89.83	2195.70	1000.00	2000.00	
	C Ways & Means Advances	0.00	0.00	0.00	1.00	1.00	
II	Recovery of Loans & Advances	165.77	346.22	151.37	240.00	265.00	
III	Other Receipts	240.05	0.00	65.00	70.02	0.01	
GRAND TOTAL (I+II+III)		28074.13	27298.96	43362.46	44311.02	46766.01	

R.E. = Revised Estimates, B.E. = Budget Estimates

4. EXPENDITURE ON REVENUE ACCOUNT

Sr. No.	Item	(Rs. in Crore)					
		2016-17	2017-18	2018-19	2019-20	2020-21	
1	2	3	4	5	6	7	
I	DEVELOPMENTAL						
	A. Social Services	44926.02	49039.00	53285.28	63483.41	63757.50	
1	Education, Sports, Art and Culture	18559.76	21528.49	24073.18	25711.14	26453.99	
2	Health and Family Welfare	6241.83	6945.38	7927.01	9686.35	10301.70	
3	Water Supply, Sanitation, Housing and Urban Development	11876.32	10795.28	11676.93	14591.33	14512.52	
4	Information and Broadcasting	119.25	138.93	160.73	147.15	157.10	
5	Welfare of Scheduled Castes, Scheduled Tribes and Other Backward Classes	3248.82	3510.66	3977.13	4259.20	4532.77	
6	Labour and Labour Welfare	842.29	1524.02	1053.33	1021.32	1201.24	
7	Social Welfare and Nutrition	3966.90	4520.61	4346.62	7977.73	6485.44	
8	Others	70.85	75.63	70.35	89.19	112.74	
	B. Economic Services	22748.50	27145.02	31575.69	34662.65	37358.14	
1	Agriculture and Allied Activities	5035.20	7801.51	8366.51	7785.28	7777.82	
2	Rural Development	3423.50	3199.53	3483.33	4431.87	5677.98	
3	Special Area Programmes	74.54	79.39	87.57	96.66	100.31	
4	Irrigation and Flood Control	1246.18	1087.49	1072.31	1311.89	1459.32	
5	Energy	5083.17	5820.38	7654.51	9531.15	9214.12	
6	Industry and Minerals	2234.36	3084.80	4538.67	5240.00	5206.91	
7	Transport	4528.21	4696.29	5089.85	4248.71	4846.02	
8	Communication	0.00	0.00	0.00	0.00	0.00	
9	Science, Technology and Environment	249.28	344.61	296.14	1007.33	1452.93	
10	General Economic Services	874.06	1031.02	986.80	1009.76	1622.73	
	Total - I	67674.52	76184.02	84860.97	98146.06	101115.64	

(Contd.)

4. EXPENDITURE ON REVENUE ACCOUNT (Concl'd.)

		(Rs. in Crore)						
Sr. No.	Item	2016-17	2017-18	2018-19	2019-20	2020-21		
1	2	3	4	5	6	7	(B.E.)	
II	NON DEVELOPMENTAL							
	General Services							
	A Organs of State	897.57	1228.84	1302.45	1522.06	1359.90		
	B Fiscal Services	643.80	725.81	741.31	791.94	940.13		
	C Administrative Services	5120.01	6478.27	7000.67	7303.90	8267.56		
	D Interest Payment	17796.84	18954.04	20183.36	22562.94	23871.12		
	E Pension and other Retirement Benefits	11303.04	13978.81	18295.44	16382.69	16114.48		
	F Appropriation for Reduction or Avoidance of debt (Consolidated Sinking Fund)	0.00	0.00	0.00	1500.00	1500.00		
	G Miscellaneous General Services	43.10	35.81	40.56	41.09	8041.08		
	- of which Transfer to Guarantee Redemption Fund	10.00	10.00	10.00	10.00	10.00		
	General Services Total - II	35804.36	41401.58	47563.79	50104.62	60094.27		
III	GRANT-IN-AID & CONTRIBUTIONS	415.95	474.06	364.82	434.87	448.16		
	GRAND TOTAL (I+II+III)	103894.83	118059.66	132789.58	148685.55	161658.07		

R.E. = Revised Estimates, B.E. = Budget Estimates

5. EXPENDITURE ON CAPITAL ACCOUNT

Sr. No.	Item	(Rs. in Crore)						
		2016-17	2017-18	2018-19	2019-20	2020-21	(R.E.)	(B.E.)
1	2	3	4	5	6	7		
I	DEVELOPMENTAL							
	A. Social Services	6215.00	6812.77	7695.91	6563.91	9080.51		
1	Education, Sports, Art and Culture	1166.54	793.58	915.17	823.76	1477.78		
2	Health and Family Welfare	1457.69	1570.16	2056.73	1074.35	923.67		
3	Water Supply, Sanitation, Housing and Urban Development	3275.01	4075.62	4150.18	4047.96	5662.60		
4	Information and Broadcasting	0.00	0.00	0.00	0.10	0.10		
5	Welfare of Scheduled Castes, Scheduled Tribes and Other Backward Classes	158.44	135.72	202.29	293.81	465.64		
6	Social Welfare and Nutrition	-109.77	22.28	53.56	90.33	123.31		
7	Others	267.09	215.41	317.98	233.60	427.41		
	B. Economic Services	15517.50	18629.92	19490.95	19897.21	23087.28		
1	Agriculture and Allied Services	806.86	824.96	845.18	813.88	1136.06		
2	Rural Development	1182.54	1206.40	1299.42	1299.08	1308.00		
3	Special Area Programmes	36.64	21.91	0.99	10.00	10.00		
4	Irrigation and Flood Control	7423.61	9079.81	10349.58	8839.32	9463.16		
5	Energy	2685.10	2939.36	2873.57	3323.56	3446.13		
6	Industry and Minerals	4.54	109.63	116.69	297.96	1982.56		
7	Transport	2938.11	3963.48	3448.27	4829.99	4455.57		
8	Communications	0.00	0.00	0.00	0.00	0.00		
9	Science, Technology and Environment	0.00	0.00	0.00	0.00	0.00		
10	General Economic Services	440.10	484.37	557.25	483.42	1285.80		
	Total - I	21732.50	25442.69	27186.86	26461.12	32167.79		

(Contd.)

5. EXPENDITURE ON CAPITAL ACCOUNT

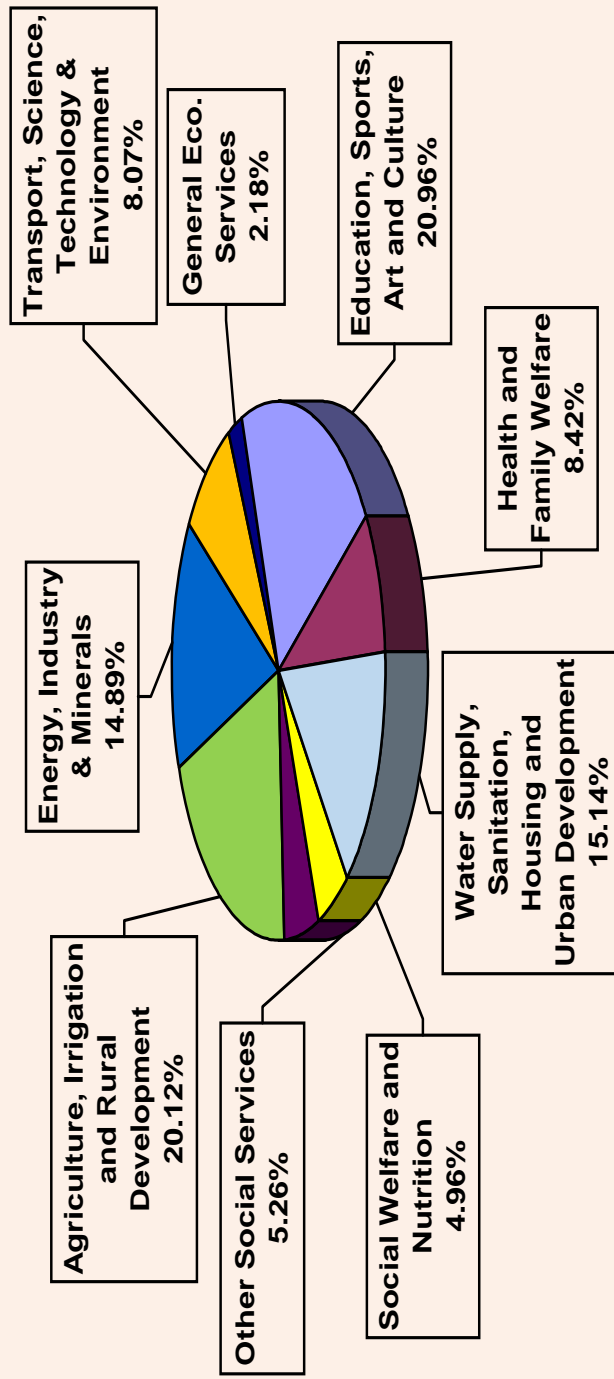
Sr. No.	Item	(Rs. in Crore)					
		2016-17	2017-18	2018-19	2019-20	2020-21	
1	2	3	4	5	6	7	
II	NON DEVELOPMENTAL						
A	General Services	622.89	870.51	875.04	723.39	1203.64	
B	Repayment of Public Debt	9073.17	13700.23	15432.02	16654.71	17884.70	
1	Internal Debt of State Government	8386.27	12991.00	14719.24	15925.39	17157.24	
2	Loans & Advances from Central Government	686.90	709.23	712.78	728.32	726.46	
3	Wage & Means Advances	0.00	0.00	0.00	1.00	1.00	
C	Disbursement of Loans & Advances by the State Government	477.57	631.07	1731.47	1325.18	1218.84	
D	Other Expenditure	0.00	0.00	0.00	0.00	0.00	
	Total - II	10173.63	15201.81	18038.53	18703.28	20307.18	
	GRAND TOTAL (I+II)	31906.13	40644.50	45225.39	45164.40	52474.97	

R.E. = Revised Estimates, B.E. = Budget Estimates

DEVELOPMENTAL EXPENDITURE IN VARIOUS SECTORS, 2020-21

Sr. No.	Sector	Rs. in Crore
1	Education, Sports, Art and Culture	27931.77
2	Health and Family Welfare	11225.37
3	Water Supply, Sanitation, Housing and Urban Development	20175.12
4	Social Welfare and Nutrition	6608.75
5	Other Social Services	7007.31
6	Agriculture, Irrigation and Rural Development	26822.34
7	Energy, Industry & Minerals	19849.72
8	Transport, Science, Technology & Environment	10754.52
9	General Eco. Services	2908.53
Total		133283.43

PROPORTION OF VARIOUS SECTORS IN DEVELOPMENTAL EXPENDITURE, 2020-21



6. DEVELOPMENTAL Vs NON-DEVELOPMENTAL EXPENDITURE

		(Rs. in Crore)					
Sr. No.	Item	2016-17	2017-18	2018-19	2019-20 (R.E.)	2020-21 (B.E.)	
1	2	3	4	5	6	7	
A	Developmental						
	Revenue Account	67674.52	76184.02	84860.97	98146.06	101115.64	
	Capital Account	21732.50	25442.69	27186.86	26461.12	32167.79	
	Total - A	89407.02	101626.71	112047.83	124607.18	133283.43	
B	Non Developmental						
	Revenue Account	35804.36	41401.58	47563.79	50104.62	60094.27	
	Capital Account	10173.63	15201.81	18038.53	18703.28	20307.18	
	Total - B	45977.99	56603.39	65602.32	68807.90	80401.45	

R.E. = Revised Estimates, B.E. = Budget Estimates

DEVELOPMENTAL Vs NON-DEVELOPMENTAL EXPENDITURE

