



GOVERNMENT OF HARYANA

ECONOMIC SURVEY OF HARYANA 2019-20

Issued By:

DEPARTMENT OF ECONOMIC AND STATISTICAL ANALYSIS, HARYANA

2020



GOVERNMENT OF HARYANA

ECONOMIC SURVEY OF HARYANA 2019-20

Issued By:

DEPARTMENT OF ECONOMIC AND STATISTICAL ANALYSIS, HARYANA
YOJANA BHAWAN, SECTOR – 4, PANCHKULA

CONTENTS

HARYANA AT A GLANCE

(i-ii)

CHAPTER	TITLE	PAGE(S)
STATE OF ECONOMY OF HARYANA		
CHAPTER-1	HARYANA ECONOMY AND PROSPECTS	1-10
CHAPTER-2	PUBLIC FINANCE, BANKING & CREDIT, FINANCIAL INCLUSION AND EXCISE & TAXATION	11-29
ACHIEVEMENTS OF DEPARTMENTS/ BOARDS/CORPORATIONS		
CHAPTER-3	AGRICULTURE & ALLIED SECTOR	30-67
CHAPTER-4	INDUSTRY, POWER, ROADS AND TRANSPORT	68-90
CHAPTER-5	EDUCATION AND IT	91-110
CHAPTER-6	HEALTH AND WOMEN & CHILD DEVELOPMENT	111- 130
CHAPTER-7	PANCHAYATI RAJ, RURAL AND URBAN DEVELOPMENT	131-144
CHAPTER-8	SOCIAL SECTOR	145-170
<i>ANNEXURES</i>		171-176

HARYANA AT A GLANCE

ITEM	PERIOD/YEAR	UNIT	HARYANA STATUS	ALL INDIA STATUS
ADMINISTRATIVE SET UP	January, 2020	No.		
(a) Divisions			6	
(b) Districts			22	
(c) Sub-Divisions			74	
(d) Tehsils			94	
(e) Sub-Tehsils			49	
(f) Blocks			140	
(g) Towns	Population Census- 2011		154	
(h) Villages (including inhabited)	Population Census- 2011		6,841	
POPULATION	Population Census- 2011			
(a) Total		No.	2,53,51,462	1,21,05,69,573
(b) Male		No.	1,34,94,734	62,31,21,843
(c) Female		No.	1,18,56,728	58,74,47,730
(d) Rural Percentage of Rural Population		No.	1,65,09,359 65.12	83,34,63,448 68.85
(e) Urban		No.	88,42,103	37,71,06,125
(f) Density of Population		Per Sq.Km.	573	382
(g) Literacy Rate	Male	Percent	84.1	80.9
	Female		65.9	64.6
	Total		75.6	74.0
(h) Sex Ratio		Female Per Thousand Male	879	943
HEALTH INDICATORS				
(a) Birth Rate	2017	Per Thousand		
(i) Combined			20.5	20.2
(ii) Rural			21.9	21.8
(iii) Urban			18.2	16.8
(b) Death Rate	2017	Per Thousand		
(i) Combined			5.8	6.3
(ii) Rural			6.3	6.9
(iii) Urban			5.0	5.3

ITEM	PERIOD/ YEAR	UNIT	HARYANA STATUS	ALL INDIA STATUS
(c) Infant Mortality Rate (IMR)	2017	Per Thousand		
(i) Combined			30	33
(ii) Rural			32	37
(iii) Urban			25	23
(d) Maternal Mortality Ratio (MMR)	2015-17	Death Per Lakh Live Birth	122	98
LAND UTILIZATION	2017-18			
(a) Net Area Sown		Thousand Hect.	3,508	NA
(b) Area Sown More than Once		Thousand Hect.	3,041	NA
(c) Total Cropped Area		Thousand Hect.	6,549	NA
(d) Area Sown More than Once to Net Area Sown		Percent	86.69	NA
OPERATIONAL HOLDINGS	Agri. Census 2010-11			
(a) No. of Operational Holdings		Thousand Number	1,617	1,37,757
(b) Area of Operational Holdings		Thousand Hect.	3,646	1,59,180
(c) Average Size of Holdings		Hect.	2.25	1.16
POWER	2018-19			
(a) Total Installed Capacity		MW	11,751	NA
(b) Power Available		Lakh KWH	5,15,733	NA
(c) Power Sold		Lakh KWH	4,07,090	NA
(d) Electricity Consumers		No.	65,77,058	NA
STATE INCOME (At Current Prices)	2018-19 (Quick Estimates)			
(a) Gross State Domestic Product (GSDP)		Rupees Crore	7,34,163	1,89,71,236
(b) Gross State Value Added (GSVA)		Rupees Crore	6,16,643	1,71,39,961
(c) Agriculture and Allied Sector GSVA		Rupees Crore	1,16,028	29,22,846
(d) Industry Sector GSVA		Rupees Crore	1,92,692	49,56,781
(e) Services Sector GSVA		Rupees Crore	3,07,924	92,60,334
(f) Per Capita Income		Rupees	2,36,147	1,26,521

STATE OF ECONOMY
OF
HARYANA

HARYANA ECONOMY AND PROSPECTS

India aspires to become a \$5 trillion economy by 2025. Though Haryana is geographically a small State, the contribution of the State to the National Gross Domestic Product at constant (2011-12) prices has been estimated as 3.8 percent as per Quick Estimates of 2018-19.

GROSS STATE DOMESTIC PRODUCT

1.2 The Department of Economic & Statistical Analysis, Haryana prepares the estimates of Gross State Domestic Product (GSDP). As per the Advance Estimates for the year 2019-20, the GSDP of the State at current prices has been estimated as ₹ 8,31,610.21 crore, recording growth of 13.3 percent in 2019-20 as against the growth rate of 13.0 percent achieved in 2018-19. The GSDP at constant (2011-12) prices is expected to reach the level of ₹ 5,72,239.70 crore with a growth of 7.7 percent in 2019-20 as compared to the growth of 7.5 percent recorded in 2018-19. The real growth of 7.7 percent recorded in GSDP of the State in 2019-20 is higher than the All India GDP growth of 5.0 percent. The GSDP of the State at current and constant (2011-12) prices is given in **Table 1.1** & the year on year (YoY) growth rates of GSDP in real terms are given in **Fig. 1.1**.

1.3 The growth of Gross State Value Added (GSVA) decreased from 9.8 percent in 2016-17 to 7.8 percent in 2017-18 and further declined to 7.3 percent in 2018-19. The low growth

Table 1.1-Gross State Domestic Product of Haryana.

Year	Gross State Domestic Product (₹ in crore)	
	At Current Prices	At Constant (2011-12) Prices
2011-12	297538.52	297538.52
2012-13	347032.01	320911.91
2013-14	399268.12	347506.61
2014-15	437144.71	370534.51
2015-16	495504.11	413404.79
2016-17	561610.05	456659.35
2017-18	649591.77	494068.03
2018-19 (Q)	734162.82	531085.19
2019-20(A)	831610.21	572239.70

Q: Quick Estimates A: Advance Estimates

Source: Department of Economic & Statistical Analysis, Haryana.

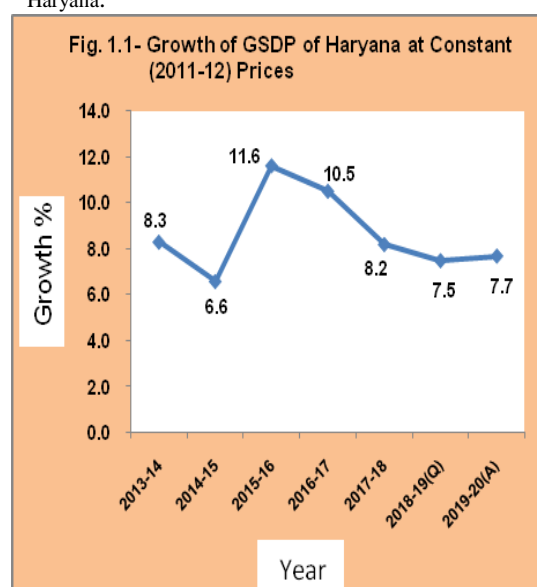


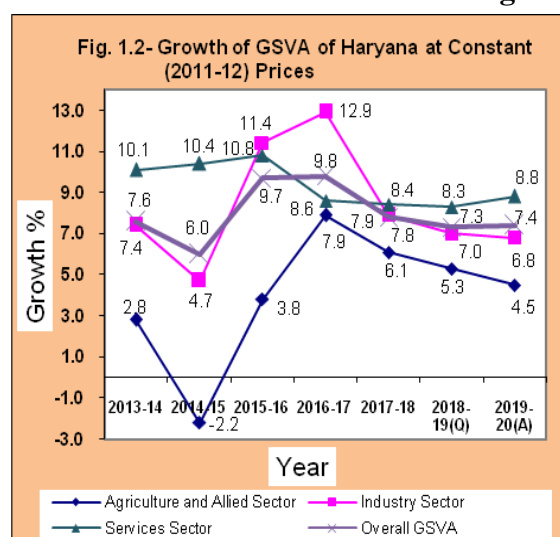
Table 1.2- Growth in Gross State Value Added at Constant (2011-12) Prices.

Sector	Haryana							All India
	2013-14	2014-15	2015-16	2016-17	2017-18	2018-19 (Q)	2019-20 (A)	2019-20 (A)
Agriculture & Allied	2.8	-2.2	3.8	7.9	6.1	5.3	4.5	2.8
Industry	7.4	4.7	11.4	12.9	7.9	7.0	6.8	2.5
Services	10.1	10.4	10.8	8.6	8.4	8.3	8.8	6.9
GSVA	7.6	6.0	9.7	9.8	7.8	7.3	7.4	4.9

Q: Quick Estimates A: Advance Estimates

Source: Department of Economic and Statistical Analysis, Haryana and CSO, New Delhi.

of 7.0 percent in Industry Sector led to the decline in growth in 2018-19. However, during the year 2019-20, the growth in GSVA slightly improved to 7.4 percent. The year on year (YoY) growth in GSVA in real terms shown in **Table 1.2 & Fig1.2.**



STRUCTURAL TRANSFORMATION OF THE STATE'S ECONOMY

1.4 At the time of formation of Haryana State, the State's economy was predominantly an agrarian economy. At the beginning year (1969-70) of 4th Five Year Plan, the contribution of Agriculture and Allied Sectors (crops, livestock, forestry and fishing) to the GSDP at constant prices was the largest (60.7%) followed by Services (21.7%) and Industry (17.6%) Sectors.

1.5 During the period of 37 years (1969-70 to 2006-07) intervening 4th and 10th Five Year Plans, Industry and Services Sectors registered higher average

annual growth than the Agriculture and Allied Sectors which resulted in the increased share of Industry and Services Sectors and decreased share of Agriculture and Allied Sectors in the GSDP. The share of Agriculture and Allied Sectors in GSDP declined from 60.7 percent in 1969-70 to 21.3 percent in 2006-07 while the share of Industry Sector increased from 17.6 percent in 1969-70 to 32.1 percent in 2006-07. The share of Services Sector increased from 21.7 percent to 46.6 percent during this period.

1.6 Since the 11th Five Year Plan, the pace of structural transformation of the State's economy remained continued. Consequent upon the higher growth recorded in Services Sector as compared to other two sectors during this period and onwards, the share of Services Sector in GSVA further strengthened to 50.6 percent in 2019-20 with a decrease in the share of Agriculture and Allied Sectors at 16.6 percent. The share of different sectors in the State's economy presented in **Fig. 1.3.**

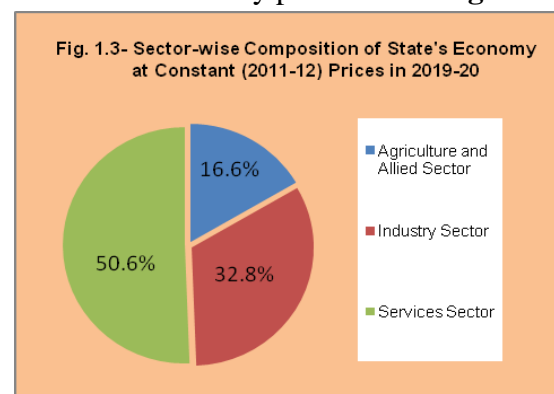


Table 1.3- Per Capita Income.

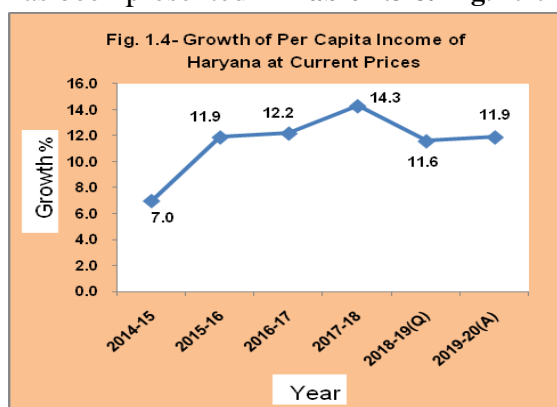
Year	Per Capita Income of Haryana (₹)		Per Capita Income of All India (₹)	
	At Current Prices	At Constant (2011-12) Prices	At Current Prices	At Constant (2011-12) Prices
2011-12	106085	106085	63462	63462
2012-13	121269	111780	70983	65538
2013-14	137770	119791	79118	68572
2014-15	147382	125032	86647	72805
2015-16	164963	137818	94797	77659
2016-17	185050	150241	104880	83003
2017-18	211526	159892	115293	87828
2018-19 (Q)	236147	169409	126521	92085
2019-20 (A)	264207	180026	135050	96563

Q: Quick Estimates A: Advance Estimates

Source: Department of Economic and Statistical Analysis, Haryana and CSO, New Delhi.

PER CAPITA INCOME

1.7 Per capita income is the average income earned per person. At the time of formation of Haryana State in 1966, the per capita income of State at current prices was only ₹ 608. Since then, the per capita income has increased multi fold. The per capita income of the State and growth in it has been presented in **Table 1.3 & Fig. 1.4.**



1.8 The per capita income of the State at constant (2011-12) prices is expected to reach the level of ₹ 1,80,026 during 2019-20 indicating an increase of 6.3 percent in 2019-20 as compared to the growth rate of 6.0 percent recorded in 2018-19. At current prices, the State's per capita income is likely to reach the level of ₹ 2,64,207 during 2019-20 showing an increase of 11.9 percent during 2019-20 as compared to the growth rate of 11.6 percent in 2018-19. The per

capita income of the State during 2019-20 at both current and constant prices, is higher as compared to the National per capita income of ₹ 1,35,050 and ₹ 96,563 respectively.

AGRICULTURE & ALLIED SECTORS

1.9 Agriculture is an important sector of the State economy and majority of the population is directly or indirectly dependent on agriculture and it's allied activities. Accordingly, the State has accorded high priority to Agriculture Sector since its creation on 1st November, 1966. Strong infrastructure facilities such as metalled roads, rural electrification, extensive network of canals, development of market yards etc. were created which provided much needed impetus to agriculture development in the State. Creation of these facilities coupled with agricultural research support and excellent extension network to disseminate information related to improved farm practices for farmers yielded tangible results. The State has been converted from a food deficient to a food surplus State.

1.10 The Agriculture and Allied Sectors have always been an important contributor to the Gross State Domestic Product.

Table 1.4- GSVA from Agriculture and Allied Sectors at Constant (2011-12) Prices.**(₹ in crore)**

Sector	2011-12	2012-13	2013-14	2014-15	2015-16	2016-17	2017-18	2018-19 (Q)	2019-20 (A)
Crops & Livestock	59785.53	58589.94 (-2.0)	60492.59 (3.2)	58778.74 (-2.8)	61034.66 (3.8)	67212.87 (10.1)	71238.09 (6.0)	75280.85 (5.7)	78677.16 (4.5)
Forestry & Logging	3894.90	3772.16 (-3.2)	3677.45 (-2.5)	3897.24 (6.0)	3984.38 (2.2)	2871.81 (-27.9)	2830.99 (-1.4)	2803.16 (-1.0)	2834.46 (1.1)
Fishing	858.43	902.89 (5.2)	855.10 (-5.3)	900.64 (5.3)	1003.17 (11.4)	1178.37 (17.5)	1567.81 (33.0)	1537.18 (-2.0)	1663.00 (8.2)
Agriculture and Allied	64538.86	63264.99 (-2.0)	65025.14 (2.8)	63576.61 (-2.2)	66022.21 (3.8)	71263.06 (7.9)	75636.89 (6.1)	79621.19 (5.3)	83174.62 (4.5)

Q: Quick Estimates, A: Advance Estimates * Figures in brackets show the percentage growth over previous year.

Source: Department of Economic & Statistical Analysis, Haryana.

However, as a consequence of rapid structural transition of the State's economy over the years, the contribution of the Agriculture and Allied Sectors at constant (2011-12) prices went down to only 16.6 percent of the GSVA during the year 2019-20. The economic growth of the State has become more dependent on the growth in Industry and Services Sectors during the past few years. However, recent experience suggests that high GSVA growth without sustained and rapid agricultural growth is likely to accelerate inflation in the State jeopardizing the larger growth process. Therefore, the growth of Agriculture and Allied Sectors continue to be a critical factor in the overall performance of the State's economy.

1.11 Agriculture and Allied Sectors consist of agriculture, forestry & logging and fishing sub-sectors. Agriculture including crop husbandry and dairy farming is the main component contributing about 93 percent in GSVA of Agriculture and Allied Sectors. The contribution of forestry and fishing sub-sectors in GSVA of Agriculture and Allied Sectors is merely around 5 and 2 percent respectively resulting in very low impact

of these two sub-sectors on the overall growth of Agriculture and Allied Sectors.

1.12 The GSVA along with the growth rates recorded by the State's economy at constant (2011-12) prices in Agriculture and Allied Sectors has been shown in **Table 1.4**. The estimates of Agriculture and Allied Sectors indicate that the growth rate increased from 3.8 percent in 2015-16 to 7.9 percent in 2016-17 but it fell to 6.1 percent and 5.3 percent in 2017-18 and 2018-19 respectively. As per the Advance Estimates for 2019-20, the GSVA from this sector has been recorded as ₹ 83,174.62 crore with the growth of 4.5 percent. The GSVA from Agriculture Sector including crops and livestock has been estimated as ₹ 78,677.16 crore with the growth of 4.5 percent whereas the GSVA from forestry & logging and fishing sub-sectors has been recorded as ₹ 2,834.46 crore and ₹ 1,663 crore with the growth of 1.1 percent and 8.2 percent respectively during the year 2019-20.

AGRICULTURE INDICES

1.13 The Indices of area under crops, agricultural production and yield from the year 2007-08 to 2018-19 (Base Triennium ending 2007-08=100) for the State show that the index of area under crops slightly increased from 111.45 in

Table 1.5- GSVA from Industry Sector at Constant (2011-12) Prices.**(₹ in crore)**

Sector	2011-12	2012-13	2013-14	2014-15	2015-16	2016-17	2017-18	2018-19 (Q)	2019-20 (A)
Mining & Quarrying	118.82	91.94 (-22.6)	272.40 (196.3)	330.90 (21.5)	695.23 (110.1)	1191.15 (71.3)	1012.63 (-15.0)	762.34 (-24.7)	905.85 (18.8)
Manufacturing	53286.09	63311.66 (18.8)	67459.01 (6.6)	72320.84 (7.2)	84936.38 (17.4)	97151.63 (14.4)	104306.35 (7.4)	111503.49 (6.9)	119420.24 (7.1)
Electricity, Gas, Water Supply & Other Utility Services	3446.04	3375.07 (-2.1)	2917.19 (-13.6)	3267.77 (12.0)	2960.61 (-9.4)	3559.34 (20.2)	4386.61 (23.2)	4854.80 (10.7)	5413.92 (11.5)
Construction	29759.66	27614.98 (-7.2)	30686.76 (11.1)	30146.78 (-1.8)	29581.79 (-1.9)	31519.99 (6.6)	34265.43 (8.7)	36869.60 (7.6)	38786.82 (5.2)
Industry	86610.61	94393.65 (9.0)	101335.36 (7.4)	106066.30 (4.7)	118174.01 (11.4)	133422.12 (12.9)	143971.02 (7.9)	153990.23 (7.0)	164526.83 (6.8)

Q: Quick Estimates A: Advance Estimates * Figures in brackets show the percentage growth over previous year.
Source: Department of Economic & Statistical Analysis, Haryana.

2017-18 to 113.94 in 2018-19. The index of agricultural production also increased from 119.90 in 2017-18 to 120.67 in 2018-19. However, the index of yield decreased from 107.57 in 2017-18 to 105.91 in 2018-19 during this period. The index of production of foodgrains decreased from 128.09 in 2017-18 to 127.48 in 2018-19 whereas the index of non-foodgrains increased from 102.34 in 2017-18 to 106.07 in 2018-19.

INDUSTRY SECTOR

1.14 The sub-sector wise Gross State Value Added (GSVA) along with the growth rates recorded by the Industry Sector in the State at constant (2011-12) prices during different years has been shown in **Table 1.5**. As per Quick Estimates for 2018-19, the GSVA for Industry Sector has been recorded as ₹ 1,53,990.23 crore as against ₹ 1,43,971.02 crore in 2017-18 recording a growth of 7.0 percent in 2018-19 as compared to the growth of 7.9 percent in 2017-18. As per the Advance Estimates for 2019-20 the GSVA from Industry Sector is estimated to be ₹ 1,64,526.83 crore recording a growth of 6.8 percent over previous year.

INDEX OF INDUSTRIAL PRODUCTION

1.15 Index of Industrial Production (IIP) is one of the prime indicators for measurement of trend in the industrial production over a period of time with reference to a chosen base year. The IIP is presently being prepared in the State with 2011-12 as base year by the Department of Economic and Statistical Analysis, Haryana. Growth in major sectors and use based categories of IIP for the year 2014-15 and 2015-16 are given **Table 1.6**.

Table 1.6-Index of Industrial Production.
(Base year 2011-12=100)

Industry Group	Index	
	2014-15	2015-16
Manufacturing	120.3 (4.9)	128.7 (7.0)
Electricity	119.5 (9.0)	92.5 (-22.6)
Use Based Classification		
A – Primary Goods Industries	122.8 (9.6)	96.7 (-21.2)
B – Capital Goods Industries	115.4 (4.9)	115.4 (0.0)
C – Intermediate Goods Industries	117.8 (-1.7)	109.7 (-6.9)
D – Infrastructure / Construction Goods	112.0 (-0.6)	109.8 (-2.0)
E – Consumer Durable Goods	124.6 (3.3)	142.1 (14.0)
F– Consumer Non-Durable Goods	124.9 (19.2)	152.8 (22.3)
General Index of IIP	120.3 (5.2)	126.1 (4.8)

Source: Deptt.of Economic & Statistical Analysis,Haryana.

1.16 The General IIP with 2011-12 as base year increased from 120.3 in 2014-15 to 126.1 in 2015-16, registering an increase of 4.8 percent. The IIP of Manufacturing Sector increased from 120.3 in 2014-15 to 128.7 in 2015-16, exhibiting a growth of 7.0 percent over the previous year. The IIP of Electricity Sector indicated a negative growth of -22.6 percent as it decreased from 119.5 in 2014-15 to 92.5 in 2015-16.

1.17 The IIP of Primary Goods Industries like argon gas, nitrogen liquid, oxygen liquid, urea, bitumen, liquefied petroleum gas (LPG) cylinders of iron and steel, electricity etc. decreased to 122.8 in 2014-15 to 96.7 in 2015-16 recording a decrease of -21.2 percent.

1.18 The IIP of Capital Goods Industries like conveyor belts, dental, motors, fan, diamond tools, cultivators, spring pins, air brake sets, axel, tracks, railway/tramway etc. showed no increase or decrease from 115.4 in 2014-15 to 115.4 in 2015-16.

1.19 The IIP of Intermediate Goods Industries like mud/molasses waste, plywood board, aluminium ingots, cast iron, machine screw iron and steel, gear case assemblies, medical surgical or laboratory sterilizer etc. decreased from 117.8 in 2014-15 to 109.7 in 2015-16, recording a decrease of -6.9 percent.

1.20 The IIP of Infrastructure/Construction Goods like paint, cement, portland, cable, PVC insulated, scrap cast iron, cement, other products, Cable, rubber insulated ceramic tiles etc. decrease from 112.0 in 2014-15 to 109.8 in 2015-16, recording a decrease of -2.0 percent.

1.21 The IIP of Consumer Durable Goods like cotton, carded or combed, cotton fabrics, fabrics, cotton blankets, garment cloth, cotton hand bag, artificial fur, other sports footwear, except skating

boots, books, rexin, audio CD/DVD player, rubber cloth/sheet, camping, pen body plastic, staplers, handicraft/ decorative fancy items etc. increased from 124.6 in 2014-15 to 142.1 in 2015-16, recording an increase of 14.0 percent.

1.22 The IIP of Consumer Non-Durable Goods like dried vegetable, milk, rice basmati, sugar, biscuits, black tea, rectified spirit, chewing tobacco and filters for beverages etc. increased from 124.9 in 2014-15 to 152.8 in 2015-16, recording an increase of 22.3 percent.

SERVICES SECTOR

1.23 The importance of the Services Sector can be gauged by looking at its contribution to the Gross State Value Added (GSVA) of the economy. The share of Services Sector in the GSVA at constant (2011-12) prices has increased to 50.6 percent in 2019-20. The rise in the Services Sector's share in GSVA marks a structural shift in the State's economy and takes it closer to the fundamental structure of a developed economy. During the period of 11th Five Years Plan, the Services Sector grew at the average annual growth rate of 12.2 percent. This growth rate of Service Sector was significantly higher than the average annual growth recorded for combined Agriculture and Industry Sectors during this period. The trend of faster and sustained growth of Services Sector as compared to other two sectors also remained on the same path during the first four years (2012-13 to 2015-16) of 12th Plan (2012-17). Thereafter the growth of Services Sector became comparatively slow. The growth of Services Sector was recorded as 10.6, 10.1, 10.4 and 10.8 percent in 2012-13, 2013-14, 2014-15 and 2015-16 respectively.

1.24 During 2016-17 and 2017-18, the growth of Services Sector was recorded

Table 1.7- GSVA from Services Sector at Constant (2011-12) Prices.

Sector	(₹ in crore)								
	2011-12	2012-13	2013-14	2014-15	2015-16	2016-17	2017-18	2018-19 (Q)	2019-20 (A)
Trade, Repair, Hotels & Restaurants	33107.42	36239.29 (9.5)	38434.40 (6.1)	43097.44 (12.1)	50324.65 (16.8)	55984.01 (11.2)	62512.56 (11.7)	67780.29 (8.4)	75572.52 (11.5)
Transport, Storage, Communication & Services related to Broadcasting	17276.89	18744.22 (8.5)	20469.79 (9.2)	22937.61 (12.1)	24381.94 (6.3)	24363.66 (-0.1)	25405.83 (4.3)	26952.91 (6.1)	28280.93 (4.9)
Financial, Real Estate & Professional Services	52584.59	59475.62 (13.1)	68666.72 (15.5)	74026.89 (7.8)	81917.61 (10.7)	89807.03 (9.6)	95085.52 (5.9)	103957.31 (9.3)	112990.76 (8.7)
Public Administration, Defence and Other Services	19956.26	21482.82 (7.6)	22127.24 (3.0)	25264.26 (14.2)	26587.59 (5.2)	28721.93 (8.0)	32611.45 (13.5)	34786.14 (6.7)	37291.57 (7.2)
Overall Services	122925.16	135941.93 (10.6)	149698.16 (10.1)	165326.20 (10.4)	183211.78 (10.8)	198876.63 (8.6)	215615.36 (8.4)	233476.65 (8.3)	254135.78 (8.8)

Q: Quick Estimates A: Advance Estimates * Figures in brackets show the percentage growth over previous year.

Source: Department of Economic & Statistical Analysis, Haryana.

as 8.6 and 8.4 percent respectively. As per Quick Estimates of 2018-19, the real GSVA from this sector has been recorded as ₹ 2,33,476.65 crore as against ₹ 2,15,615.36 crore in 2017-18, registering a growth of 8.3 percent. As per the Advance Estimates for 2019-20, the GSVA from Services Sector has been estimated as ₹ 2,54,135.78 crore recording growth of 8.8 percent over 2018-19. The slow growth in transport, storage, communication & services related to broadcasting (4.9%), financial services (5.6%) and public administration (6.4%) is the reason of comparatively low growth recorded in 2019-20 (Table 1.7).

Growth of Different Sub-Sectors in Services Sector

Trade, Repair, Hotels & Restaurants

1.25 As per the Quick Estimates of 2018-19, the growth of this sub-sector has been recorded as 8.4 percent as compared to the growth of 11.7 percent recorded in 2017-18. As per the Advance Estimates for 2019-20, the growth of this sub-sector is likely to be 11.5 percent.

Transport, Storage, Communication and Services related to Broadcasting

1.26 As per the Quick Estimates of 2018-19, the growth of this sub-sector has been recorded as 6.1 percent as compared to the growth of 4.3 percent in 2017-18. As per the Advance Estimates for 2019-20, the growth of this sub-sector is likely to be 4.9 percent.

Financial, Real Estate and Professional Services

1.27 This sub-sector recorded the growth of 5.9 percent and 9.3 percent in 2017-18 and 2018-19 respectively. As per the Advance Estimates for 2019-20, this sub-sector is likely to achieve the growth of 8.7 percent.

Public Administration, Defence and Other Services

1.28 This sub-sector recorded a growth of 13.5 and 6.7 percent in 2017-18 and 2018-19 respectively. As per the Advance Estimates for 2019-20, the growth of this sub-sector is likely to be 7.2 percent.

GROSS FIXED CAPITAL FORMATION 1.29

The productive capacity of the economy depends to a large extent upon the Capital Formation i.e. more the capital accumulation, the higher would be the productive capacity of the economy. The Department of Economic and Statistical Analysis, Haryana compiles the estimates of Gross Fixed Capital Formation (GFCF) for the State at current and constant (2004-05) prices by Industry of use, by type of Institutions and also by type of Assets. At current prices the GFCF of the State has been estimated at ₹ 86,061 crore during the year 2017-18 as against ₹ 78,423 crore during the year 2016-17, recording an increase of 9.7 percent. Similarly, at constant (2004-05) prices, the GFCF has been estimated as ₹ 44,442 crore during the year 2017-18 as against ₹ 41,463 crore during the year 2016-17, recording an increase of 7.2 percent during the year 2017-18. The Estimates for Gross Fixed Capital Formation and growth percentage are given in Table 1.8 and Fig. 1.5.

Table 1.8- Gross Fixed Capital Formation in Haryana.

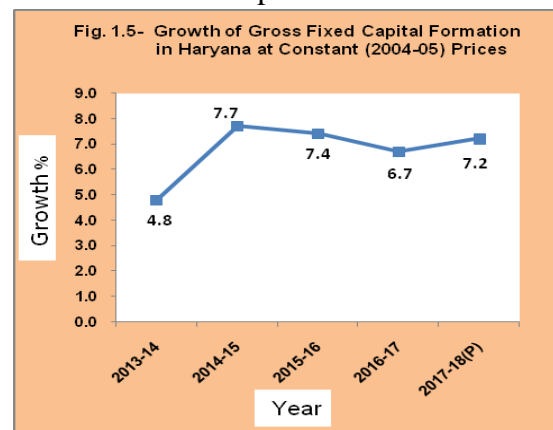
Year	Gross Fixed Capital Formation (₹ in crore)	
	At Current Prices	At Constant (2004-05) Prices
2011-12	47948	30958
2012-13	53158	32041
2013-14	59134	33584
2014-15	65357	36158
2015-16	71116	38851
2016-17	78423	41463
2017-18(P)	86061	44442

P: Provisional Estimates, Source: Department of Economic & Statistical Analysis, Haryana.

Gross Fixed Capital Formation in Agriculture and Allied Sectors

1.30 The contribution of Gross Fixed Capital Formation in Agriculture and Allied Sectors at constant (2004-05)

prices was 9.3 percent in 2004-05. Thereafter, it increased from 13.2 percent in 2016-17 to 14.2 percent in 2017-18.



Gross Fixed Capital Formation in Industry Sector

1.31 In the State, the contribution of Gross Fixed Capital Formation in Industry Sector at constant (2004-05) prices was 55.5 percent in 2004-05 and in 2016-17, it was 52.2 percent which increased to 52.8 percent in 2017-18.

Gross Fixed Capital Formation in Services Sector

1.32 The contribution of Gross Fixed Capital Formation in Services Sector was 35.2 percent at constant (2004-05) prices in 2004-05. Thereafter, it decreased to 34.6 percent in 2016-17 and 33.0 percent in 2017-18.

PRICE SITUATION

1.33 For assessing the price situation in the State, the Department of Economic & Statistical Analysis, Haryana collects wholesale and retail prices of essential commodities and services on weekly/monthly basis from rural and urban areas of the State and prepares the WPI and CPI for Rural Haryana & Working Class respectively.

1.34 Wholesale Price Index: The Wholesale Price Index (WPI) of 20 selected agricultural commodities (Base Agri. Year 1980-81=100) of the State from

2014-15 to 2018-19 is given in **Table 1.9**. It has increased from 1,384.9 in 2017-18 to 1,437.3 in 2018-19, showing an increase of 3.8 percent. This increase was 2.5 and 2.6 percent respectively during the year 2016-17 and 2017-18 over the previous years.

1.35 The month-wise WPI from December, 2018 to December, 2019 is presented in **Table 1.10**. The WPI rose from 1,425.3 in December, 2018 to 1,521.2 in December, 2019 registering an increase of 6.7 percent. This rise is mainly attributed to increase in prices of grains, pulses, oil seeds, cotton, gur and some other crops.

Table 1.9- Year-wise Wholesale Price Index of 20 Selected Agricultural Commodities in Haryana.

Year	Index (Base Agri. Year 1980-81=100)
2014-15	1279.7
2015-16	1317.5
2016-17	1349.8
2017-18	1384.9
2018-19	1437.3

Source: Department of Economic and Statistical Analysis, Haryana.

1.36 Consumer Price Index (Rural): It measures changes in the price level of consumer goods and services purchased by households over a period of time. The main objective of computing this Index is to watch the movement of general level of retail prices of selected essential commodities that are in the consumption basket of an average rural household in the State. The prices are collected fortnightly from 24 villages from different parts of the State.

1.37 Consumer Price Index (Rural) of Food Group moved by 5.3 percent during 2018-19 as compared to 2.7 percent during 2017-18 and General Group by 4.6 percent during 2018-19 as compared to 3.1

percent during 2017-18. Year-wise CPI (Rural) of State from 2014-15 to 2018-19 is given in **Table 1.11**.

Table: 1.10- Monthly Wholesale Price Index of 20 Selected Agricultural Commodities in Haryana.

Month	Index (Base Year 1980-81=100)
December, 2018	1425.3
January, 2019	1431.2
February, 2019	1439.3
March, 2019	1448.2
April, 2019	1454.2
May, 2019	1471.2
June, 2019	1473.2
July, 2019	1482.2
August, 2019	1496.3
September, 2019	1500.3
October, 2019	1513.3
November, 2019	1520.1
December, 2019	1521.2

Source: Department of Economic & Statistical Analysis, Haryana.

Table 1.11- Year-wise Consumer Price Index (Rural) in Haryana.

Year	(Base Year 1988-89=100)	
	Food Index	General Index
2014-15	708	654
2015-16	741	690
2016-17	766	711
2017-18	787	733
2018-19	829	767

Source: Department of Economic & Statistical Analysis, Haryana.

1.38 To observe the detail of month-wise movement of CPI (Rural) in the State, the index of December, 2018 to December, 2019 is presented in **Table 1.12**. It was 759 in December, 2018 and rose to 816 in December, 2019, registering an increase of 7.5 percent.

1.39 Consumer Price Index for Working Class: CPI (IW) measures the relative change over time in the level of retail prices of a fixed set of goods and services consumed by an average working class family. It is compiled by taking into account the weighted average of the monthly indices of six centres namely, Surajpur-Pinjor, Panipat, Sonipat,

Bhiwani, Hisar and Bahadurgarh. Year-wise CPI (IW) of the State from 2015 to 2019 is presented in **Table 1.13**.

Table 1.12- Monthly Consumer Price Index (Rural) in Haryana.

(Base Year 1988-89=100)

Month	Index
December, 2018	759
January, 2019	769
February, 2019	770
March, 2019	774
April, 2019	780
May, 2019	782
June, 2019	786
July, 2019	792
August, 2019	795
September, 2019	800
October, 2019	807
November, 2019	810
December, 2019	816

Source: Department of Economic & Statistical Analysis, Haryana.

Table 1.13- Year-wise Consumer Price Index (IW) in Haryana.

(Base Year 1982=100)

Year	Index
2015	1016
2016	1068
2017	1094
2018	1141
2019	1215

Source: Department of Economic & Statistical Analysis, Haryana.

1.40 The CPI (IW) of the State has increased by 6.5 percent in 2019 as compared to 4.3 percent in 2018. The center-wise increase was highest in Bahadurgarh (6.7 percent) whereas it was lowest in Hisar (6.2 percent) for the year 2019.

1.41 To observe the month-wise movement of CPI (IW) in the State, the index of December, 2018 to December, 2019 is presented in **Table 1.14**. The Consumer Price Index for Working Class (Base Year 1982=100) was 1,163 in December, 2018 and rose to 1,257 in December, 2019, registering an increase of 8.1 percent.

Table 1.14- Monthly Consumer Price Index (IW) in Haryana.

(Base Year 1982=100)

Month	Index
December, 2018	1163
January, 2019	1177
February, 2019	1179
March, 2019	1186
April, 2019	1198
May, 2019	1202
June, 2019	1209
July, 2019	1221
August, 2019	1226
September, 2019	1232
October, 2019	1242
November, 2019	1251
December, 2019	1257

Source: Department of Economic & Statistical Analysis, Haryana.

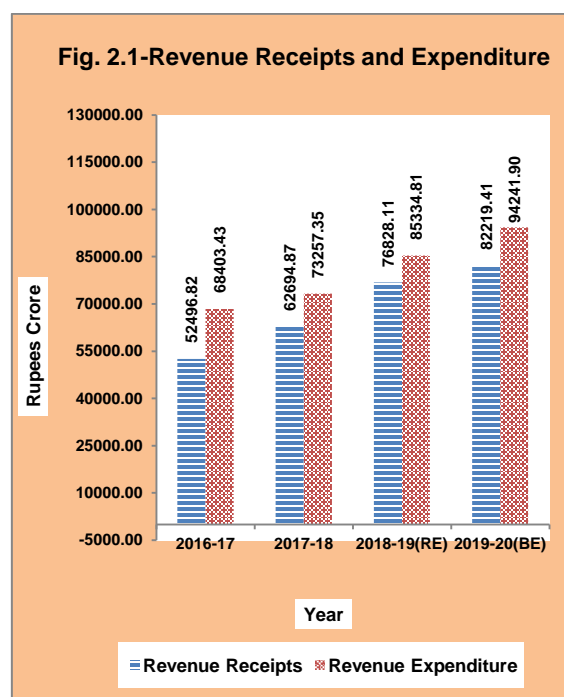
PUBLIC FINANCE, BANKING & CREDIT, FINANCIAL INCLUSION AND EXCISE & TAXATION

Haryana is one of the most progressive States in the country. It has been a pioneer State in carrying out fiscal reforms and our fiscal management is reckoned as one of the best in the country. Public finance relates to the collection of taxes by the Government from those who benefit from the provision of public goods and the use of those tax funds towards production and distribution of public goods. Resource generation, resource allocation and expenditure management (resource utilization) are the essential components of a public financial management system. The purview of public finance is considered to be three fold namely; efficient allocation of resources, distribution of income, and macro-economic stabilization.

2.2 As per the recommendations of 14th Finance Commission, the fiscal deficit target was set at 3 percent of Gross State Domestic Product (GSDP) for its award period of 2015-16 to 2019-20. As per the Budget Estimates (BE) for 2019-20 of the State, fiscal deficit was projected at ₹ 22,462 crore, constituting 2.86 percent of GSDP, which is well within the stipulated limit of 3 percent. Similarly, debt to GSDP ratio was estimated at 22.86 percent in BE 2019-20 as against the prescribed limit of 25 percent.

REVENUE RECEIPTS AND REVENUE EXPENDITURE

2.3 The revenue receipts and revenue expenditure of the State from 2016-17 to 2019-20 (BE) is shown in **Fig. 2.1 and Annexures 2.1 to 2.3**. The revenue receipts comprises State's Own Tax and Non-Tax Revenue, Share in Central Taxes and Grant-in-Aid from



Centre. As per Budget Estimates of 2019-20, the revenue receipts of the Government of Haryana are expected to be ₹ 82,219.41 crore against the estimated revenue expenditure of ₹ 94,241.90 crore,

Table 2.1- Tax Position of Haryana.

(₹ in crore)			
Year	State's Own Tax Revenue (OTR)	Share in Central Taxes (SCT)	Total Tax
2016-17	34025.71	6597.45	40623.16
2017-18	41099.38	7297.52	48396.90
2018-19 (RE)	50946.00	8254.60	59200.60
2019-20 (BE)	51105.00	11216.64	62321.64

RE - Revised Estimates, BE- Budget Estimates

Source: State Budget Documents.

with a deficit of ₹ 12,022.49 crore. The revenue receipts of the State Government were ₹ 62,694.87 crore against revenue expenditure of ₹ 73,257.35 crore with a deficit amounting to ₹ 10,562.48 crore in 2017-18. It was ₹ 52,496.82 crore against the revenue expenditure of ₹ 68,403.43 crore depicting a deficit amounting to ₹ 15,906.61 crore in 2016-17.

Taxes

2.4 The tax position of Haryana State from 2016-17 to 2019-20 (BE) is given in the **Table 2.1**. Total tax comprises of i) State's Own Tax Revenue (OTR) and ii) State's Share in Central Taxes (SCT). State total tax is expected to increase from ₹ 40,623.16 crore (₹ 34,025.71 crore OTR + ₹ 6,597.45 crore SCT) in 2016-17 to ₹ 62,321.64 crore (₹ 51,105 crore OTR+ ₹ 11,216.64 crore SCT) in 2019-20 (BE).

Tax Revenue

2.5 The contribution in tax revenue from Sales Tax is estimated at ₹ 10,900 crore in 2019-20 (BE) as compared to ₹ 11,290 crore in 2018-19 (RE). Sales tax is estimated to decrease by 3.45 percent in 2019-20 (BE) over 2018-19 (RE) due to the implementation of State Goods and Service Tax (SGST). The contribution in tax revenue from SGST is estimated at ₹ 22,750 crore in 2019-20 (BE) as compared to ₹ 23,760 crore in 2018-19 (RE) showing an decrease of 4.25 percent in 2019-20 (BE) over 2018-19 (RE). The contribution in tax revenue from State Excise is estimated at ₹ 7,000 crore in

2019-20 (BE) as compared to ₹ 6,450 crore in 2018-19 (RE) showing an increase of 8.53 percent in 2019-20 (BE) over 2018-19 (RE). The contribution in tax revenue from Stamps and Registration is estimated at ₹ 6,500 crore in 2019-20 (BE) as compared to ₹ 6,000 crore in 2018-19 (RE) (**Annexure 2.1**).

Share in Central Taxes

2.6 Transfer from Centre mainly consists of State's Share in Central Taxes, grant for centrally sponsored schemes, grant under the award of Central Finance Commission and other grants. The Share in Central Taxes is estimated at ₹ 11,216.64 crore in 2019-20 (BE) against ₹ 8,254.60 crore in 2018-19 (RE). It shows that Share in Central Taxes is likely to increase by 35.88 percent in 2019-20 (BE) over 2018-19 (RE).

Grant-in-Aid

2.7 The Grant-in-Aid received in the State is shown in **Table 2.2**. Apart from the valuable amount from Central taxes, Finance Commission has made recommendations regarding Grant-in-Aid to the States for specific purpose. State is expected to receive about ₹ 9,872.82 crore as Grant-in-Aid in 2019-20 (BE) against ₹ 8,507.35 crore in 2018-19 (RE). It indicates that Grant-in-Aid is likely to increased by 16.05 percent in 2019-20 (BE) over 2018-19 (RE).

Table 2.2- Grant-in-Aid received from Central Government.

(₹ in crore)	
Year	Amount Received
2016-17	5677.57
2017-18	5185.12
2018-19 (RE)	8507.35
2019-20(BE)	9872.82

RE - Revised Estimates, BE- Budget Estimates

Source: State Budget Documents.

CAPITAL RECEIPTS AND CAPITAL EXPENDITURE

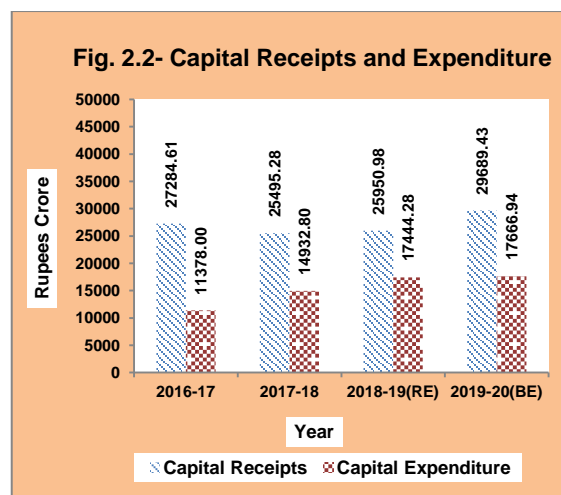
Capital Receipts

2.8 The capital receipts and capital expenditure of the State from 2016-17 to 2019-20 (BE) is shown in **Fig. 2.2 and Annexure 2.1 and 2.2**. The capital receipts consist of three parts (i) recovery of loans (ii) misc. capital receipts and (iii) borrowing and other liabilities. Capital receipts is estimated at ₹ 29,689.43 crore in 2019-20 (BE) against ₹ 25,950.98 crore in 2018-19 (RE).

Capital Expenditure

2.9 Capital expenditure consists of capital outlay and lending (disbursement of loans and advances) and it results in the creation of assets. The capital expenditure of the State is expected to increase from ₹ 11,378 crore in 2016-17 to ₹ 17,666.94 crore in 2019-20 (BE) as shown in **Annexure 2.2**.

2.10 The total developmental expenditure, comprising of social services like education, medical and public health, water supply and sanitation, social security and welfare, labour and employment, etc. and economic services like agriculture & allied activities, irrigation & flood control, power industries, transport, rural development, etc. is estimated at ₹ 74,971.65 crore in 2019-20 (BE) as against ₹ 71,588.27 crore in 2018-19 (RE), indicating an increase of 4.73 percent.



2.11 The total non-developmental expenditure comprising of administrative services, organs of State, fiscal services, interest payments, pensions and miscellaneous general services etc. is estimated at ₹ 36,937.19 crore in 2019-20 (BE) as compared to ₹ 30,965.10 crore in 2018-19 (RE). The total non-developmental expenditure is estimated to increase by 19.29 percent in 2019-20 (BE) over 2018-19 (RE).

Financial Position

2.12 The revenue account is estimated to show a deficit of ₹ 12,022.49 crore in 2019-20 (BE) as against deficit of ₹ 10,562.48 crore in 2017-18. The net deposits of small savings, provident fund etc. are estimated to show a surplus of ₹ 453 crore in 2019-20 (BE) as compared to ₹ 802 crore in 2018-19 (RE) (**Annexure 2.3**).

BUDGETARY EXPENDITURE OF STATE GOVERNMENT AS PER ECONOMIC CLASSIFICATION

2.13 In order to secure legislative control, administrative accountability and auditing of any act of spending, the expenditure in the Government Budget is generally classified department-wise. The Government budgetary transactions are significant only in terms of meaningful

economic categories such as consumption expenditure, capital formation etc. and so they have to be sorted out, re-classified and re-grouped. Budget can broadly be divided into Administrative Departments and Departmental Commercial Undertakings. Administrative Departments are Government agencies for the implementation of social and economic policy of the Government, whereas Departmental Commercial Undertakings are un-incorporated enterprises owned, controlled and run directly by the Government.

2.14 The Economic Classification of the Budget which classifies the budgetary transactions in significant economic categories place the total expenditure at ₹ 1,10,615.01 crore in the year 2019-20 (BE) as compared to ₹ 1,03,631.83 crore in 2018-19 (RE) showing an increase of 6.74 percent (**Annexure 2.4**).

INSTITUTIONAL FINANCE

2.17 Institutional Finance is vital for any development programme. The role of the State Government has been to persuade the banking institutions to give greater importance to the agricultural and allied sector, particularly for poverty alleviation programmes. The Institutional Finance available through Commercial, Cooperative Banks and other term lending institutions reduces pressure on the budgetary resources of the State Government.

2.18 The total number of Commercial Banks (CBs) and Regional Rural Banks (RRBs) branches working in the State as on September, 2019 was 4,915. The total deposits of CBs and RRBs increased to ₹ 4,06,174 crore in September, 2019. Similarly total advances in the State increased to ₹ 2,66,936 crore in September,

2.15 The consumption expenditure of the State Government is estimated at ₹ 38,094.01 crore in 2019-20 (BE) against ₹ 34,327 crore in 2018-19 (RE). It shows that consumption expenditure is likely to increase by 10.97 percent in 2019-20 (BE) over 2018-19 (RE).

2.16 State's Gross Capital Formation i.e. investment on buildings, roads & other construction, purchase of vehicles and machinery & equipments by Administrative Departments and Departmental Commercial Undertakings is estimated at ₹ 9,925.63 crore in 2019-20 (BE) against ₹ 9,956.98 crore in 2018-19 (RE). In addition to the Gross Capital Formation, the State Government also provides financial assistance to other sectors of the economy for capital formation through capital transfers, loans & advances and by purchasing financial assets (**Annexure 2.4**).

2019. Credit-Deposit (CD) Ratio is a significant indicator of credit flow for accelerating economic development of the State. The CD Ratio in the State has slightly decreased to 66 percent in September, 2019 as compared to 69 percent during the corresponding period of last year.

State Annual Credit Plan

2.19 Annual Credit Plan of the State for the current year 2019-20 envisages a credit lending of ₹ 62,196 crore. The targets up to September, 2019 for 2019-20 are increased by 6 percent as compared to those for the year 2018-19. Overall achievement under State Annual Credit Plan 2019-20 stood at ₹ 56,574 crore up to September, 2019 against the target of ₹ 62,196 crore which was 91 percent of the annual target (**Table 2.3**).

2.20 The performance of banks regarding credit lending to agriculture & allied sector is satisfactory. Against the pro-rata target upto September, 2019 of ₹ 39,143 crore, the achievement up to September, 2019 was ₹ 30,645 crore i.e. 78 percent. In the micro small & medium enterprises, the performance was quite satisfactory. The banks disbursed ₹ 20,351 crore against the annual target of ₹ 14,992 crore which is 136 percent of the target. In the other priority sector banks disbursed ₹ 5,578 crore against the target of ₹ 8,061 crore which is 69 percent of the target.

Bank-wise Performance of CBs and RRBs

2.21 Under Annual Credit Plan, of the State for the year 2019-20, CBs and RRBs

disbursed ₹ 50,243 crore upto September, 2019 against the target of ₹ 53,326 crore which is 94 percent of target. Advances by CBs and RRBs during 2019-20 is given in **Table 2.4**.

2.22 The CBs and RRBs disbursed the highest advances of ₹ 24,918 crore in agriculture & allied sector followed by ₹ 20,103 crore in micro & small enterprises sector and ₹ 5,222 crore in other priority sector. However, the percentage of achievement against the target was highest in micro small & medium enterprises sector 143 percent followed by agriculture & allied sector 79 and other priority sector 69 percent.

Table 2.3- Annual Credit Plan of Haryana for 2019-20.

(₹ in crore)

Sector	Pro-Rata Target 2019-20	Achievement (upto 30.9.2019)	Percentage Achievement
Agriculture & Allied	39143.00	30645.00	78
Micro, Small & Medium Enterprises	14992.00	20351.00	136
Other Priority Sector	8061.00	5578.00	69
Total	62196.00	56574.00	91

Source: Convener Bank, Punjab National Bank.

Table 2.4- Disbursement by Commercial Banks and RRBs in Haryana during 2019-20.

(₹ in crore)

Sector	Pro-Rata Target 2019-20	Achievement (upto 30.9.2019)	Percentage Achievement
Agriculture & Allied	31614.00	24918.00	79
Micro, Small & Medium Enterprises	14104.00	20103.00	143
Other Priority Sector	7608.00	5222.00	69
Total	53326.00	50243.00	94

Source: Convener Bank, Punjab National Bank.

Table 2.5-Disbursement by Co-operative Banks in Haryana during 2019-20

(₹ in crore)

Sector	Pro-Rata Target 2019-20	Achievement (upto 30.9.2019)	Percentage Achievement
Agriculture & Allied	7149.00	5698.00	80
Micro, Small & Medium Enterprises	506.00	168.00	33
Other Priority Sector	428.00	345.00	81
Total	8083.00	6211.00	77

Source: Convener Bank, Punjab National Bank.

Table 2.6- Disbursement by HSCARDB during 2019-20.

(₹ in crore)			
Sector	Pro-Rata Target 2019-20	Achievement (upto 30.9.2019)	Percentage Achievement
Agriculture & Allied	375.00	29.00	8
Micro, Small & Medium Enterprises	27.00	7.00	26
Other Priority Sector	24.00	1.00	4
Total	426.00	37.00	9

Source: Convener Bank, Punjab National Bank.

Table 2.7- Advances by Small Industries Development Bank of India during 2019-20.

(₹ in crore)			
Sector	Pro-Rata Target 2019-20	Achievement (upto 30.9.2019)	Percentage Achievement
Agriculture & Allied	0	0	0
Micro Small & Medium Enterprises	348.00	56.00	16
Other Priority Sector	0	0	0
Total	348.00	56.00	16

Source: Convener Bank, Punjab National Bank

Cooperative Banks

2.23 Haryana State Cooperative Apex Bank has disbursed ₹ 6,211 crore up to September, 2019 against the target of ₹ 8,083 crore which is 77 percent of the target. Sector-wise detail is given in **Table 2.5.**

Haryana State Cooperative Agriculture & Rural Development Bank

2.24 Haryana State Cooperative Agriculture & Rural Development Bank (HSCARDB) disbursed ₹ 37 crore up to September, 2019 against the target of

₹ 426 crore which is 9 percent of the target. Sector-wise performance of Haryana State Cooperative Agriculture and Rural Development Bank (HSCARDB) during the year 2019-20 is given in **Table 2.6.**

Small Industries Development Bank

2.25 Small Industries Development Bank of India had advanced only ₹ 56 crore up to September, 2019 against the target of ₹ 348 crore which is 16 percent. Sector-wise detail is given in **Table 2.7.**

THE HARYANA STATE COOPERATIVE AGRICULTURE AND RURAL DEVELOPMENT BANK LTD.

2.26 The Haryana State Cooperative Agriculture and Rural Development Bank Ltd. (HSCARDB) was set up on 1st Nov., 1966. At the time of establishment of the Bank, there were only 7 PCARDBs in the State, now this number has risen to 71 PCARDBs. These PCARDBs have now

been amalgamated into 19 DPCARDBs and the existing PCARDBs at Tehsil and Sub-Tehsil level act as branches of these DPCARDBs.

2.27 The Haryana State Cooperative Agriculture and Rural Development Bank Ltd. has advanced ₹ 3,320.67 lakh from 1.04.2019 to 30.11.2019. Sector-wise physical performance of HSCARDB Ltd. is given in **Table 2.8 and 2.9.**

Table 2.8 -Sector-wise Performances of HSCARDB Ltd.

(₹ in lakh)

Sr. No	Sector/ Schemes	Projected Target for the year 2019-20	Advancements (1.4.2019 to 30.11.2019)
1	Minor Irrigation	6000	1126.95
2	Farm Mechanisation	400	21.50
3	Land Development	2000	354.00
4	Dairy Development incl. Cattle Shed	1100	143.50
5	Hort./Farm Forestry	1500	309.80
6	Rural Housing	800	108.55
7	Non Farm Sector	1800	1063.92
8	Purchase of Land	500	26.00
9	Rural Godowns	200	0.00
10	Others	700	166.45
	Total	15000	3320.67

Source: Haryana State Cooperative Agriculture and Rural Development Bank Ltd.

Table 2.9- Sector-wise Performance of HSCARDB Ltd.

(₹ in lakh)

Sr. No.	Sector/ Scheme	Advancement									
		2014-15		2015-16		2016-17		2017-18		2018-19	
		No. of Beneficiaries	Amount	No. of Beneficiaries	Amount	No. of Beneficiaries	Amount	No. of Beneficiaries	Amount	No. of Beneficiaries	Amount
1	Minor Irrigation	1357	4990.67	1840	6747.04	990	3831.48	726	3265.76	161	694.66
2	Farm Mechanisation	146	333.65	329	667.60	129	308.25	74	210.65	01	4.00
3	Land Development	499	1533.20	683	2363.35	390	1381.40	211	827.85	45	158.60
4	Dairy Development	412	1027.84	389	1121.06	202	642.05	106	356.68	34	140.48
5	Hort./Farm Forestry	364	1681.40	415	1836.55	231	1144.05	136	720.95	33	191.50
6	Rural Housing	207	431.23	425	892.08	201	509.90	106	268.42	27	84.85
7	Non- Farm Sector	677	2216.40	626	2228.07	381	1387.80	440	1756.51	266	1251.75
8	Purchase of Land	58	312.22	64	342.40	44	237.00	13	85.50	11	61.50
9	Rural Godowns	2	12.00	1	6.00	9	40.50	1	6.00	00	1.50
10	Others	158	542.73	256	637.62	128	349.15	68	223.00	14	54.75
	Total	3880	13081.54	5028	16841.77	2705	9834.58	1881	7721.32	592	2643.59

Source: Haryana State Cooperative Agriculture and Rural Development Bank Limited.

(A) The following Schemes are in operations by the HSCARDB Ltd.:-

1. Rural Housing Scheme;
2. Purchase of Agriculture Land;
3. Combine Harvester;
4. Straw-Reaper;
5. Strawberry Cultivation;
6. Commercial Dairy for Self Employment;
7. Scheme for setting up of Agri-clinics and Agri-Business Centres for agriculture graduates;
8. Two Wheelers to farmers;
9. Cattle Shed Scheme;
10. Financing of Medicinal & Aromatic Plants;
11. Financing of Community Halls;
12. Rural Godown;
13. Rural Educational Infrastructure;
14. Marriage Palace, all kinds of IT activities and other services;
15. Replacement of defunct tube-wells with new submersible tube-wells.
16. Organic Inputs.

2.28 The Bank has refixed the rate of interest as 13 percent per annum to be charged from the ultimate borrowers w.e.f. 01.03.2019. Prior to this, the rate of interest was 13.50 percent per annum. The DPCARDBs have been allowed a margin of 1.75 percent whereas HSCARDB retains a margin of 2.45 percent per annum.

2.29 Timely Repayment Interest Subvention Scheme: Under Timely Repayment Interest Incentive Scheme of the State Govt. launched in 2009, a total number of 17,951 farmers had availed interest subvention @ 3 percent amounting

to ₹ 5.66 crore upto 31.12.2009. This scheme had been further extended up to 31.03.2018 with the enhanced interest subvention @ 5 percent p.a. 1,24,671 loanee farmers have availed 5 percent interest subvention to the extent of ₹ 82.38 crore from 01.01.2010 to 24.08.2014. But benefit of rate of interest was changed from 5 percent to 50 percent of the agreed rate of interest w.e.f. 25.08.2014. Under this scheme 74,852 loanee farmers have availed the benefit of ₹ 70.33 crore from 25.08.2014 to 30.06.2019.

2.30 Recovery Linked Incentive Scheme (OTS)-2019: This scheme covered those defaulter loanees of DPCARDBs who could not clear their installments of principal and interest due to certain reasons as on 31.08.2019. As per norms of the scheme, defaulter loanee is entitled to avail 50 percent of entire interest liability inclusive of overdue interest as on 31.08.2019. The penal interest @ 2 percent per annum is borne by Bank. The scheme covers all the purposes except purchase of land. This scheme is up to 31.01.2020. Under this scheme amount of benefit of ₹ 7844.20 lakh have been given to 10,003 defaulter loanees from 01.09.2019 to 28.01.2020 and penal interest of ₹ 1651.20 lakh have been waived off till 28.01.2020.

**THE HARYANA STATE
CO-OPERATIVE APEX BANK LTD.**

2.31 HARCO Bank occupies a vital position in the State economy. The Short Term Coop. Credit Structure consists of three tiers i.e. HARCO Bank at State level having 13 branches and 2 Extension Counters at Chandigarh and Panchkula, 19 Central Co-operative Banks at district

headquarters with their 594 branches and 725 PACS catering to the financial needs of 11.93 lakh members, who are residing mostly in rural areas of Haryana. The various activities undertaken by the HARCO bank are mobilization of deposits, raising of funds/borrowings from various higher financing agencies like RBI/

NABARD, State Government, NCDC etc. on its behalf and on behalf of the members and to provide credit to its members for agriculture, marketing and processing, consumption, manufacturing, trading, housing, transport, distribution and stocking etc. purposes in the State and serving its depositors for the last 53 years. The HARCO Bank from a humble

beginning in November, 1966 has grown into a sound financial institution with outstanding credit worthiness. It had working capital of ₹ 9,282.08 crore as on December, 2019 (**Table 2.10**). The Comparative position of advances made by the Central Cooperative Banks (Crop-wise) during the last six years is given in **Table 2.11**.

Table: 2.10- Financial Position of HARCO Bank.

(₹ in crore)

Sr. No.	Particulars	2014-15	2015-16	2016-17	2017-18	2018-19	Upto Dec. 2019
1.	Share Capital	132.61	137.99	143.21	172.57	245.36	245.36
2.	Own Fund	566.45	756.53	800.34	850.05	949.84	949.83
3.	Deposits	2179.55	3104.91	3740.28	3397.93	2682.70	3894.54
4.	Borrowings	4425.04	4025.27	4300.99	4719.83	4663.96	4295.80
5.	Loan Issued	6748.60	7608.07	7397.17	7541.99	7313.05	6318.27
6.	Loan O/S	5904.08	6318.60	5564.17	6771.73	6748.65	7099.21
7.	Profits/Loss	16.23	23.80	31.96	35.65	31.88	-
8.	Recoveries %	99.95	99.96	99.95	99.95	-	-
9.	Total Overdue as % to Loans O/S	0.05	0.04	0.05	0.04	0.05	-
10.	NPAs %	0.05	0.04	0.05	0.04	0.05	-
11.	Wkg. Capital	7698.09	8029.50	9127.83	9039.39	8434.21	9282.08

Source: HARCO Bank.

Table: 2.11- Crop-wise Advances by the Central Cooperative Banks.

(i) KHARIF CROPS

(₹ in crore)

Season	Targets			Achievement		
	Cash	Kind	Total	Cash	Kind	Total
2015	4194.00	201.00	4395.00	4369.58	211.26	4580.84
2016	4600.00	227.00	4827.00	4558.40	206.83	4765.23
2017	4875.00	243.00	5118.00	4749.14	233.79	4982.93
2018	5121.00	271.30	5392.00	4978.87	245.00	5223.87
2019	5285.00	300.00	5585.00	4928.53	256.23	5184.58

(ii) RABI CROPS

(₹ in crore)

Season	Targets			Achievement		
	Cash	Kind	Total	Cash	Kind	Total
2014-15	4175.00	305.00	4480.00	4310.25	250.59	4560.84
2015-16	4483.00	305.00	4788.00	4523.94	361.06	4885.00
2016-17	4704.00	396.00	5100.00	4082.05	296.91	4378.96
2017-18	4731.00	414.00	5145.00	4620.06	297.79	4917.85
2018-19	5237.47	418.00	5655.47	5172.20	312.76	5484.96
2019-20	5678.12	459.65	6137.77	3187.41	252.20	3439.61

(as on 1.12.2019)

Source: HARCO Bank.

Revolving Cash Credit Scheme & Deposit Guarantee Scheme

2.32 For the benefit of farmers, 11.93 lakh Kisan Credit Cards have been issued and achieved the 100 percent target of issuing KCC upto March, 2019. To meet all types of loan requirement of the farmers for non-agricultural purposes, a limit upto ₹ 7 lakh is being provided under Revolving Cash Credit Scheme. In the interest of rural inhabitants, a Deposit Guarantee Scheme for PACS has been implemented from 01.11.2005. Under this scheme, deposit upto ₹ 50,000 of the members are guaranteed by the bank.

Interest Subvention Scheme of Govt. of India

2.33 Interest subvention @ 3 percent was provided by Government of India to the farmers who availed crop loans and made repayment of their crop loans on or before due dates. Thus, the effective rate of interest for prompt payee farmers on crop loans is 4 percent w.e.f. 01.04.2009. Under this scheme, interest relief of ₹ 95.41 crore was provided to approximately 5 lakh prompt payee farmers during the year 2018-19.

State Interest Subvention Scheme

2.34 Interest subvention @ 4 percent is being provided by State Govt. to prompt payee farmers during the year 2018-19, interest relief of ₹ 127.88 crore was provided to approximately 5 lakh prompt payee farmers. As 3 percent interest subvention is being provided by Government of India to the prompt payee farmers on crop loans and 4 percent interest subvention is provided by State Govt. Thus the effective rate of interest on crop loans is 'Zero' percent for the prompt payee farmers (i.e. 7%- 4%- 3%). This scheme is still in operation.

Personal Accident Insurance Scheme for KCC Holders

2.35 Personal Accident Insurance Scheme has been implemented in the DCCBs since 2009. During the year 2018-19 insurance cover upto ₹ 50,000 is being provided on nominal Insurance Premium i.e. ₹ 5.60 KCC holders. The premium payable by per KCC holder is ₹ 2 only and balance of ₹ 3.60 are being borne by the CCBs. The scheme will continue for the year 2019-20 also.

Social Security Pension/ Allowances Schemes

2.36 District Central Coop. Banks in the State have been assigned the work of distribution of pension/allowances by Social Justice Empowerment Department Haryana. 3.58 lakh pension accounts have been opened by the branches of these Banks so far and pension is being disbursed through these banks. Distribution of pension through sales points of PACS is also being done in some areas. Central Coop. Banks have attained no.1 position in the State amongst all public and private sector Banks.

Core Banking Solution (CBS) & Services to Customers under I.T. Sector

2.37 Core Banking Solution has been implemented in HARCO Bank and all Central Cooperative Banks. Under CBS, RTGS/NEFT & SMS Alert service & Direct Benefit Transfer (DBT) service are being provided to the customers. RuPay Debit Cards & Kisan Debit Cards (ATM Cards) are also being provided by HARCO Bank & DCCBs. ATM machines have been installed in HARCO Bank and Central Cooperative Bank. RuPay Kisan Cards are being provided by DCCBs to all the active loanee members to avail credit facilities. Micro ATMs facilities are also

being provided to the customers of HARCO Bank and DCCBs. The POS machines have been installed at PACS level in all 19 DCCBs. Mobile Banking Services have been implemented in HARCO Bank.

2.38 HARCO Bank and all the Central Coop. Banks are providing services under Pradhan Mantri Jivan Jyoti Bima Yojana (PMJJBY), Atal Pension Yojana (APY) and Pradhan Mantri Jeevan Surksha Bima Yojana (PMJSBY) to their customers.

2.39 Finance Department has empanelled HARCO bank including DCCBs along with three other banks to open the salary accounts of employees of Haryana Govt. Institutions, Boards & Corporations. More than 7,000 salary accounts have been opened by HARCO bank including DCCBs and it is expected that more than 10,000 salary accounts will be opened by the end of the current financial year 2019-20.

One Time Settlement (OTS) Policy-2019 for PACS

2.40 With a view to provide opportunities to the loanee members of PACS in the State who have not been able to repay their dues for reasons beyond their control and are defaulter to PACS, One Time Settlement Scheme has been formulated to provide relief to them to clear their overdue. This scheme is in operation since 01.09.2019 and was operative upto 31.12.2019. However, the scheme has been extended upto 31.1.2020 by the State Govt. and an amount of ₹ 1,264.65 crore (39.33%) has been recovered upto 27.01.2020 out of overdue amount of ₹ 3,215.30 crore. As per scheme all loanee members of PACS

whose loans are overdue as on 31.08.2019 shall be eligible for availing the benefit of the scheme. The scheme provides full waiver of interest payable by the members who repay their full amount of principal. The eligible member who repays the principal amount as per the scheme shall be eligible to borrow afresh. The State Govt. shall meet the interest liability in respect of such loanees @5.50 percent simple interest and the balance interest liability (including the penal interest) shall be borne by the PACS. It is also clarified that the loanee member covered under the scheme are not only farmers but also other i.e. rural artisans, petty shopkeepers etc.

One Time Settlement (OTS) Policy-2019 for DCCBs

2.41 This policy is implemented to reduce the NPAs of the DCCBs and to provide opportunities to the borrowers of the DCCB, who have not been able to repay their dues for reasons beyond their control. The liability of the State Govt. is restricted to 10 percent of the interest amount to be waived and remaining 90 percent interest liability shall be met by the DCCBs. Under the scheme, out of total 31,749 eligible loanees and so far 7,138 members have availed the benefit of the scheme upto 27.01.2020. Out of total Overdue/NPA amount of ₹ 607 crore an amount of ₹ 155.76 crore have been recovered upto 27.01.2020. Now, the scheme has been modified that loanee members who need longer time to pay the total settlement amount has been given addition of time to repay their dues. Such members can make payment of 25 % of the amount upfront by the closing date of the scheme and the balance amount shall be payable in 10 instalments with simple rate of interest @10 percent per annum.

TREASURIES AND ACCOUNTS

2.42 At present there are 23 District level Treasuries and 82 Sub-Treasuries in the State which maintain the accounts of all receipts and payments relating to the consolidated funds and public accounts of the State and render accounts to the Principal Accountant General, Haryana twice a month. Treasuries and Accounts Department is a nodal department for Subordinate Accounts Services (SAS) cadre comprising of Section Officers, Account Officers, Senior Account Officers and Chief Accounts Officers. Accounts Training Institute, Panchkula of the department conducting various training programmes for various categories of employees of the State Govt. Departments/Boards/Corporations time to time. There are approximately 9,504 Drawing and Disbursing Officers (DDOs) of departments who interact with the Treasuries for withdrawal (expenditure) and deposits (receipts) of funds from/in the consolidated fund of the State. The Department is implementing various e-Governance Projects.

Online Budget Allocation Monitoring & Analysis System (OBAMAS)

2.43 This application software was made functional with effect from 01.04.2010 and running successfully. Under this all the Budget activities such as preparation of budget, allocation and transfer of funds etc. are being done online. Now the DDOs/Departments can incur expenditure as per the limit fixed by Finance Department, thereby streamlining the expenditure.

e-Billing

2.44 e-Billing for all types of bills introduced all over the State w.e.f. 01.04.2013. The process of generation and submission of bills to Treasury has been made completely automated. The process

has resulted in improving efficiency in the office work at DDO level as well as at Treasury level. Around 1.60 lakh bills per month are being prepared by the DDOs using this system. In order to bring transparency, payments are being made into the Bank accounts of payees using Real Time Gross Settlement/National Electronic Fund Transfer (RTGS/NEFT). Cash transactions are avoided. All DDOs have been given facility to generate file for online e-TDS return through e-Billing system without the help of Chartered Accountant (CA). The Comptroller and Auditor General of India (CAG) has given approval to Haryana State to switch over from manual to digitized voucher (e-Voucher). The State Government has successfully piloted Digitization of Voucher for all the Drawing and Disbursing Officers of Chandigarh and Panchkula Treasuries w.e.f 01.12.2019. Now the State Govt. has decided to make digitization of voucher mandatory in the entire State of Haryana. Paperless vouchers for salary payment has been started in the State from Panchkula and Chandigarh Treasuries.

e-Gras

2.45 The Government Receipt Accounting System (e-GRAS) implemented across the State w.e.f. January, 2014. All types of e-challans are being generated by the Departments and the general public using this electronic system. State Bank of India, Punjab National Bank, Central Bank of India and IDBI Bank have been authorized for receiving funds on behalf of State Government. The State Govt. has implemented the Payment Aggregator Services (Payment Gateway) with three banks namely SBI, PNB and IDBI Bank with approximately 56 banks attached to each aggregator. The State Government

has also decided to use e-Kuber of Reserve Bank of India (RBI) for e-Billing and e-GRAS. The integration of these two system is under process.

Online Treasuries Information System (OTIS)

2.46 Web OTIS has been implemented in all Treasuries and Sub-Treasuries w.e.f. 1.7.2013 and running successfully. Under this system all the three stakeholders namely concerned Treasury/Sub-Treasury, Treasury Bank and PAG Office are integrated with the system. Accounts in the treasuries are being prepared automatically through this system and submitted to PAG office twice in a month.

e-Post

2.47 In order to streamline the process of sanctioning of new posts demanded by various departments including those by way of surrender of some existing posts, e-Post sanctioning module was introduced all over the State w.e.f. 23.5.2014 and now all departments have been given the facility to send the proposal of creation of posts through this system. Existing strength has been entered in this system by all departments.

e-Pension

2.48 e-Pension system was introduced w.e.f 1.10.2012. All pensioners whose PPOs received after 1.10.2012 are getting their pension through Pension Disbursement Cell (PDC) using e-Pension system on the first day of every month and amount transferred to their respective bank accounts through RTGS/NEFT. At present approximate 1.18 lakh pensioners are receiving their pension from PDC/Treasuries/Sub-Treasuries. With the introduction of Jeevan Pramaan Patra (Digital Life Certificate), the pensioners can now visit any Treasury/Sub-Treasury

for life certificate once a year in the month of November.

e-Stamping

2.49 The e-Stamping system was implemented in Haryana w.e.f. 1.3.2017. In the e-Stamping system, any citizen can generate stamp paper (Non-Judicial) online through this system for more than ₹ 100 denomination stamp paper. During the financial year 2018-19 total number of 21,61,586 stamp paper for amounting to ₹ 5,045 crore (approximately) were generated.

Human Resource Management System (HRMS)

2.50 HRMS is the software in which the complete data of the regular employees are entered such as Service Book, ACR, Promotion, Leave, Transfer etc. This system was introduced w.e.f. June, 2016. Under this system all data of regular Government Employees has been entered. This system has been integrated with e-Salary. Leave updation and ACP cases are also submitted through HRMS. Further, Government has also decided to process transfer cases through this system.

Public Finance Management System (PFMS)

2.51 Government of India has developed PFMS as an online management information and decision support system to monitor the Budget and Expenditure flow under the Centrally Sponsored Schemes and Central Sector Schemes. The State has also constituted State Advisory Board, State Project Management Unit and District Project Management Unit. The State has completed integration of State Treasuries/ Sub-Treasuries with PFMS and the expenditure is being shared with Govt. of India and visible on PFMS to all stakeholders. Some State schemes are also being implemented through this system.

EXCISE AND TAXATION

2.52 The Excise and Taxation Department is the main revenue generating department of the State. The department is committed to maximize the collection of revenue under GST, HVAT Act, CST Act and Punjab Excise Act.

Table 2.12- Year-wise Status of GST Collection in the State.

(₹ in crore)

Year	SGST Before IGST Settlement	Provisional IGST Settlement	Total State Collection under SGST (2+3)	Compensation Received	Adhoc IGST Received	Total SGST (4+5+6)
1	2	3	4	5	6	7
2017-18	8537.14	1641.63	10178.77	1199.00	667.00	12044.77
2018-19	12689.54	3876.65	16566.19	2820.00	2476.10	21862.29
2019-20 (Upto Jan.,2020)	11567.17	4179.68	15746.85	4837.00	513.91	21097.76

Source:- Excise and Taxation Department, Haryana.

2.54 To provide insurance schemes to Traders / Manufacturers / Service Providers, the Government of Haryana has launched two schemes on 11.09.2019 (i) Mukhyamantri Vyapari Samuhik Niji Durghatna Beema Yojna (MVSNDY) (ii) Mukhyamantri Vyapari Kshatipurti Beema Yojna (MVKBY)

(i) MVSNDY: Under this scheme for loss of life and permanent disability in case of accidents under Personal Accident Policy, the insurance coverage of ₹ 5 lakh is provided to proprietors, partners of partnership firms, limited liability partnership (LLPs) and directors of private limited companies. The scheme covers 3.13 lakh taxpayers registered as on 30.09.2018. The total beneficiaries under this scheme are 3.86 lakh.

(ii) MVKBY: Under this scheme for loss of stock of goods and furniture & fixtures by fire, burglary, floods and earthquakes, insurance coverage ranging from ₹ 5 lakh to ₹ 25 lakh depending upon the turnover of a registered taxpayer. The scheme covers 3.13 lakh taxpayers registered as on

2.53 Total number of registered dealers in the State under GST are 4,66,127. Out of this 2,70,542 are under State jurisdiction and 1,95,585 are under Central jurisdiction. Year-wise status of GST collection in the State is given in

Table 2.12.

30.09.2018. The total premium under both the schemes will be borne by the State Government on behalf of the beneficiaries. M/s United India Insurance Company has been selected to provide insurance coverage under both the schemes. Total premium of ₹ 36.13 crore has been paid by the Government. Both the schemes will cover the period from 18.09.2019 to 17.09.2020.

2.55 For the purpose of easing out the burden of return compliance to small taxpayers and Micro, Small & Medium Enterprises (MSME) whose annual turnover is upto ₹ 2 crore, the annual returns in the form of GSTR-9 for the financial year 2017-18 and 2018-19 has been made optional. Similarly, composition taxpayers have been waived off for filing annual return in the form of GSTR-9A.

2.56 The complete process of granting refunds under GST has been made online. To improve the refund processing, a single disbursing authority has been created for both the Central GST

and the State GST. Excise and Taxation department is disbursing all its refunds under GST within the stipulated time period of 60 days. The department has disposed of 10,300 applications of refunds under GST with a refunded amount of ₹ 1,643 crore to the taxpayers so far.

2.57 The threshold limit for registration under GST dealing in supply of goods has been enhanced from ₹ 20 lakh to ₹ 40 lakh. Out of 4,09,128 taxpayers, 47,160 taxpayers have turnover between ₹ 20 lakh to ₹ 40 lakh during the year 2018-19 which is 12 percent of the total taxpayers. Small taxpayers dealing in supply of services having turnover less than ₹ 20 lakh are also exempted from mandatory registration on account of interstate supply, even in case they are doing interstate supply of services.

2.58 The upper limit of turnover for opting composition scheme was enhanced from ₹ 75 lakh to ₹ 1 crore and now w.e.f. 01.04.2019 it has been enhanced from ₹ 1 crore to ₹ 1.5 crore. 5 percent taxpayers fall in this category of taxpayers having turnover between ₹ 1 crore to ₹ 1.5 crore. Out of total registration of 4,50,279 taxpayers, 28,584 taxpayers in the State have opted the composition scheme. The composition taxpayers dealing in supply of goods have been extended the facility of making supply of services upto ₹ 5 lakh per annum or 10 percent of turnover in previous financial year, whichever is higher.

2.59 GST rate on job work services like leather, textile, food processing, printing, handicraft etc has been lowered from 18 percent to 5 percent. Handicraft taxpayers conducting interstate sales up to the turnover of ₹ 20 lakh have been

exempted from registration & payment of tax.

Reliefs to General Public

2.60 (i) The Government of Haryana has reduced VAT rate on diesel from 17.22 percent to 13.90 percent and on Petrol from 26.25 percent to 23.37 percent to give relief to the general public from increasing prices of Diesel and Petrol w.e.f. 04.10.2018. Further, in order to secure revenue, the Government of Haryana also notified to fixed rate of tax rate of ₹ 14.96 per liter (₹ 14.25 + ₹ 0.71 of surcharge) or 23.37 percent (including surcharge @ 5 percent), whichever is greater on Petrol and fixed rate on VAT tax rate of ₹ 8.56 per liter (₹ 8.15 + ₹ 0.41 of surcharge) or 13.90 percent (including surcharge @ 5 percent), whichever is greater on Diesel.

(ii) Considering the interest/welfare of the trade and industry, the Government of Haryana has reduced the VAT tax rate on Pipe Natural Gas (PNG) from 12.5 percent to 6 percent. Although, the VAT tax rate on CNG and Pipe Natural Gas (PNG) for domestic consumption have been kept at 5 percent as it was earlier.

(iii) The Government of Haryana has reduced the VAT tax rate on Aviation Turbine Fuel (ATF) from 21 percent to 1 percent to promote the Regional Connectivity Scheme.

(iv) In order to recover the arrears of VAT taxes before implementation of the GST, a One Time Settlement Scheme namely the 'Haryana One Time Settlement Scheme for Recovery of Outstanding Dues, 2017' was launched and through this scheme, outstanding dues of ₹ 2,328.36 crore have been recovered.

(v) To facilitate the recovery of outstanding dues from the Developers/Builders, the Government of Haryana has launched the amended “Haryana Alternative Tax Compliance Scheme for Contractors” on 02.06.2017 for those Developers/Builders who could not opt for the Scheme earlier. An amount of ₹ 833.31 crore has been recovered from 201 dealers under this scheme.

(vi) The Government has constituted a Traders Welfare Board in the State.

The Board would address the problems and issues of traders and take redressal measures, besides working as a bridge between State Government and the traders.

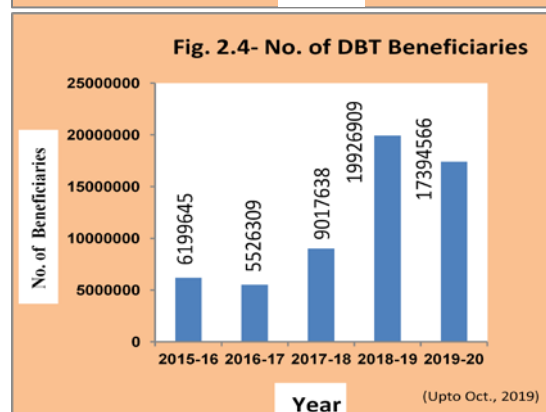
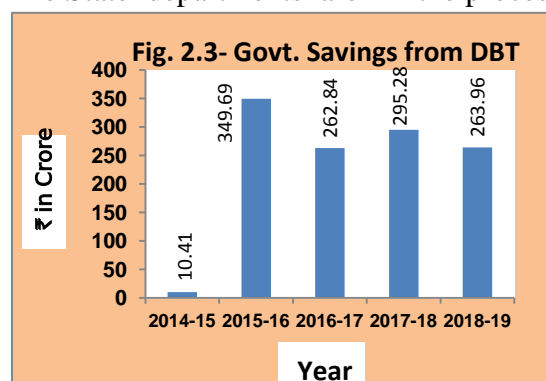
(vii) The department has also provided online facilities such as Online tendering of excise vends, Online permit and pass for Excise vends, online Appeal Module throughout the State and online grievance redressal facility etc. for ease of doing business in the State.

FINANCIAL INCLUSION

Direct Benefit Transfer (DBT)

2.61 Direct Benefit Transfer is a major reform initiative launched by Government of India on 1st January, 2013 to re-engineer the existing the cumbersome delivery processes using modern Information and Communication Technology. DBT is an attempt to ensure a better and more timely delivery of benefits to the people. This marks a paradigm shifting the process of delivering government benefits like payments, fuel subsidies, food grain subsidies, etc. directly into the hands of beneficiaries, speeding up payments, removing leakages, and enhancing financial inclusion. DBT is a direct and time-bound transfer system which enables the government to transfer benefits using just an individual’s bank account number preferably linked through Aadhaar. This Aadhaar number or the biometric input, being unique in nature, removes ‘duplicates/ghosts beneficiaries’ from the government databases. As a result, the total saving for the financial year 2017-18 is to the tune of ₹ 295.28 crore. Similarly for the financial year 2018-19, the saving are ₹ 263.96 crore.

Year-wise savings of the Govt. due to DBT schemes is depicted in **Fig. 2.3**. The total beneficiaries of the DBT schemes in the year 2018-19 were 1,99,26,909 and in the year 2019-20 (upto Oct., 2019) are 1,73,94,566. Year-wise total beneficiaries of DBT schemes is depicted in **Fig. 2.4**. The State DBT portal is in operation since September, 2017. The State departments are in the process



of uploading more State and Centrally Sponsored Schemes (sharing basis) on the State DBT portal along with beneficiaries and transactional data. Up to 31.10.2019, 139 State/Centrally Sponsored Schemes have been uploaded on the State DBT portal. Out of these schemes, 74 are State Schemes and 65 Centrally Sponsored Schemes.

Stand Up India

2.62 This scheme was launched in April, 2016. The objective of the Stand Up India scheme is based on recognition of the challenges faced by SC, ST and Women entrepreneurs in setting up enterprise, obtaining loans and other support needed from time to time for succeeding in business. As per direction of Govt. of India every branch of the each bank has to provide at least one loan to each SC/ST and Women beneficiary between ₹ 10 lakh and ₹ 1 crore. Under Stand Up India programme, loan of ₹ 7,272 lakh has been sanctioned to 326 entrepreneurs (92 SCs/STs and 234 Women) by 151 bank branches from 01.04.2019 to 30.09.2019 in the State.

Pradhan Mantri Jan Dhan Yojana

2.63 This scheme was launched on 28th August, 2014. Upto September, 2019, 70.85 lakh bank accounts have been opened in the state and 63.79 lakh RuPay cards have been issued, which is 90.04 percent of the total accounts opened (**Table 2.13**).

Table 2.13- Accounts Opened, Aadhaar Seeding & RuPay Cards Issued Under PMJDY.

Particulars	Upto 30.09.2019
Accounts Opened	7084903
Aadhaar Seeding	6273885
RuPay Cards Issued	6379341

Source: Finance Department Haryana.

Pradhan Mantri Mudra Yojana

2.64 Micro Units & Development Refinance Agency Ltd. (MUDRA) was launched on 8th April, 2015 as a new financial entity for developing and refinancing last mile financial intermediaries like banks, NBFCs and MFIs etc. who are in the business of lending to smaller of the micro enterprises in manufacturing, trading and service sector. On the same day Pradhan Mantri MUDRA Yojana was launched to “fund the unfunded” by bringing such enterprises to the formal financial system and extending affordable credit to them. It is felt that there is a need to give a special boost to the bank finance on a mission mode, considering enormous task in reaching to the large number of such units, currently excluded from the formal credit. This segment mainly consists of non-farm enterprises in manufacturing, trading and services whose credit needs are below ₹ 10 lakh. The MUDRA loans have been classified into Shishu, Kishore and Tarun. It would be the endeavour of MUDRA that at least 60 percent of credit goes to Shishu category unites and the balance to Kishore and Tarun categories. The progress of MUDRA loans is given in **Table 2.14**.

Pardhan Mantri Suraksha Bima Yojana

2.65 This scheme is a one year cover, renewable from year to year, Accidental Insurance Scheme offering insurance of ₹ 2 lakh on accidental death and disability cover for disability on account of an accident. This scheme was launched on 9th May, 2015 which is being offered/administered through Public Sector General Insurance Companies (PSGICs) and other General Insurance Companies.

Table 2.14- No. of Accounts and Amount Disbursed Under PMMY.

Scheme	Loan Limit (₹)	From 1.04.2019 to 30.09.2019	
		Total No. of Accounts	Amount Disbursed (₹ lakh)
Shishu	Upto 50000	189855	53587
Kishore	50001 – 500000	27269	46672
Tarun	500001 - 1000000	5836	38832
Total		222960	139091

Source: Finance Department, Haryana.

All saving bank account holders in the age group of 18-70 years can enroll themselves in participating banks on payment of an annual premium of ₹ 12 renewable on year to year basis. Upto 31.03.2019, banks enrolled 32,64,993 persons under this scheme and enrolment increased to 32,79,692 up to 30.09.2019. Out of 2,799 lodged claims of ₹ 5,549 lakh, 2,384 claims of ₹ 4,730 lakh have been settled up to 30.09.2019 under this scheme.

Pradhan Mantri Jeevan Jyoti Bima Yojana

2.66 This scheme came into effect from 1st June, 2015. The scheme is being implemented through Life Insurance Corporation of India/other insurance companies willing to offer product on similar terms with necessary approvals and tie ups with banks for this purpose. Under this scheme, all saving bank account holders with the age-group of 18-50 years can enroll themselves to avail benefits of the scheme on payment of annual premium of ₹ 330. Under the scheme, ₹ 2 lakh is payable on member's death due to any reason. Up to 31.03.2019, banks enrolled 9,89,007 persons under the scheme and enrolment increased to 9,91,009 up to 30.09.2019. Out of 4,954 lodged claims of ₹ 9,908 lakh, 4,555 claims of ₹ 9,110 lakh have been settled up to 30.9.2019.

Atal Pension Yojana (APY)

2.67 Keeping in mind the concern about the old age income security of the working poor, to focus on encouraging and enabling them to save for their retirement, to address the longevity risks among the

workers in unorganized sector and to encourage them to voluntarily save for their retirement, the Government of India has introduced Atal Pension Yojana, with effect from 1st June, 2015. All bank account holders which are citizen of India and in the age group of 18-40 years can join APY and avail benefits of the scheme on payment of subscription. Under APY, there is guaranteed minimum monthly pension for the subscribers ranging between ₹ 1,000 to ₹ 5,000 per month depending upon the premium paid and age of entry to the scheme by the subscriber. To get a fixed monthly pension between ₹ 1,000 per month and ₹ 5,000 per month, the subscriber has to contribute on monthly basis between ₹ 42 and ₹ 210, if he joins at the age of 18 years. For the same fixed pension levels, the contribution would range between ₹ 291 and ₹ 1,454, if the subscriber joins at the age of 40 years. Up to 31.03.2019, banks enrolled 2,99,620 persons under the scheme and enrolment increased to 3,35,342 up to 30.09.2019.

Mukhya Mantri Parivar Samridhi Yojana (MMPSY)

2.68 The objective of this scheme is to provide social and financial security in terms of life / accident / crop insurance cover, pensionary benefits etc. to eligible individual families of the State.

2.69 This scheme shall be open for families (Parivar) having family income from all sources less than or equal to ₹ 1.80 lakh per annum and a total land

holding of the family less than or equal to 5 acres (i.e. 2 hectares) and (ii) having a family ID/Parivar Pehchan Patra (PPP) Number. Under this scheme, ₹ 6,000 per annum will be provided to each beneficiary family including in the form of insurance premium for life, accident and crop, pension contribution and the balance amount if any, in cash or investment in Family Provident Fund as the beneficiary may opt.

2.70 Salient features-Each beneficiary under the MMPSY scheme shall be directly benefited through 6 different schemes providing insurance and pension to the beneficiaries as enumerated below and cash/family provident fund. The MMPSY covers the following insurance and pension schemes:-

(a) Insurance Schemes

(i) Pradhan Mantri Jeevan Jyoti Bima Yojna (PMJJBY) - A premium of ₹ 330 per annum per member of family would be paid on account of life insurance under Pradhan Mantri Jeevan Jyoti Bima Yojna to all eligible members in the age group of 18-50 years. Risk coverage under this scheme is for ₹ 2 lakh in case of death of the insured person.

(ii) Pradhan Mantri Suraksha Bima Yojna (PMSBY) - An amount of ₹ 12 per annum per member of family would be paid on account of accident insurance premium under Pradhan Mantri Suraksha Bima Yojna to all eligible family members in the age group of 18-70 years. The risk coverage under this scheme is ₹ 2 lakh for accidental death and full disability and

₹ one lakh for partial disability of the insured person.

(iii) Pradhan Mantri Fasal Bima Yojna (PMFBY) - If applicable, complete or part amount of premium to be paid by the farmer as beneficiary contribution under Pradhan Mantri Fasal Bima Yojna (PMFBY) would be paid to or on behalf of eligible farmer families.

(b) Pension Schemes

An amount in the range of ₹ 55-200 per month as beneficiary contribution based on his/her age would be paid on account of contribution for providing pension under three pension schemes namely (i) Pradhan Mantri Shram Yogi Maan-Dhan Yojna (PMSYMY) (ii) Pradhan Mantri Laghu Vyapari Mandhan Yojana (PMLVMY) (iii) Pradhan Mantri Kisan Maan-Dhan Yojana (PM-KMY) to the beneficiary in the eligible age group of 18-40 years. Each beneficiary shall be eligible for pension at the rate of ₹ 3,000 per month on attainment of the age of 60 years under the corresponding pension scheme. Pension option must be exercised for at least one family member in the eligible age group.

(c) Cash/Family Provident Fund

The balance amount after deducting the consolidated amount of premium/contribution for all the social security options, etc., if any, could be withdrawn by the eligible family in cash or the head of family can choose the option of investment in Family Provident Fund (FPF). Under this option, the family shall get returns from investments made in FPF.

ACHIEVEMENTS
OF
DEPARTMENTS/
BOARDS/
CORPORATIONS

AGRICULTURE & ALLIED SECTORS

Strong infrastructure facilities, coupled with agriculture research support and excellent extension network to disseminate the information related to improved farm practices to farmers, yielded tangible results and the State has become a food surplus State. High priority has been accorded to the agriculture & allied sectors in the State.

3.2 Haryana is a land locked State in North India. It is between 27°39' to 30°35' Latitude and between 74°28' to 77°36' Longitude. Haryana is extremely hot in summer (around 45°C/113°F) and

mild in winter. The hottest months are May & June and coldest are December & January. The month-wise detail of Actual rainfall occurred and Normal rainfall in the State is given in **Table 3.1 & 3.2.**

Table 3.1- Actual Rainfall Occurred and Normal Rainfall during July, 2018 to December, 2018. (MM)

District	July 2018		August		September		October		November		December	
	A	N	A	N	A	N	A	N	A	N	A	N
Ambala	225.0	259.7	291.6	238.5	207.0	156.0	3.6	25.5	9.3	6.0	11.0	16.5
Bhiwani	92.0	111.3	27.0	104.6	112.6	63.9	0.0	9.6	0.0	2.8	0.0	3.5
Ch/Dadri	77.2	168.1	19.4	191.8	67.8	94.5	0.0	35.6	0.0	1.6	0.0	3.3
Faridabad	326.0	192.7	76.0	167.3	112.3	123.6	0.0	23.7	1.0	2.4	0.0	6.6
Fatehabad	71.0	101.4	15.6	94.9	51.3	62.3	0.0	10.2	0.0	1.4	4.6	6.3
Gurugram	138.4	167.6	89.4	158.0	107.0	103.6	0.0	18.1	3.0	2.2	0.0	4.8
Hisar	85.3	114.2	14.3	115.6	57.3	71.8	0.0	13.2	0.0	3.1	0.0	6.1
Jhajjar	147.7	117.2	67.8	119.0	155.0	71.4	0.0	11.9	1.6	2.4	0.0	3.4
Jind	124.1	149.2	62.6	169.8	154.0	97.6	0.0	13.1	0.0	3.8	10.0	6.0
Kaithal	157.0	139.4	80.0	142.2	179.0	99.3	0.0	14.3	0.0	2.4	0.0	7.7
Karnal	264.0	204.3	135.8	235.7	214.2	131.2	0.0	28.9	0.0	4.4	3.5	9.9
Kurukshetra	243.6	186.1	125.0	165.4	178.3	122.2	5.2	17.8	5.3	3.7	26.3	10.9
M/garh	182.4	149.7	51.0	186.9	107.2	85.8	17.5	28.1	0.0	1.2	0.0	5.3
Nuh	238.2	164.0	189.0	176.0	98.6	104.8	0.0	19.0	4.5	2.7	0.0	5.4
Palwal	169.2	163.7	73.2	153.3	68.5	108.1	0.0	18.4	1.2	1.8	0.0	4.8
Panchkula	112.0	296.8	96.6	350.1	111.2	167.6	6.4	29.9	3.8	12.5	3.8	8.3
Panipat	133.0	176.9	133.5	180.4	149.0	112.9	0.0	18.3	0.0	3.4	0.0	8.3
Rewari	177.4	128.6	81.8	146.3	147.0	84.0	0.0	13.0	3.1	2.8	0.0	3.5
Rohtak	59.0	145.9	28.7	137.0	69.0	97.9	0.0	12.7	3.0	2.2	1.0	6.1
Sirsa	80.2	88.7	28.2	80.7	67.2	58.6	0.0	8.4	0.0	2.1	1.0	6.4
Sonipat	391.0	160.0	96.1	160.7	135.2	100.1	0.0	16.4	0.0	2.8	2.0	7.3
Y/Nagar	382.6	258.4	301.0	255.2	206.0	157.7	37.1	27.1	1.5	5.3	3.5	12.4

A: Actual, N: Normal

Source: Department of Land Records, Haryana.

Table 3.2- Actual Rainfall Occurred and Normal Rainfall during January, 2019 to June, 2019.
(MM)

District	January 2019		February		March		April		May		June	
	A	N	A	N	A	N	A	N	A	N	A	N
Ambala	25.3	41.1	43.0	42.7	17.7	25.0	59.7	11.1	15.3	17.8	21.0	75.5
Bhiwani	10.4	11.4	8.2	9.6	7.0	6.4	5.6	2.9	19.4	6.6	17.6	28.5
Ch/Dadri	8.8	16.5	8.4	10.7	3.6	12.3	2.2	1.1	20.2	10.2	19.8	35.0
Faridabad	34.3	20.5	21.3	17.1	13.3	12.9	10.7	10.1	4.3	8.7	3.3	52.8
Fatehabad	5.0	13.0	5.3	12.4	5.3	11.5	6.3	6.1	7.3	8.2	14.3	30.4
Gurugram	16.8	14.2	13.2	13.2	8.0	8.1	7.5	4.7	22.0	7.7	4.4	36.4
Hisar	10.1	15.6	1.6	13.7	2.3	11.8	2.3	7.1	24.3	11.5	34.3	35.1
Jhajjar	6.8	10.9	13.6	10.3	2.4	6.1	7.2	3.5	25.8	6.8	8.1	28.3
Jind	10.3	14.9	22.3	13.8	4.8	8.2	5.8	4.2	12.5	11.0	22.2	31.3
Kaithal	31.3	23.4	30.0	19.5	17.7	16.2	16.7	10.3	17.7	10.2	10.7	48.5
Karnal	20.8	33.9	19.6	24.8	8.8	18.1	7.0	9.3	15.4	10.2	11.8	51.1
Kurukshetra	13.0	30.2	37.0	28.7	14.3	17.7	14.0	10.0	27.3	9.5	29.0	55.0
M/garh	5.2	9.0	2.6	10.1	5.4	7.0	10.3	5.3	1.7	18.7	20.6	37.0
Nuh	32.8	13.3	7.2	12.4	8.6	9.8	15.2	4.8	15.4	9.9	6.6	40.0
Palwal	18.0	12.5	4.5	11.2	11.5	8.9	10.0	4.5	4.5	8.0	1.8	38.6
Panchkula	10.6	51.2	22.6	38.2	9.0	30.3	20.8	3.2	6.6	25.3	11.0	62.7
Panipat	15.7	23.5	16.0	19.3	4.5	13.5	0.8	8.7	9.5	10.7	6.8	47.7
Rewari	3.2	9.5	9.4	11.1	5.6	6.9	13.6	2.9	14.4	8.0	21.4	31.2
Rohtak	8.0	16.6	11.5	14.8	3.8	11.4	1.8	6.8	14.0	10.1	6.0	38.5
Sirsa	9.5	11.4	7.2	10.6	7.0	9.4	28.3	4.4	12.5	7.7	27.5	29.5
Sonipat	9.7	21.3	20.5	15.9	7.0	12.4	3.3	5.3	25.5	10.7	22.8	42.7
Y/Nagar	29.1	42.4	42.0	36.6	15.5	19.9	24.3	8.6	12.2	18.6	5.8	80.3

A: Actual, N: Normal

Source: Department of Land Records, Haryana.

Table 3.3- Area under Principal Crops.

(‘000’ Hectare)

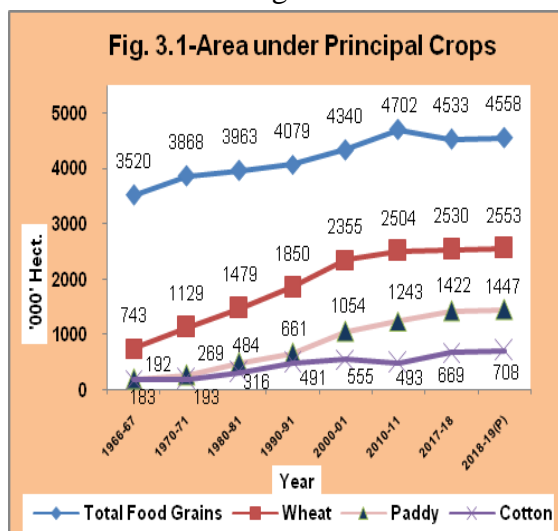
Year	Wheat	Paddy	Total Food Grains	Sugarcane	Cotton	Oilseeds	Gross Area Sown
1966-67	743	192	3520	150	183	212	4599
1970-71	1129	269	3868	156	193	143	4957
1980-81	1479	484	3963	113	316	311	5462
1990-91	1850	661	4079	148	491	489	5919
2000-01	2355	1054	4340	143	555	420	6115
2005-06	2303	1047	4311	129	584	736	6509
2010-11	2504	1243	4702	85	493	521	6499
2011-12	2531	1234	4581	95	602	546	6489
2012-13	2497	1206	4302	101	593	568	6376
2013-14	2499	1244	4361	101	567	549	6471
2014-15	2628	1277	4479	96	647	495	6502
2015-16	2576	1353	4451	93	615	526	6502
2016-17	2542	1386	4537	102	571	522	6502
2017-18	2530	1422	4533	115	669	559	6549
2018-19 (P)	2553	1447	4558	109	708	625	6550

P: Provisional.

Source: Department of Land Records, Haryana.

Area Under Principal Crops

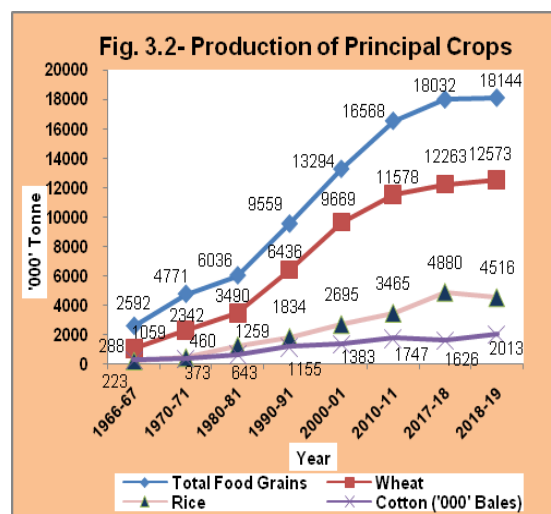
3.3 The area under Principal Crops in the State is presented in **Table 3.3** and **Fig. 3.1**. The gross area sown in the State during 1966-67 was 45.99 lakh hectare. However, during 2017-18 the gross area sown in the State is likely to have been 65.49 lakh hectare. The contribution of area under wheat and paddy crops to the total gross area sown in the State was 60.34 percent during 2017-18. The area under Paddy crop was 14.47 lakh hectare in 2018-19. The area under commercial crops i.e. sugarcane, cotton and oilseeds has shown fluctuating trends.



Production of Principal Crops

3.4 The production of principal crops in the State is presented in **Table 3.4** and **Fig. 3.2**. The food-grains production in the State has reached an impressive level of 181.44 lakh tonne during the year 2018-19, registering an increase of more than seven time as compared to 25.92 lakh tonne food-grains production in 1966-67. The wheat and paddy crops have played a major role in pushing up this agricultural

production. The production of Rice was 45.16 lakh tone in 2018-19. Similarly, the production of wheat was 125.73 lakh tone in 2018-19. The production of oilseeds and Sugarcane during 2018-19 was 12.77 lakh tone and 85.05 lakh tone respectively. The production of Cotton was estimated 20.13 lakh bales in 2018-19. Haryana is a major contributor of food-grains to the Central Pool. More than 60 percent export of Basmati Rice is taking place from State.



Yield of Principal Crops

3.5 The average yield of Wheat and Rice during 2016-17 in Haryana was 4,842 kg. and 3,214 kg. per hectare respectively. The average yield of wheat and rice during 2018-19 is estimated at 4,925 and 3,121 kg. per hectare respectively (**Table 3.5**).

Targeted Area, Production and Average Yield of Major Crops

3.6 The targets of area, production and average yield of major crops for the year 2019-20 of the State are given in **Table 3.6**.

Table 3.4 - Production of Principal Crops.

Year	('000' Tonne)					
	Wheat	Rice	Total F/grain	Sugarcane	Cotton ('000' Bales)	Oilseeds
1966-67	1059	223	2592	5100	288	92
1970-71	2342	460	4771	7070	373	98
1980-81	3490	1259	6036	4600	643	188
1990-91	6436	1834	9559	7800	1155	638
2000-01	9669	2695	13294	8170	1383	571
2005-06	8853	3194	13006	8310	1502	830
2010-11	11578	3465	16568	6042	1747	965
2011-12	13119	3757	18370	6953	2616	758
2012-13	11117	3941	16146	7500	2378	972
2013-14	11800	4041	16970	7427	2027	899
2014-15	10457	3989	15340	7035	1939	729
2015-16	11350	4142	16330	6992	995	841
2016-17 (R)	12310	4451	17877	8167	2046	956
2017-18	12263	4880	18032	9633	1626	1121
2018-19	12573	4516	18144	8505	2013	1277

R: Revised. Source: Department of Agriculture and Farmers Welfare, Haryana.

Table 3.5- Average Yield of Wheat and Rice in Haryana and at all India Level.

Year	(Kg./Hect.)			
	Haryana		India	
	Wheat	Rice	Wheat	Rice
2000-01	4106	2557	2708	1901
2005-06	3844	3051	2619	2102
2010-11	4624	2788	2988	2339
2011-12	5183	3044	3177	2393
2012-13	4452	3268	3117	2462
2013-14	4722	3248	3075	2424
2014-15	3981	3113	2750	2391
2015-16	4407	3061	3034	2400
2016-17	4842	3214	3200	2494
2017-18	4847	3432	3371*	2578*
2018-19	4925	3121	-	-

* Provisional

Source: Department of Agriculture and Farmers Welfare, Haryana.

Crop Diversification

3.7 Crop diversification is a sub-scheme of Rashtriya Krishi Vikas Yojana (RKVY). It is indented to promote technological innovation for sustainable agriculture and enable farmers to choose alternate crops to increase productivity and income. This scheme/programme not only helps to encounter the problem of depletion of ground water but also to improve soil health and to maintains

dynamics equilibrium of agro-eco-system. Under this programme, the alternate crops such as maize, pulses, kharif moong/summer moong, dhaincha etc. are promoted. Site specific activities through distribution of dhaincha seed to improve soil health are also being promoted. Awareness training camps are also being organized for diversification from paddy to other alternate crops and restoration of soil fertility, agro-processing, value addition of

Table 3.6- Targeted Area, Production and Average Yield of Major Crops.

Crops	Area (‘000’ Hect.)	Production (‘000’ Tonne)	Average Yield (Kg./Hect.)
Rice	1200	4097	3414
Jowar	78	44	564
Maize	46	131	2848
Bajra	560	1092	1950
Kharif Pulses	62	56	903
Total/Av. Kharif Foodgrains	1946	5420	2785
Wheat	2523	13271	5260
Gram	104	140	1346
Barley	46	170	3696
Rabi Pulses	10	26	2600
Total/Av. Rabi Foodgrains	2683	13607	5072
Commercial Crops			
Sugarcane	119	9006	75681
Cotton (Lint)*	661	2691	692
Kharif Oil Seed	10	9	900
Rabi Oil Seed	636	1173	1844

* Cotton production in Bales of 170 kg. each.

Source: Department of Agriculture and Farmers Welfare, Haryana.

crop produce to make farming a profitable enterprise. The State is also promoting crop diversification in the districts other than the CDP districts by implementing a state scheme viz “Scheme for Promotion of Crop Diversification in Haryana”.

Crop Insurance Scheme

3.8 The Central Government has formulated the Pradhan Mantri Fasal Bima Yojana (PMFBY) vide notification dated 23.2.2016. The State Government has decided to implement the PMFBY during Kharif 2016, Rabi 2016-17 and Kharif 2017 and Rabi 2017-18 Kharif 2018, Rabi 2018-19, Kharif 2019 and Rabi 2019-20 season. Paddy, Bajra Maize & Cotton crops for Kharif and Wheat, Barley, Gram, Mustard and Sunflower crops for Rabi is being covered under the scheme. The scheme is providing financial support, stabilizing the income, to adopt innovative and modern agricultural practices to the farmers. Under this scheme, the farmer’s share of premium is 1.5 percent for Rabi crops, 2 percent for Kharif crops and 5 percent for horticultural & commercial crops. The remaining share is borne by the

Central and State Government in equal ratio proportion. There is single premium payable for all crops in a season. In the interest of the farmers, the State Government has decided to take only 2 percent premium from the farmers in case of cotton crop, which is a commercial crop and falls under the 5 percent premium category. The remaining 3 percent is being paid by the State Government. The cropping season wise progress under PMFGY is given in **Table 3.7.**

Soil Health Management

3.9 Soil Health Card Scheme was launched by the Hon’ble Prime Minister of India on 19.5.2015 at Suratgarh, Rajasthan with the objective to address nutrient deficiency and to promote Soil Test based nutrient management. Under this scheme, Soil Health Card (SHCs) are to be issued to all farmers in a cycle of two years in the State. The scheme was introduced in the State since April, 2015. During 1st cycle of the scheme i.e. 2015-16 and 2016-17, the target of about 13.42 lakh soil samples to be tested was given by the GoI. All the samples were tested and 45.21 lakh Soil

Health Card issued to the farmers. The 2nd cycle (2017-18 & 2018-19) of the scheme started in May, 2017. About 13.55 lakh Soil Sample have been collected during the year 2017-18 and 2018-19. Out of these, 36.36 lakh soil health card have been distributed and remaining is under progress. As per success stories received from different districts, the farmers applied the doses of the fertilizer as per recommendation in the SHC resulting in reduction in input cost and an increase in the yield. The total expenditure incurred till date is ₹ 3,487.62 lakh. Further during year 2019-20 a Pilot Project has been started under which holding wise soil samples are to be collected by selecting block wise villages i.e. 122 villages from 122 blocks in 22 districts. Under this Pilot project 25,567 soil samples have been collected, tested and 11000 Soil Health Cards Distributed so far.

Rashtriya Krishi Vikas Yojana (RKVY)

3.10 Remunerative Approaches for Agriculture and Allied sector Rejuvenation (RAFTAAR)- RKVY-RAFTAAR aims at making farming a remunerative economic activity through strengthening the farmers efforts, risk mitigation and promoting agri-business entrepreneurship. Govt. of India made an allocation of ₹ 137.65 crore under RKVY General including Sub-Schemes and SCSP for the year 2018-19 on the basis of New Sharing Pattern of 60:40 (Centre : State). The meetings of the State Level Sanctioning Committee held on 31-05-2018, 24.09.2018 and 13.03.2019 under the Chairmanship of Chief Secretary to Govt. of Haryana had sanctioned the projects for the year 2018-19 of ₹ 261.54 crore (RKVY Gen.+ RKVY SCSP+Sub-Scheme). GOI released

an amount of ₹ 105.27 crore under RKVY Gen. and RKVY SCSP. Beside this, GOI had also revalidated an amount of ₹ 76.13 crore (RKVY Gen. + RKVY SCSP) for the year 2016-17 & 2017-18 for utilization during the year 2018-19. Hence, the total fund released by State Government under RKVY by 31st March, 2019 was ₹ 181.40 crore (RKVY Gen.+RKVY SCSP), against which Rs.116.04 crore was utilized. Beside this Government of India had also released ₹ 17.38 crore (Centre Share) as Additional Installment on dated 25.03.2019 whose sanction was not given by Finance Department during 2018-19. The meeting of State Level Sanctioning Committee (SLSC) of RKVY was held on 13.03.2019 in which ₹ 305.91 crore for Regular RKVY and ₹ 30.57 crore for SCSP have been approved by SLSC for the year 2019-20. An allocation of ₹ 5.03 crore for Sub-Scheme CDP, ₹ 1.66 crore for Reclamation of Problem Soils (RPS) and ₹1.83 crore for the Sub-Scheme of Animal Health have been approved by GOI separately. The Haryana State has made a provision of ₹ 350 crore under RKVY General and ₹ 20 crore under RKVY SCSP for the year 2019-20. The Govt. of India has made an allocation of ₹ 114.13 crore [i.e. ₹ 93.67 crore for RKVY General + ₹ 20.46 crore for RKVY SCSP] for the year 2019-20. The 1st Installment of ₹ 42.58 crore [₹ 25.55 crore (CS) + ₹ 17.03 crore (SS)] under RKVY-General and ₹ 10.23 crore [₹ 6.14 crore (CS) + ₹ 4.09 crore (SS)] under RKVY SCSP has been released by GOI as well as State Govt. for the year 2019-20 on 12th July, 2019. Beside this, an amount of ₹ 81.27 crore (General + SCSP) has also revalidated by State Government of last year. The total funds released by State Government as on dated 31.12.2019 is ₹ 114.95 crore under

Table 3.7-The Cropping Season-wise Progress under PMFBY.

(₹ in lakh)

Season	Total farmers Covered	Number of Farmers Benefited	Collected Premium			Total Premium	Claim
			Farmers Share	State share	Central Share		
Kharif 2016	738795	150881	12735.62	8332.42	4616.37	25684.41	23423.05
Rabi 2016-17	597298	62606	6994.67	1892.81	1892.81	10780.29	5702.64
Kharif 2017	641562	240144	12674.31	11489.05	6201.65	30365.01	79704.32
Rabi 2017-18	697977	77215	8224.34	3384.38	3384.38	14993.10	8530.02
Kharif 2018	722953	322574	13908.27	26084.97	18099.62	58092.86	79729.23
Rabi 2018-19	774947	80721	10236.94	8526.07	8526.07	27289.08	12705.24
Total	4173532	934141	64774.15	59709.70	42720.90	167204.75	209794.50

Table 3.8(a) - Progress of National Food Security Mission (NFSM)-Wheat.

Intervention	Unit	2018-19				2019-20	
		Targets		Achievement		Targets	
		Physical	Financial (₹ lakh)	Physical	Financial (₹ lakh)	Physical	Financial (₹ lakh)
1. Demonstration on improved technology	Hect.	4773	429.57	4773	181.35	4773	429.57
2. Cropping system based demonstration	Hect.	1227	184.05	1227	123.60	1227	184.05
3. Distribution of seeds – HYVs seeds	Qtl.	18408	306.80	18408	88.50	18408	306.80
4. Integrated Nutrient Management (INM)	Hect.	11100	80.50	11100	26.48	11100	80.50
5. Integrated Pest Management (IPM)	Hect.	29920	149.60	29920	57.59	29920	149.60
6. Resource conservation technology/tools/Machine	Nos.	3096	27.48	3096	12.64	2580	27.48
7. Efficient water application tools							
(i) Sprinkler Sets/Pump sets	Nos.	1500	150.00	1500	74.20	1250	150.00
(ii) Pipe for water carrying	Mtr.	400800	200.40	400800	9.27	1000	150.00
8. Cropping system based training	Nos.	40	5.60	40	5.60	40	56.00
9. Miscellaneous				0	0	0	0
Total Financial			1534.00		579.23		1534.00

Table 3.8(b) - Progress of National Food Security Mission (NFSM)-Pulses.

Intervention	Unit	2018-19				2019-20	
		Targets		Achievement		Targets	
		Physical	Financial (₹ lakh)	Physical	Financial (₹ lakh)	Physical	Financial (₹ lakh)
1. Demonstration on improved technology	Hect.	1317	118.53	460	41.40	1283	115.47
2. Cropping system based demonstration	Hect.	338	50.70	110	16.50	323	48.45
3. Distribution of seeds – HYVs seeds	Qtl.	3572.6	169.20	2539	57.98	3479	163.98
4. Integrated Nutrient Management (INM)	Hect.	7510	42.30	3535	20.40	7487	41.93
5. Integrated Pest Management (IPM)	Hect.	8460	42.30	7282	36.86	8000	40.00
6. Resource conservation technology/tools/Machine	Nos.	3357	35.97	2125	21.13	2680	34.39
7. Efficient water application tools							
(i) Sprinkler Sets/Pump sets	Nos.	966	96.60	450	35.00	947	94.70
(ii) Pipe for water carrying	Mtr.	0	0	0	0	0	0
8. Cropping system based training	Nos.	60	8.40	60	8.40	54	7.56
9. Miscellaneous		166	166.00	166	11.15	0	0
Total Financial			730.00		248.82		546.48

Table 3.8(c) –Progress of National Food Security Mission (NFSM)-Coarse Cereal and Commercial Crops.

Intervention	Unit	2018-19				2019-20	
		Targets		Achievement		Targets	
		Physical	Financial (₹ lakh)	Physical	Financial (₹ lakh)	Physical	Financial (₹ lakh)
1. Demonstration of Improved package, Millet, Barley, Maize	Hect.	400	24	400	24	397	23.82
2. Demonstration on intercropping Maize+Barley, Bajra+ Maize	Hect.	200	12	200	12	170	10.2
3. Distribution of certified seed HYV seeds	Qtl.	1918	19.18	1918	19.18	441.7	14.581
Total Financial			55.18		55.18		48.601

Source: Department of Agriculture and Farmers Welfare, Haryana.

RKVY General and ₹ 19.13 crore under RKVY SCSP during the current year out of which ₹113 crore have been utilized by till date. 2nd Installment of ₹ 36.67 crore has also received from GOI, but yet to be received from State Finance Department.

National Food Security Mission (NFSM)

3.11 Government of India has launched centrally sponsored National Food Security Mission in the State from

Rabi 2007-08. Two crops namely wheat and pulses have been covered under the mission. It is envisaged to focus on districts having high potential but relatively low level of productivity. Seven districts of the state namely, Ambala, Yamunanagar, Bhiwani, Mahendergarh, Gurugram, Rohtak and Jhajjar have been covered under NFSM-Wheat. In case of pulses, five districts were covered during 2007-08 to 2009-10. From the year

2010-11, all the districts have been covered under NFSM-Pulses. Main objectives of the Mission is to increase production of wheat and pulses through area expansion and productivity enhancement in a sustainable manner in the identified districts of the State. In year 2014-15 five districts namely: Jhajjar, Hisar, Bhiwani, Narnaul and Rewari were covered under NFSM-Coarse Cereals and Commercial Crops, Sugarcane and Cotton were also introduced in sugarcane and cotton growing districts. Govt. of India has included two schemes namely NFSM-NUTRI Cereals and OS & OP in the main ongoing of NFSM during the 2018-19. It is pertinent to mention here that the Govt. of India has added two new districts i.e. Panchkula & Sirsa in the NFSM-Coarse Cereals and two districts i.e. Narnaul and Rewari have been removed from the NFSM-Coarse Cereals. Besides, Govt. of India has included 9 districts i.e. Bhiwani, Gurugram, Hisar, Jhajjar, Jind, M.Garh, Mewat, Rewari and Rohtak in the NFSM Nutri Cereals during the year 2018-19. The newly added scheme i.e. OS & OP will be implemented for whole of the state from the year 2018-19. In addition intercropping

Pulses with Sugarcane is also added in the NFSM-Commercial Crop (Sugarcane) scheme in the sugarcane growing district. The scheme is implemented in 60:40 Centre and State basis from the year 2015-16 onwards. Progress under NFSM is shown in **Table 3.8 (a), (b) & (c).**

Water Management

3.12 Water management is a thrust area not only for the State Agriculture and Farmers Welfare Department but also a very critical need to the Nation. Major thrust has been given for the promotion of Water Saving Technologies under “On-Farm Water Management” programme. The department is providing assistance to farmers for laying of Under Ground Pipe Line (UGPL) System, Sprinkler Irrigation System and Drip Irrigation System, in cotton and sugarcane crops. These water saving devices have been found most suitable for different favourable agro-climatic conditions e.g. Sprinkler Irrigation System has been found well-suited for sandy soils having

Table 3.9 Installation of Sprinkler, Under Ground Pipe Line and Drip Irrigation System.

Year	Targets		Achievements		Subsidy given to Farmers (₹ lakh)
	Physical (Hect/No.)	Financial (₹ lakh)	Physical (Hect/No.)	Financial (₹ lakh)	
Sprinkler Irrigation System					
2017-18	30000	35000.00	23014	1244.13	6220
2018-19	20000	2845.98	8152.23	1061.13	5304
Underground Pipe Line System					
2017-18	45000	6000.00	20248	5218.93	9063
2018-19	8000	2000.00	9135.21	1610.00	4384
Drip Irrigation System					
2017-18	2470	2700.00	348.60	169.59	137
2018-19	2000	1374.92	743.14	549.44	503

Source: Department of Agriculture and Farmers Welfare, Haryana.

undulating topography. Whereas, UGPL has been found most viable in Irrigation System in cotton and sugarcane crops was taken up on pilot basis for the first

time during 2010-11. Progress of water management is given in **Table 3.9.**

Sprinkler Irrigation System

3.13 Sprinkler Irrigation System is

also in heavy demand especially in South-Western region of the State. So far, 1,75,903 numbers of sprinkler sets have been installed with an expenditure of ₹ 262.93 crore as subsidy in the State which also includes an area of 23,014 hectare by utilizing subsidy amounting ₹ 1244.13 lakh during the year 2017-18. The assistance for General Category Farmers, SC farmers, small and marginal farmers is @ 85 percent in the entire State is being provided under PMKSY schemes.

Underground Pipe Line System

3.14 The studies monitoring the underground water resources in the State have revealed that there has been consistent decline in the water tables in the districts of Karnal, Kaithal, Kurukshetra, Panipat, Sonapat and Yamunanagar, where paddy-wheat is the dominant cropping sequence. The average decline in ground-water table has been reported as 9.3 meter in the State since 1999 to 2016 due to intensive cropping system (cropping intensity 182 percent). Moreover, about, 55 percent area of the State is affected by poor quality underground water (brackish) which results into decline in crop production and productivity. The crop production can be enhanced by transporting irrigation water from a source of good quality water by laying UGPL systems in such areas. Therefore, efficient and judicious use of irrigation water through laying out UGPL system is need of the hour to keep away from degradation of underground reserves. The Underground Pipeline project is one of the flagship projects of the department taken up under RKVY and the programme has widely been accepted by the farmers in the

entire State. By laying UGPL System water losses are minimized, energy is saved; additional area is brought under cultivation. So far, an area of 2,02,336 hectare has been brought under the system by utilizing an amount of ₹ 321.79 crore. The pattern of assistance under UGPL is @ 50 percent of the cost of system limited to ₹ 25,000 per hectare with a maximum of ₹ 60,000 per beneficiary.

Drip Irrigation System

3.15 Drip Irrigation System is being promoted for Cotton and Sugarcane crops. So far, an area of 3,721 hectare has been covered under this system by providing subsidy amount of ₹ 19.30 crore in the State. Out of which, an area of 348.60 hectare has been covered by providing subsidy amount of ₹ 169.59 lakh during the year 2017-18.

Pradhan Mantri Krishi Sinchai Yojana

3.16 Target to cover 2,000 hectare by providing assistance amounting to ₹ 1374.92 lakh has been proposed for the year 2018-19 under 'Per Drop More Crop' component of Pradhan Mantri Krishi Sinchai Yojana (PMKSY). The assistance for General Category Farmers, SC farmers, small and marginal farmers is given @ 85 percent in the entire State under this scheme.

Scheme of PM-KISAN

3.17 Financial Assistance of ₹ 6,000 per year is being provided to the farmers @ ₹ 2,000 per instalment basis under PM-KISAN scheme. The 1st instalment to 13,86,364 farmers; 2nd instalment to 13,49,149 farmers and 3rd instalment to 11,09,047 farmers released so far.

Table 3.10 – Farm Implements Given to Farmers on Subsidy in 2018-19.

Sr. No.	Name of Implements	Physical	Financial (₹ lakh)
1.	SMS	225	122.15
2.	Happy Seeder	2473	1891.85
3.	Paddy Straw Choper/ Mulcher	2100	1785.00
4.	Shrub Master	175	39.16
5.	Rev. M.B. Plough	1562	1249.60
6.	Rotary Slasher	608	142.57
7.	Zero till seed drill	2905	784.35
8.	Rotavator	3948	1974.00
9.	Straw Baler	171	855.00
10.	Tractor	899	1798.00
11.	DSR	4	0.80
12.	Multi Crop Planter	6	1.50
13.	Reaper Binder	97	194.00
14.	Paddy Transplanter	1	5.00
15.	Hay Rack	25	35.00
Total No. of Beneficiaries/Expenditure		15199	10877.98

Source: Department of Agriculture and Farmers Welfare, Haryana.

Pradhan Mantri Kisan Maandhan Yojana (PM-KMY)

3.18 Under Pradhan Mantri Kisan Maandhan Yojana (PM-KMY), the State Govt. bears the farmers' share of 3.36 lakh farmers having annual income less than ₹ 1.80 lakh through Mukhya Mantri Parivar Samridhi Yojana Scheme (MMPSY). Various farm implements are given to farmers by the Agriculture and Farmers Welfare Department as subsidy (Table 3.10).

IN-SITU CROP RESIDUE MANAGEMENT

Promotion of Agricultural Mechanization for In-Situ Management of Crop Residue in the States of Punjab, Haryana, Uttar Pradesh and NCT of Delhi

3.19 As per the new Central Sector Scheme launched by GoI "Promotion of Agricultural Mechanization for In-Situ Management of Crop Residue in the States of Punjab, Haryana, Uttar Pradesh and NCT of Delhi", ₹ 19,206 lakh has been provided to the State of Haryana for

implementation during 2019-20. A total of 1,672 custom Hiring centre has been established with financial assistance on 80 percent of the cost and 5,224 In-situ Crop residue management Implements has been provided to individual farmers on 50 percent subsidy, to curb the menaces of straw burning and management of Crop residue. Awareness amongst farming community of the State were created with the help of village level Camps, Block Level Camps/functions, social media awareness, Moto writing competition, Mascot, CRM Pledge, CRM Pakhwada, Puppet Show, Three Suchna Rath and 22 Demonstration vans etc. Farmers were trained for operation and maintenance of In-situ Crop residue management machinery and demonstration of In-situ Management Technology were organized at farmer's field. Hoardings/Banner were displayed in prominent places for creating awareness regarding In-situ crop residue management. Targets and achievement under this scheme is given in Table 3.11.

Table 3.11 – Targets and Achievement for the Year 2018-19 and 2019-20.

Component		2018-19				2019-20			
		Target		Achievements		Target		Achievements	
		Physical	Financial (₹ lakh)	Physical	Financial (₹ lakh)	Physical	Financial (₹ lakh)	Physical	Financial (₹ lakh)
1.	Establishment of Farm Machinery Banks or Custom Hiring Centers on In-Situ Crop Residue Management Machinery	1230	9400.00	1194	7431.00	1300	13061.00	1672	9000.00
2.	Financial Assistance for Procurement of Agriculture Machinery and Equipment for In-Situ Crop Residue Management Machinery	5563	1950.00	3549	1911.00	7468	3396.00	5224	2500.00

Source: Department of Agriculture and Farmers Welfare, Haryana.

REVENUE AND DISASTER MANAGEMENT

3.20 The State Government has enhanced compensation norms for the damaged crops due to natural calamities up to ₹ 12,000 per acre w.e.f. 01.03.2015 and minimum compensation paid to all the shareholder is ₹ 500. The scope of compensation has also enhanced for damaged crops caused due to flood, Standing Water, fire, electric sparking, heavy rain, hailstorm, dust storm and pest attack. The year-wise detail of funds provided to the victims of natural calamities is given in **Table 3.12**.

Stamp & Registration

- Government has reduced 1% the stamp duty chargeable for purchase of land executed in favour of a registered Gaushala.
- Government has reduced the stamp duty from 5 percent to 1 percent for the transfer of property between Charitable Trust, Charitable Societies

and registered companies being not for profit.

- Government remits stamp duty chargeable on all types of loan agreements for obtaining loan of farmers upto ₹ 1,60,000 for agriculture purposes.

Mewat Development Board

3.21 The Mewat Development Board has constituted during 1980 with vision to ameliorate the conditions of poverty, unemployment, economic and social backwardness of this area and to raise the standard of living of the people. The vision of Mewat Development Agency is to accelerate the pace of development in Mewat region for implementation of development schemes specifically designed to benefit this area. The year-wise details of Integrated Development expenditure is given in **Table 3.13**.

Table 3.12 – Year-wise Detail of Funds Provides to Victims of Natural Calamities.

(₹ in crore)

Year	Drought	Flood/ Heavy Rain	Hailstorm	Pest Attack	Fire & Lighting
2014-15	123.38	-	-	18.40	0.29
2015-16	1.08	21.96	1207.73	976.03	0.46
2016-17	17.85	0.11	25.38	28.45	0.17
2017-18	2.00	5.46	69.42	12.60	0.20
2018-19	-	164.74	16.97	-	2.83
2019-20	-	39.91	26.94	-	3.53
Total	144.31	232.18	1346.44	1035.48	7.48

Table 3.13- Year-wise Details of Integrated Development Expenditure.

Year	Integrated Development Expenditure (General)	Integrated Development Expenditure (SCSP)	Total Expenditure
2014-15	1858.76	60.00	1918.76
2015-16	1890.51	2.16	1892.67
2016-17	2563.10	74.63	2637.73
2017-18	2193.03	246.31	2439.34
2018-19	2348.96	312.12	2661.08
2019-20	2700.00	300.00	3000.00

Source: Department of Revenue and Disaster Management.

HARYANA STATE SEED CERTIFICATION AGENCY

3.22 The main function of the Agency is to certify, as per prescribed Standards, the seeds of crop/varieties notified by the Government of India under Section-5 of Seeds Act-1966. The details of crop wise standards, prescribed by the Central Seed Certification Board, have been given in the Minimum Seed Certification Standards. The programme for certification is offered by various seed producing organization like Haryana Seeds Development Corporation, HAFED, HLRDC, Horticulture Department, Haryana Agricultural University, National Seeds Corporation, IFFDC, KRIBHCO and other private growers / agencies.

3.23 Though the Agency through its activities encourages the programme for certification of seeds, the area offered for certification by various organizations and

private growers became the targets of work of the Agency. The details of the area inspected and quantity of seed certified of Haryana State Seed Certification Agency from the year 2014-15 to 2018-19 are given in **Table 3.14**.

3.24 During the year 2020-21 it is expected that the different seed producing agencies/growers may offer an area of around 104 thousand hectares to the Haryana State Seed Certification Agency for certified seed production of about 33.50 lakh quintals. The estimated income & expenditure during the year 2020-21 would be around 1,575.20 lakh and 1,560.20 lakh, respectively.

3.25 Presently, 247 processing plants are under operation in public and private sector in the state wherein seed processing work of various crop varieties

is under taken for Certification purpose. After processing a sample of each lot is drawn and got tested from State Seed Testing laboratory, Karnal & Sirsa under the control of Department of Agriculture and Seed Certification Laboratory at Panchkula and Rohtak. After receiving the

Table 3.14- Area Inspected and Quantity of Seed Certified.

Year	Area Inspected ('000' hect.)	Quantity of Seed Certified ('000' qtl.)
2014-15	75.73	2055.72
2015-16	89.46	2748.69
2016-17	103.27	3275.11
2017-18	94.83	2878.95
2018-19	90.78	2980.74

Source: Haryana Seed Certification Agency.

results from laboratory, if seed lot is fulfilling the prescribed standards, seed lot is certified. The details of Income and Expenditure of the Haryana State Seed Certification Agency during the last 5 years are given in **Table 3.15.**

Table 3.15- Income and Expenditure of the Haryana State Seed Certification Agency.
(₹ in lakh)

Year	Income	Expenditure
2014-15	818.18	701.00
2015-16	922.50	691.90
2016-17	1035.45	747.65
2017-18	1169.11	834.64
2018-19	1058.87	772.85

Source: Haryana Seed Certification Agency

HARYANA SEEDS DEVELOPMENT CORPORATION LTD.

3.26 Haryana Seeds Development Corporation is for the welfare of the farmers and the main objective of the Corporation is to supply qualitative seeds to the farmers on nominal profit. HSDC also works as a price stabilizer so that there can be a check on the prices of the seeds in the State. Sometimes the Government has to lower the rates of seeds as against the costing of HSDC for which the HSDC has to face the losses in order to give benefits to the farmers of the State.

Table 3.16- Sale of Seeds by HSDC.

Season	(Qtls.)						
	2014-15	2015-16	2016-17	2017-18	2018-19	2019-20 (Tentative)	2020-21 (Projection)
Kharif	14669	11750	36363	37852	45852	50678	6980
Rabi	229833	304650	279410	208290	266188	294969	254640
Total	244502	316400	315773	246142	312040	345647	261620

Source: Haryana Seeds Development Corporation Ltd.

Production and Distribution of Certified Seeds

3.27 The Haryana Seeds Development Corporation has produced 4,885 qtls. certified seeds of kharif crops and 2,65,873 qtls. certified seed of rabi crops during the year 2018-19. To ensure timely availability of certified seeds at the door step of the farmers, the Corporation has a network of 77 sale counters, besides sale outlets of Institutional Agencies such as MINIBANKS, HLRDC etc. The Corporation also opened temporary sale counters in the State on need basis.

HSDC is also arranging sale of weedicides/pesticides/insecticides and fungicides to facilitate the farmers for getting maximum agriculture inputs from its sale outlets. HSDC is marketing its goods with the brand name “HARYANA BEEJ”, which is quite popular among the farmers. During the year 2019-20, the Corporation sold 50,678 qtls. certified seeds of various crops viz-a-viz paddy, pulses, jowar, bajra, hybrid maize etc. in kharif-2019 and 2,94,969 qtls. (tentative) of wheat, pulses, oilseeds, barley, barseem and oats in Rabi-2019-20.

3.28 HSDC is providing quality seeds to the farmers of the State on subsidized rates under various Schemes sponsored by Govt. of India/State Govt. i.e. National Food Security Mission (NFSM), NMOOP, Rashtriya Krishi Vikas Yojana (RKVY), Crop Diversification Programme (CDP), State Plan and

Accelerated Pulses Production Programme. HSDC has supplied Hybrid Maize (10,048.88 qtls.) on 100 percent subsidy and Dhaincha seed (31,474.86 qtls.) on 80 percent subsidy under Promotion of Crop Diversification (State Plan) and Crop Diversification Programme (RKVY) and Moong Seed (2,980.94 qtls.) on 50 percent subsidy under Increases Pulses Production Programme. HSDC distributed 26,829 packets of Bt. Cotton on 80 percent subsidy under Crop Diversification Programme (RKVY) during Kharif-2019. HSDC has also sold Barseem and Oat fodder seeds through HSDC sale counters to the farmers during Rabi 2019-20. The sale progress of certified Seeds of the Corporation during the year 2014-15 to 2019-20 and projections for the year 2020-21 are given in **Table 3.16**.

HARYANA LAND RECLAMATION & DEVELOPMENT CORP. LTD.

3.29 Haryana Land Reclamation & Development Corporation (HLRDC) Ltd was incorporated in 1974. The major Programmes of the Corporation are reclamation of alkali soils, sale of agriculture inputs, P.P. Equipment, production of quality seeds etc. Gypsum is being provided under Rastriya Krishi Vikas Yojna (RKVY), National Mission on Oilseeds and Oilpalm (NMOOP) and National Food Security Mission (NFSM) to the farmers on 50 percent subsidy for reclaiming the alkaline soil and for supplement of Sulphur deficiency in the crops.

3.30 Since its inception the Corporation has reclaimed an area of 3,88,549 hectares by distribution of

28,35,985 MT of Gypsum. Corporation has distributed a quantity of 31,612 MT Gypsum powder on 50% subsidy to the farmers during the current year as on 30.09.2019. As per latest survey of ICAR-CSSRI, Karnal, 1.71 lakh hectare alkali soil has yet to be reclaimed in the State. The Corporation has proposed to Department of Agriculture and Farmers Welfare to provide the sufficient funds under State plan scheme to reclaim the entire area in the next five years. Corporation is also engage in distribution of Fertilizer, Pesticides, Seeds, P.P. Equipment etc. from its own outlets situated in the State. Corporation has produced 22,969 qtls. certified wheat seed during the year 2018-19 and sold out certified wheat seeds of 17,000 qtls. upto 29.10.2019.

HORTICULTURE

3.31 Horticulture is a major diversified activity for nutrition security and Haryana is fast emerging as one of the leading State in the field of Horticulture in India. In the State almost all type of fruits, vegetables, spices, mushroom & flowers are being grown. Out of total area under horticulture crops, around 85 percent area is under Vegetables & rest is under fruits and spices etc. The department of horticulture is encouraging cluster approach for better crop cultivation according to climate & soil conditions. For the year 2019-20 the Horticulture Budget has been raised substantially to ₹ 52,388.12 lakh from ₹ 34,498.07 lakh in the year 2018-19.

Policies and Programmes of the Department

3.32 The department implements 24 schemes out of which 17 are State Plan Schemes, 7 Central Plan Schemes (sharing basis). Through these schemes, subsidy on various components is being provided to farmers for promotion of Horticulture in the State. The assistance percentage available under the scheme ranges from 25 percent to 100 percent depending upon the component type.

Area and Production of Horticulture Crops

3.33 Horticulture crops cover 5.26 lakh hectare area which is 7.99 percent of the gross cropped area of the State. Production of horticultural crops in the State was 86.38 lakh M.T. during the year 2018-19.

Fruit Cultivation

3.34 Total area under fruit cultivation was 67,165 hectare in the year 2018-19 with production of 11.78 lakh M.T. For the year 2019-20, a target of 70,300 hectare area has been fixed with the production of 12.59 lakh M.T. and the State has achieved to bring 4,261 hectare area under horticulture with production of 4.70 lakh M.T. up to November, 2019 (**Table 3.17**).

Vegetable Cultivation

3.35 Total area under Vegetable crops was 4,43,598 hectare in 2018-19 with production of 73.05 lakh M.T. For the year 2019-20 a target of 4,63,000 hectare area has been fixed with the production of 90.28 lakh M.T. and achieved 2,15,322 hectare area with production of 23.77 lakh M.T. up to Nov., 2019 in **Table 3.18**.

Spices

3.36 Total area under Spices was 9,178 hectare in 2018-19 with production of 0.70 lakh M.T. For the year 2019-20 a target of 10,000 hectare area has been fixed with the production target of 0.80 lakh M.T. The State has achieved to bring 5,108 hectare area with production of 0.36 lakh M.T. up to November, 2019 (**Table 3.19**).

Medicinal and Aromatic Plants

3.37 Total area under Aromatic Plants was 315 hectare in 2018-19 with production of 0.01 lakh M.T. for the year 2019-20 a target of 3700 hectare area has been fixed with the production of 0.20 lakh M.T. and achieved 158 hectare area with production of 0.01 lakh M.T. up to November, 2019 (**Table 3.20**).

Table 3.17- Area and Production of Fruit Crops.

Name of Crop	Target 2018-19		Achievements 2018-19		Target 2019-20		Achievements 2019-20 (Upto Nov., 2019)	
	Area (Hect.)	Production (MT)	Area (Hect.)	Production (MT)	Area (Hect.)	Production (MT)	Area (Hect.)	Production (MT)
i) Citrus	22437	471468	20789	549332	21922	565259	1082	148280
ii) Mango	9982	119324	9563	116447	9660	118333	60	85301
iii) Guava	13180	244311	12595	247449	13320	268178	670	81233
iv) Sapota	1764	24387	1763	23239	1783	25867	29	16501
v) Aonla	2378	36065	2198	10747	2205	19844	0	2618
vi) Others	21259	279445	20257	231701	21410	262139	2420	135743
Total	71000	1175000	67165	1178915	70300	1259620	4261	469676

Source: Horticulture Department, Haryana.

Table 3.18- Area and Production of Vegetable Crops.

Name of Crop	Target 2018-19		Achievements 2018-19		Target 2019-20		Achievements 2019-20 (up to Nov., 2019)	
	Area (Hect.)	Production (MT)	Area (Hect.)	Production (MT)	Area (Hect.)	Production (MT)	Area (Hect.)	Production (MT)
i) Potato	42320	1227280	34738	897846	35612	1053093	24153	141207
ii) Tomato	36254	911428	30173	650625	31117	746148	13304	323187
iii) Onion	37868	908832	32010	780150	32916	905267	16689	354266
iv) Cucurbits	78167	1073658	67835	938085	72262	1223499	30330	541296
v) Cauliflower	44049	1101482	43615	931642	44712	1092826	25624	177091
vi) Leafy Veg.	38899	541640	39947	470784	41231	612513	19165	111076
vii) Peas	17257	162329	15586	144678	16448	197489	6923	23502
viii) Brinjal	20171	471955	16994	333950	18079	401626	7460	124048
ix) Other	185015	2790111	162700	2157250	170623	2796039	71674	581435
Total	500000	9188715	443598	7305010	463000	9028500	215322	2377108

Source: Horticulture Department, Haryana.

Table 3.19- Area and Production of Spices.

Name of spice	Target 2018-19		Achievements 2018-19		Target 2019-20		Achievements 2019-20 (Upto Nov., 2019)	
	Area (Hect.)	Production (MT)	Area (Hect.)	Production (MT)	Area (Hect.)	Production (MT)	Area (Hect.)	Production (MT)
i) Citrus	343	6278	92	720	96	765	59	40
ii) Mango	4728	59668	3293	42643	3609	46455	1049	26811
iii) Guava	4186	13700	2230	8832	2416	10330	1351	3680
iv) Sapota	5743	40354	3563	18105	3879	22450	2649	5154
Total	15000	120000	9178	70300	10000	80000	5108	35685

Source: Horticulture Department, Haryana.

Table 3.20- Area and Production of Medicinal and Aromatic Plants.

Name of Medicinal and Aromatic plants	Target 2018-19		Achievements 2018-19		Target 2019-20		Achievements 2019-20 (Upto Nov., 2019)	
	Area (Hect.)	Production (MT)	Area (Hect.)	Production (MT)	Area (Hect.)	Production (MT)	Area (Hect.)	Production (MT)
i) Aloe vera	-	-	136	856.1	248	9683	31	789
ii) Stevia	-	-	15.4	42	22.5	69	6	41
iii) Arandi	-	-	0	0	0	0	0	0
iv) other	-	-	163.6	189.9	3429.5	10248	121	220
Sub-total	470	3260	315	1088	3700	20000	158	1050

Source: Horticulture Department, Haryana.

Table 3.21- Area and Production of Flowers.

Name of Flower	Target 2018-19			Achievements 2018-19			Target 2019-20			Achievements 2019-20 (Upto Nov., 2019)		
	Area (Hect.)	Production (MT)	Cut Flower Production (lakh)	Area (Hect.)	Production (MT)	Cut Flower Production (lakh)	Area (Hect.)	Production (MT)	Cut Flower Production (lakh)	Area (Hect.)	Production (MT)	Cut Flower Production (Lakh)
Gladiolus	200	0	298.31	192.2	0	91.66	228	0	134.22	3	0	0.62
Marigold	7860	92184	0	5288.4	71470.4	0	6086	89445	0	1713	4374	0
Rose	265	1622.4	425.39	131	1322	72.46	225	1815	310.18	38	15	11.60
Other	285	193.6	876.30	350.4	2.6	289.51	461	140	498.11	495	0	198.19
Total	8610	94000	1600	5962	72795	453.63	7000	91400	942.51	2249	4389	210.41

Source: Horticulture Department, Haryana.

Table 3.22- Category wise progress of Protected and Vertical Cultivation.

Sr. No.	Component	2018-19		2019-20 (Target)	
		Physical (in ha.)	Financial (₹ in lakh)	Physical (in ha.)	Financial (₹ in lakh)
1	Poly House/Net House	909.61	30549.87	29.06	1441.03
2	High Value Vegetable	34.4	370.16	89.6	3124.0
3	Low Tunnels	319.37	688.01	96.4	193.20
4	Mulching	2973.08	422.59	700	112.00
5	Bamboo Stacking	1780.56	949.14	1188.4	987.12
	Total	6017.02	32979.77	2103.46	5857.35

Source: Horticulture Department, Haryana.

Flower Cultivation

3.38 Total area under Flower Cultivation was 5,962 hectare in 2018-19 with production of 0.73 lakh M.T. For the year 2019-20 a target of 7,000 hectare area has been fixed with the production of open field flower 0.91 lakh M.T. and cut flower 942.51 lakh no. and achieved 2,249 hectare area with the open field production 0.04 lakh M.T.

and cut flower production 210.41 lakh no. upto November, 2019

Table 3.21.**Mushroom**

3.39 In the year 2018-19, a production of 10,580 M.T. of mushroom was achieved. For the year 2019-20 a target of 12,026 M.T. was fixed and 4,260 M.T. was achieved upto November, 2019.

Focus on Protected and Vertical Cultivation

3.40 For raising disease free nursery, off-season and pesticide residue free vegetables, green house technology can play a vital role. Govt. is giving more focus on protected and vertical cultivation with total subsidy of 65 percent to general farmers and 90 percent to S.C. famers and so far 1,780.56 hectare area under bamboo stacking, 944.01 hectare area under protected structures, 319.37 hectare under plastic-tunnels and 2973.08 hectare under mulching has been covered in 2018-19. Category wise progress is summarized in **Table 3.22**.

Community Tank

3.41 During the year 2018-19, 304 numbers of community/water farm ponds were constructed, through an expenditure of ₹ 2609.41 lakh. In the year 2019-20 (up to November, 2019), 40 numbers community tanks & 108 individual tanks have been constructed with the expenditure of ₹ 1141.08 lakh.

Micro-Irrigation

3.42 Under Micro Irrigation Scheme “Per Drop More Crop” an area of 3,874.45 lakh hectare has been covered during the year 2018-19. For the year 2019-20 an area of 550.33 hectare has been covered with the expenditure of 386.60 lakh up to November, 2019.

Establishment of Horticulture University

3.43 To boost research activities in horticultural crops, Govt. is establishing Horticulture University in Karnal. The foundation stone of the Horticulture University has been laid out by Hon’ble Union Agriculture Minister and Hon’ble CM Haryana on 06.04.2016. An Act was passed with an initially outlay of ₹ 50 crore during the year 2016-17. The Standing Finance Committee accorded its

“in- Principle” approval to the project “Establishment of Horticulture University” at Anganthali, Karnal with the estimated cost of ₹ 486.59 crore over a period of 5 year from 2017-18 to 2021-22.

Sign of MoU and LOI:

3.44 Govt. has signed a MoU with Department of Agriculture, IOWA State, USA to promote agriculture and transfer of technologies. Another MoU was also signed with an US firm for Establishment of Post-harvest Management Centre in Fruits and Vegetables that will help in branding, packaging and marketing of produce especially “Haryana Fresh” brand.

- Govt. has signed a letter of Intent with WAGENINGEN University & Research, Netherland for collaboration in the field of Agriculture & Horticulture Research & Development.

- Department has signed an MoU with Agriculture Skill council of India, NSDC, Govt. of India for collaboration in the field of horticulture for skill development & training at departmental institutes & centres. For this 6 centres have been notified.

- Department have taken up matter with Birmingham University (U.K) for technology of Clean Cold Chain.

- Govt. is establishing Center of Excellence in each district of the State. Eight Centres have already been established one each at Karnal, Sirsa, Kurukshetra, Rohtak, Gurugram & Palwal. Two another center namely Technology Demonstration Centre, Guava, Bhuna (Fatehabad) & Integrated Horticulture Development Centre, Sundreh (M.Garh) to be inaugurated. Work on other two centres one each at Sondhi, (Jhajjar) & Integrated Horticulture Development Centre, Barwala (Hisar) has been started.

Formation of Farmers Producer Organization (FPOs)

3.45 To promote collective marketing of horticulture produce, Govt. has formed 409 Farmers Producer Organization to cover 22 districts with 754 Farmers Interest Groups (FIGs) benefiting 75,581 farmers directly under different Govt. schemes. These farmers shall also be linked with Kisan portal for direct transfer of technical, weather and marketing information.

Crop Cluster Development Programme (CCDP)

3.46 A new scheme namely Crop Cluster Development Program (CCDP) has been launched with budget outlay of ₹ 510.36 crore. Under this program, in each cluster, marketing infrastructure and post harvest management facilities like pack house, primary processing centre, grading-sorting machine, storage facilities, refer vans, input and quality control facility etc. shall be created for forward and backward linkage for effective marketing of horticulture produce.

Bhavantar Bharpayee Yojna (BBY)

3.47 The scheme was launched on 30.12.2017 by the Govt. Main purpose of this scheme is to mitigate risk of horticulture farmers during low prices in wholesale market and to motivate them for diversification from agriculture to horticulture. In the first phase, four crops viz. onion, tomato, potato & cauliflower have been taken. Protective price of these crops has been fixed and if price in

wholesale market fall below this protective price, Govt. shall pay the price difference to cover farmers' loss. To avail the benefit under the scheme farmers are required to register on Bhavantar Bharpayee Yojna portal of HSAMB website. During 1st phase for 2 crops (Tomato & Onion) an area of 10,789 acre and 4,435 farmers have been covered. During 2nd phase for 4 crops (Potato, Cauliflower, Tomato & Onion) an area of 54,596 acre and 14,576 farmers have been covered upto 21.1.2019. During the current phase (3rd phase) starts from 15.09.2019 upto till date a total no. of 23,692 farmers with area of 65,771 acres have been registered for potato, cauliflower, carrot, pea, kinnow, tomato & onion. Upto 1st January, 2020 a total of 46,352 no. of farmers were registered for an area of 1,42,656 acres. A total of 3,873 no. of farmers were benefitted for an amount of ₹ 952.57 lakh

Recognition at National/International level.

3.48 Horticulture Department was given Global Agriculture Leadership Award 2016 on 8th September, 2016 for taking visionary policy initiatives and significant achievements in this sector.

Horticulture Vision Documents

3.49 The department has prepared "Horticulture Vision" to double the area and three times the production in 15 years by 2030. It has been envisaged that 15 percent of the total cultivated area shall be brought under horticulture from 7.57 percent at present.

IRRIGATION

3.50 Haryana, without any perennial source of surface water and dependent upon its share in various Inter-state agreements, is managing the surface water resources so well

that the State has become one of the main contributors to the national pool of foodgrains. Achievements of Irrigation Department are given in **Table 3.23.**

3.51 Irrigation & Water Resources Department, Haryana (IWRD) is primarily responsible for construction, operation and maintenance of canal and drainage network in the State including supply of water for irrigation, drinking, pond filling, industrial use and other commercial purposes. Haryana has developed an extensive canal network consisting of 1,461 channels having a length of 14,085 kms. The Bhakra System has total 522 canals with a total length of 5,961 kms, the Yamuna System has total 446 canals covering 4,422 kms. and the Lift System has total 493 canals covering 3,702 kms., beside this, the State has vast network of drainage of about 800 drains covering 5,150 kms. length. The network in the State is old and the capacity of the carrier channels has been reduced due to the continuous running of system. Therefore, rehabilitation of the canal network has become very important. In addition, Government is planning to rejuvenate the existing canal system by increasing the capacity of carrier system, so that surplus water during the monsoon period can also be brought to the state for irrigation as well as conservation. As a first step towards realizing the vision of Govt. i.e. Har Khet Ko Paani, a project for improving capacity of various pump houses and canals of the Jawahar Lal Nehru Lift Irrigation System costing ₹ 145.52 crore has been completed.

3.52 In the current monsoon season of 2019, JLN Feeder carried Maximum discharge of 3150 cs., Loharu Feeder 1000 cs., M/Garh Canal 1250 cs. and JLN Canal 780 cs which are 3.27 percent excess in JLN Feeder, 9 percent excess in Loharu Feeder, 19 percent excess in M/Garh Canal & same in JLN Canal as compared to the corresponding year of 2018.

3.53 The rehabilitation work of about 220 channels costing ₹ 1,000 crore has been planned to be executed during 2019-20 and 2020-21. The rehabilitation work costing ₹ 400 crore has been taken-up on various Distributaries/Minors during 2019-20 and 2020-21. Further, rehabilitation of 52 channels with estimated cost of ₹ 244.79 crore has been approved on 10.1.2018 under NABARD RIDF XXIII. Work on 26 schemes has been completed and 19 schemes are in progress with the cost of ₹ 137.24 crore upto December, 2019 and will be completed upto 31st March, 2021. NABARD has approved a project for rehabilitation of 564 watercourses with an expenditure of ₹ 300 crore. Work on 359 watercourses has been completed upto December, 2019 and work on 77 watercourses is in progress with an expenditure of ₹ 164.87 crore. Work on remaining watercourses will be completed upto 31.12.2020.

3.54 To utilize the surplus water during monsoon period in river Yamuna, the following projects for increasing the capacity of carrier system are in progress:-

- Increasing capacity of Western Jamuna Canal (WJC) Main Line Lower from RD 68220 (Hamida Head) to RD 190950 (Indri Head) with an estimated cost ₹ 120.19 crore out of which work costing ₹ 71 crore has been allotted and works are likely to be completed by March, 2020.
- Improving capacity of WJC Main Branch from 0-154000 with an estimated cost ₹ 202.10 crore out of which work costing ₹ 171.09 crore is in progress and works are likely to be completed by March, 2020.

Table 3.23-Scheme-wise Targets and Achievements.

Year	Name of Programme/ Scheme	Targets		Achievements		Percentage	
		Physical	Financial (₹ in lakh)	Physical	Financial (₹ in lakh)	Physical	Financial (₹ in lakh)
2014-15	1 Rehabilitation of canals (No. of canals rehabilitated including structures)	89	26824.33	64	26824.33	72	100
	2 Rehabilitation of Watercourses (No. of watercourses rehabilitated)	355	12837.09	367	11780.53	103	92
	3 Construction of new minors (No. of new minor constructed)	16	12659.26	14	12458.69	88	98
	4 Desilting/deweeding of canals(length of channel cleared(ft))	36296820	4074.24	34872476	35959.78	97	97
	5 Desilting/deweeding/ desulding of drains (length of drains cleared(ft.))	9326526	1220.51	9270850	1206.58	99	99
	6 Flood control & drainage works (No. of works)	180	11668.74	180	9379.61	100	80
	7 Construction of field channel in Hectares	50800	15751.47	49296	12266.47	97	78
2015-16	1 Rehabilitation of canals (No. of canals rehabilitated including structures)	113	24132.27	103	23078.58	91	96
	2 Rehabilitation of Watercourses (No. of watercourses rehabilitated)	333	9385.21	318	5696.54	95	61
	3 Construction of new minors (No. of new minor constructed)	10	10543.27	7	7189.84	70	68
	4 Desilting/deweeding of canals (length of channel cleared (ft.))	30997757	4006.68	46107469	3657.85	149	91
	5 Desilting/deweeding/ desulding of drains (lengthof drains cleared(ft.))	7360879	660.50	7381745	660.50	100	100
	6 Flood control & drainage works (No. of works)	148	5736.02	148	5736.02	100	100
	7 Construction of field channel in Hectares	60000	17238.87	57610	17161.24	96	99
2016-17	1. Rehabilitation of canals (No. of canals rehabilitated including structures)	104	20400.52	99	16332.38	95	80
	2. Rehabilitation of Watercourses (No. of watercourses rehabilitated)	517	19454.70	456	16267.08	88	84
	3 Construction of new minors (No. of new minor constructed)	6	4237.51	4	657.82	67	16
	4 Desilting/deweeding of canals (length of channel cleared (ft.))	34723790	3957.97	33091704	3894.73	95	98
	5 Desilting/deweeding/ desulding of drains (length of drains Cleared (ft.))	17966063	1045.91	17924101	1033.74	100	99
	6 Flood control & drainage works (No. of works)	182	11114.39	176	10010.06	97	90
	7 Construction of field channel in Hectares	60000	20500.00	49223	13316.27	82	65

2017-18	1 Rehabilitation of canals (No. of canals rehabilitated including structures)	159	38672.71	139	29182.20	87	75
	2 Rehabilitation of Watercourses (No. of watercourses rehabilitated)	440	17125.33	377	14134.84	86	83
	3 Construction of new minors (No. of new minor constructed)	9	4041.4	5	717.8	56	18
	4 Desilting/deweeding of canals (length of channel cleared)	35263144	4464.07	3355366 1	4451.92	95	100
	5 Desilting/deweeding/ desulding of drains (length of drains cleared)	13627408	1277.1	1359318 8	1247.32	100	98
	6 Flood control & drainage works (No. of works)	128	14268.49	124	8916.08	97	62
	7 Construction of field channel in Hectares	60000	22500.00	34963	10793.36	58	48
2018-19	1 Rehabilitation of canals (No. of canals rehabilitated including structures)	156	46695.28	136	39989.70	87	86
	2 Rehabilitation of Watercourses (No. of watercourses rehabilitated)	358	14228.80	278	9922.38	78	70
	3 Construction of new minors (No. of new minor constructed)	27	3877.32	26	865.38	96	22
	4 Desilting/deweeding of canals (length of channel cleared)	35140120	4612.43	3318729 9	4335.64	94	94
	5 Desilting/deweeding/ desulding of drains (length of drains cleared)	15217675	1669.04	1482764 9	1518.45	97	91
	6 Flood control & drainage works (No. of works)	163	11764.68	150	9212.33	92	82
	7 Construction of field channel in Hectares	30000	10500.00	19719	8571.14	66	82

Source: Irrigation and Water Resources Department, Haryana.

- Rehabilitation of Parallel Delhi Branch from RD 0 to 145250 has been sanctioned under NABARD for improving its capacity with an estimated cost of ₹ 304 crore. The tender of works is pending in Hon'ble Punjab and Haryana High Court due to higher rates.
- A project for rehabilitation of pumps, motors and electro mechanical equipments of various pump houses of JLN feeder, JLN Canal, Loharu Canal and Mahendergarh Canal system costing ₹ 83.44 crore has since been approved on 10.09.2019. Tenders of costing about ₹ 28.00 crore have been approved and tenders for the remaining work will be approved

shortly. The work will be completed by 31.03.2021.

- To provide fresh water to holy Braham Sarovar at Kurukshetra, a scheme of costing ₹ 16 crore has been completed on 30.11.2018.
- Keeping up with the best technology for operations of channels a real time hydrological data, 100 percent centrally sponsored scheme namely National Hydrology Project costing ₹ 50 crore has been approved by Govt. of India for which construction of Data Centre at Block-A, 3rd Floor, Sinchai Bhawan, Panchkula has been completed. The work of accessing real time data from various contact points by installing

SCADA system on major canals is under progress. Tender has been floated for installation of SCADA system and RTDAS system on canals & evaluation is under progress.

3.55 Haryana State Drought Relief and Flood Control Board has approved 869 new schemes for flood control and drainage with a cost of ₹ 983.42 crore during 2015-16 to 2020-21.

3.56 Haryana is pursuing for the construction of up-stream storage dams namely Renuka, Kishau and Lakhwar Vyasi on river Yamuna for getting assured water supply to Haryana State from river Yamuna. In front of Hon'ble Central Water Resources Development Minister, the Chief Ministers of Haryana, Uttarakhand, Himachal Pradesh, Delhi, Rajasthan and Uttar Pradesh signed the consent letter of Lakhwar Dam Project and Renukaji Dam on 28.08.2018 and 11.01.2019 respectively. After completion of this project, Haryana will get 47.81 percent of total stored water.

3.57 Haryana pursued inter-state matters with renewed vigour. Hearing of the Presidential Reference which was pending for the last over 12 years has now been decided by the Hon'ble Apex Court on 10.11.2016 in favour of Haryana. The matter was mentioned by Haryana on 25.07.2018 before Hon'ble CJI who directed to mention before Registrar (Judicial). A D.O letter dt. 08.08.2018 has been written by Hon'ble CM, Haryana to Hon'ble Union Minister of water Resources requesting to issue appropriate directions consequential to the opinion of Hon'ble Apex Court to the quarters concerned for early initiation and expeditious completion of the left out stretches of SYL canal in territory of Punjab. Hearing was held 09.07.2019 in

which Apex Court issued direction to the Chief Ministers of both States to make committee of officers and solve this issue with the help of Govt. of India. Matter was heard on 03.09.2019 in which Attorney General submitted to the court that to solve the issue some meetings were held. Matter will be listed after four months. Third meeting on SYL canal was fixed for 06.12.2019 wherein both States gave their views, but nothing came out. Secretary (WR, RD & GR) expressed hope that before the next hearing, both the states will strive to find out a solution which is in the interest of all.

3.58 To provide end-to-end solution in irrigation supply chain, such as creation of water sources, rain water harvesting, distribution network, efficient on-farm application and extension services on new technologies/information in the state, as first step during 2016-17, District Irrigation Plans (DIPs) for all districts have been finalized under Pradhan Mantri Krishi Sinchai Yojana. Agriculture Department is the nodal department for all the activities of PMKSY.

3.59 With an aim to feed 100 percent tails, department has launched a campaign with special emphasis on 41 chronic tails out of total 1,354 tails. A comprehensive plan for the mission to feed 100 percent tails has been chalked out involving police force (special for Irrigation & Power) to curb the thefts and other offences. The force will be further strengthened and provided with more infrastructures to deal with theft cases and hence feeding the tails to ensure Govt.'s commitment of "Har Khet Ko Paani".

3.60 Department has proposed a project for increasing capacity of STP channel (originates after treatment of sewage water of Gurugram City from

sewage Treatment Plant near village Dhanwapur in District Gurugram) from 188.60 MLD to 500 MLD in reach Km. 0 to 26.247 (Tail) with a cost of ₹ 84.99 crore (₹ 52.71 crore for Phase-I & ₹ 32.28 crore for Phase-II) for beneficiating the farmers of villages covered under District Gurugram. With this project, the CCA of STP channel will be increased by 15,300 acres.

3.61 Proposal to increase Lift Canal Commands has been made at a tentative cost of ₹ 60 crore using the concept of “*Outlet cum Haudies*” and laying “*Underground Piped Watercourses*” comprising of two steps:-

- To facilitate lifting of water by farmers it is proposed to construct a haudi at the downstream end of the outlet called *outlet cum haudi*. Shareholder of the tentative chak will get their time slot to lift water as per their holding size in the chak. It is proposed to construct 200 such units in the lift canal commands in the coming financial year with a cost of about ₹ 6 crore.
- In second step chakbandi plan will be prepared for underground piped watercourses. Some areas of the chak may require lifting of water by the farmers from small haudies to be constructed. 75 such piped watercourses having a length of about 16,000 ft. each will be taken up in the first year at a cost of about ₹ 54 crore.

Command Area Development Authority

3.62 To encourage the Micro irrigation for optimum utilization of available surface water and supply water to farms of every farmer under canal command, CADA, Haryana has installed Pilot Project of Micro Irrigation in

14 villages of 13 Districts. The total cost of the said project is ₹ 30.60 crore with covering CCA of approximately 2231 hectare. Under this scheme, pressurized water will be supplied to the farmers for Micro Irrigation and energy will be provided and exchanged through Solar Energy and Grid Power. With a view of augmenting water for assured supply to every field by using treated waste water from the existing Sewage Treatment Plants, a pilot project has been implemented on over exploited & critical blocks by selecting STPs of Ladwa, Shahabad and Pehowa towns of district Kurukshetra for irrigation with a total cost of ₹ 3.78 crore covering an area of 290 hectare. This project has been completed successfully and farmers of the area are being benefitted. A pilot project for installation of solar powered Micro Irrigation Infrastructure on overflowing village ponds costing ₹ 4.89 crore covering 383 hectare of 11 village ponds has been completed by Command Area Development Authority (CADA), Haryana and all of these are operational. Now, a project of installation of solar powered non-pressurized infrastructure on 55 village ponds costing to ₹ 7.15 crore to utilize the overflowing water of these ponds in the command of 1095 hectare area has been submitted to Government for approval. CAD&WM works shall be covered under “Incentivization Scheme for Bridging Irrigation Gap” (ISBIG) under the umbrella scheme of “Pradhan Mantri Krishi Sinchai Yojana” and the central assistance will now be available to the State under this scheme as per latest guidelines/norms of ISBIG. Annual plan 2019-20 has been approved to the tune of ₹ 205 crore comprising Central share of ₹ 100 crore and state share of ₹ 105 crore

for CADA for the current financial year 2019-20. The Key activity of CADA is lining of watercourses. At present three projects namely BCC-II, WJC-VI & JLN-II are being executed by CADA

Haryana. Moreover, Government has approved 660 watercourses for lining with a length of 38.72 lakh rft. out of which about 18.50 lakh rft. has been achieved upto October, 2019.

FORESTS

3.63 Haryana is primarily an agricultural State, with almost 81 percent of its land under agriculture. The Forest area extends over only 3.62 percent of the total geographical area and the total forest tree covered of the State including plantation along the road, rail and canal strips is 7.1 percent. To increase this area, during the year 2019-20, 6,120 hectare area has been brought under tree plantation by planting 94.76 lakh seedlings throughout the State uptill now, including free supply and sale of plants. The last five years physical/financial targets and achievement is given in **Table 3.24**. A new innovative scheme of “Paudhagiri” has been started in 2018-19 and continue in the current year, under which all the students studying in classes 6th-12th in the State have planted trees in their homes or outside area. Such students have been provided plants from the nurseries of

Forest Department under this scheme. For every surviving plant, a student will be provided with an incentive of ₹ 50 after every six months for a period of three years by the Education Department.

Herbal Park

3.64 To educate people about the systems of traditional medicine and to involve them in the conservation of endangered medicinal plant species, 59 Herbal Parks have been established in the state. World Herbal Forest is being developed in Morni Hills of the State with the technical support of Patanjali Yog Peeth, which will become a huge repository of medicinal plants in the near future. During the current year, four new herbal parks are being created at Masudpur, Kheri Lochab, Dharam Kheri and Khanda Kheri. A hi-tech nursery is being established at Morni for raising quality seedlings of medicinal plants.

Table 3.24- Physical/Financial Targets and Achievements from 2014-15 to 2018-19.

Year	Targets		Achievement		Percentage achievement	
	Physical (in ha.)	Financial (₹ in lakh)	Physical (in ha.)	Financial (₹ in lakh)	Physical	Financial (₹ in lakh)
2014-15	23948	18562.88	25834	15834.23	107.88	85.30
2015-16	29904	18366.21	23560	16910.22	78.79	92.07
2016-17	20592	18357.21	18590	14627.29	90.28	79.68
2017-18	11934	25341.98	11523	12537.08	96.56	49.47
2018-19	10607	23740.08	9616	22241.38	90.66	93.69

Source: Forests Department, Haryana.

3.65 In all the major cities, green belts have been developed along the road sides with tall plants of suitable spices. Emphasis has also been given to Soil and Moisture Conservation in the Shivaliks

and Aravallis. This helps in recharge of ground water and increase of agricultural productivity in the hilly areas. During this winter season, the Forest Department is undertaking rejuvenation of the small

earthen water harvesting dams which were constructed 10 to 15 years back in the Shivalik and Aravali Hills at a total cost of appx. ₹ 10 crore. Such dams provide small scale irrigation and function as ground water recharge sources. Check dams in small streams are being constructed to check soil erosion.

3.66 To involve local communities in the management of natural resources, Forest Department has been instrumental in organizing rural women into Self Help Groups (SHGs). So far, 1,990 SHGs have been constituted covering 800 villages. This has helped in improving their socio-economic status by adoption of income generation activities. These members are actively involved in activities like afforestation, vermi-composting, organic farming, saving girl child etc.

3.67 As efficient scavengers, vultures play an important role in maintaining ecological balance. However, the population of these birds has drastically crashed during last few decades. The Government of Haryana in collaboration with the Bombay Natural History Society has established a Vulture Breeding Centre at Pinjore which is the leading centre in the country and attracts scientists from all over the world. The birds bred and reared in captivity are to be released in the wild. After persistent effort of several years, the first batch of six captive bred vultures is ready for release in wild and will be released by Feb.,2020.

ANIMAL HUSBANDRY AND DAIRYING

3.70 Haryana State has a well-developed infrastructure to provide veterinary health care and animal breeding services to the animal wealth of the state. There are 1,020 Govt. Veterinary Hospitals, 1,820 Govt. Veterinary

Nature Education and Awareness Programme

3.68 This programme is being implemented in the State. Farmer Training Camps, nature tours for school children and Nukkad Nataks in villages are organized regularly to sensitize people about Forestry and Wildlife. Forest Department, Haryana is providing two e-Services for issuance of NOC for non forest lands and tree felling permit on SARAL and HEPC single window platforms. Digitization of boundaries of most of the large and compact forest areas has been completed and works on the digitization of “Strip Forests” along roads, canals, drains and railway lines will be completed with the assistance of HARSAC by March, 2020.

3.69 During the year 2019-20, all the State Schemes and Centrally Sponsored Schemes relating to forests/tree cover shall be implemented by the Forest Department. A total of 1.40 crore number of plants will be planted and distributed free of cost. World Herbal Forest shall be further developed to bring more area under medicinal plants. Efforts will be strengthened to educate more people in the Conservation of Forests, Wildlife and Biodiversity, so as to achieve the objectives of United Nations Sustainable Development Goals for poverty reduction, livelihood generation and combating climate change.

Dispensaries, 3 Semen Production Centres, 7 Polyclinics, 1 State Disease Diagnostic Lab and 1 Veterinary Training Institute in the State. Thus there is one Veterinary Institution for every 3 Villages spread all over the state. The total annual milk

production for the year 2018-19 has reached to 107.26 lakh tonnes in the State and per capita per day availability of milk has also increased to 1,085 grams, which is second highest in the country and a target of 117.13 lakh tonnes has been kept for the year 2019-20.

3.71 As per 19th Livestock Census-2012, livestock population of the State is 89.98 lakh including 18.08 lakh cattle, 60.85 lakh buffaloes, 3.63 lakh sheep, 3.69 lakh goats, 0.37 lakh horses and ponies, 9,000 mules, 3,000 donkeys, 19,000 camels, 1.27 lakh pigs and 1.79 lakh dogs. The tentative livestock population as per 20th livestock census-2019 of the State is 71.02 lakh including 19.24 lakh cattle, 43.67 lakh buffaloes, 2.88 lakh sheep, 3.35 lakh goats, 11,000 horses and ponies, 2,500 mules, 800 donkeys, 5,000 camels, 1.07 lakh pigs and 0.61 lakh dogs.

3.72 Haryana Government is the 1st State to go for combined HS+FMD vaccination among cattle and buffaloes. So far, over 60 lakh doses of Raksha Bovic (FMD+HS) vaccine have been administered successfully to eligible bovines in the 1st round and in the 2nd round over 54.42 lakh vaccines have already been applied free of cost.

3.73 Insurance of the Livestock of the Farmers of the State is being done under the “Pandit Deen Dayal Upadhyay Pashudhan Suraksha Beema Yojna” wherein, the General category livestock owners can insure their 5 large animals (Cattle, Buffalo, Horse, Camel etc.) for 1 year @ ₹100 only for each large animal and upto 50 small animals (Sheep, Goat, Pig etc.) for 1 year at the rate of ₹ 25 for each small animal. The total outlay of the scheme is ₹ 7179.5 lakh and against 60,143 animals done in 2018-19, 1,43,934 animals have already been

covered in 2019-20. The intention is to insure at least 10 lakh breeding animals of the State annually for which an App has been made to collect insurance details speedily and correctly.

3.74 The Haryana Animal (Registration, Certification and Breeding) Act, 2019, has been passed by the State for the welfare and Genetic improvement of animals by regulating animal breeding activities including use of breeding animals for production, processing, storage, sale and distribution of animal semen and embryos by way of artificial insemination, in-vitro fertilization, embryo transfer technology etc. by doing their registration and certification. Haryana is the first state in India to do so. There is a target to register at least 10 lakh breeding animals of the State.

3.75 To tackle the menace of stray bulls in the state especially of exotic and crossbred cattle, the department has procured 1.15 lakh doses of sex sorted semen and 0.69 lakh doses has been supplied for artificial insemination and 12,442 artificial insemination has been performed from sexed semen upto December, 2019.

3.76 After training 25 Master Trainers in Ayurveda for Animals the State Govt. has trained 4,000 staff working at various levels (paravets/Animal Attendants) so that the first choice of treatment gradually becomes Ayurveda and not Allopathic and Anti Microbial resistance could be checked.

3.77 To extend the activities of Society for Prevention of Cruelty to Animals (SPCA) at grass root level, the Govt. has constituted Pashu Swasthya Kalyan Samities (PSKS) at each Govt. Veterinary Hospital (GVH) of all Districts and Polyclinics and District Disease

Diagnostic Labs., which are active under SPCA.

3.78 To provide emergency medicines at each Govt Vet Dispensary & Hospital a stock of essential Generic Veterinary medicines is available there on payment basis. The farmer gets assured 10 percent off on MRP and medicines are recouped by the Executive Committee running the Pashudhan Aushadhi Store which is a part of the Pashu Swasthya Kalyan Samities initiative.

3.79 The performance recording for indigenous breeds of cows is being done and incentive money ranging from ₹ 5,000 to ₹ 20,000 based on average milk yield of the recorded cows are being given. Against the target of 1,600 cows, 1,069 cows have been recorded upto December, 2019.

3.80 Under the ongoing scheme of Integrated Murrah Development Scheme, the owners of recorded high milk yielding Murrah buffaloes are being awarded cash incentive money of ₹ 15,000, ₹ 20,000 and ₹ 30,000 in the categories of 19-22 kg., >22-25 kg. and above 25 kg., respectively. During this year 2019-20, 567 Murrah buffaloes have been identified till now against the target for the identification of Murrah 850 buffaloes.

3.81 With a view to make dairy development a venture of self-employment, 1,145 unemployed youth were provided self-employment during the year 2019-20.

3.82 In order to encourage under-privileged sections of the society to rear livestock for their livelihood, a special provision of 50 percent subsidy has been made for establishment of dairy, piggery, sheep and goat units for Scheduled Caste families. Under this scheme, 1,400 livestock units have been established during the year 2019-20 upto December,

2019 against the target of 2,500 livestock units. The Govt. has also sanctioned a scheme of establishment of sheep and goat units for the beneficiaries of general category. A Scheme for providing employment opportunities to general caste beneficiaries by establishing piggery units has been sanctioned by the Govt. for the year 2019-20.

3.83 For effective and complete ban on cow slaughter in the State, "The Haryana Gauvansh Sanrakshan & Gausamvardhan Act, 2015" has been in force w.e.f. 19.11.2015. Under the Act, stringent provisions have been made for prevention of cow slaughter and illegal transport. The Act was amended to make the application of Act more successful in July, 2019 HVS session.

3.84 Along with Livestock Census, a mobile Application named as Har Pashu Ka Gyan was used by about 1,990 paravets/vets moving door to door covering each nook and corner of the State to collect full details of over 52 lakh large animals with photos. In "Har Pashu Ka Dhyam", the State is working on a very innovative project, the first of its kind in the Country where the Data collected during "Har Pashu Ka Gyan" will be used to provide a large number of services to the Animal farmer at his doorstep such as: Checking Authenticity of the Semen Straw, Generation of request for Artificial Insemination, Treatment, Help in Crisis, Vaccination, Deworming, Tagging, Animal Registration including remote access to Animal Registration Record, Nutrition counselling, Pashu Kishan Credit Card required by the farmers, Insurance for each animal and various other services.

3.85 To encourage the livestock owners to rear the good quality animals,

and to generate awareness about the modern animal husbandry practices and dairy equipment, the Govt. has decided to organize the district-wise livestock shows

in the State. During the year 2019-20, 22 district level livestock shows have been organized in the State.

FISHERIES

3.86 After Green and White Revolution, the State of Haryana is now on the threshold of Blue Revolution. Fish culture as subsidiary occupation is becoming popular among fish farmers of the State. Fisheries occupies a very important place in the social economic development of the country and progressively this sector is inching towards becoming an important source of generation of income and employment in rural areas. The Department of Fisheries, to this end promotes the growth in this sector mainly by bringing maximum available water area under fish farming. Haryana also happens to be the only land locked State to intensively promote Shrimp farming in the waterlogged and underground saline water affected areas. The Department makes quality fish seed available to the fish farmers and the house would further be delighted to know that the State of Haryana has been declared as “Fish Disease Free State” by the NBFGR Lukhnow, India Council of Agriculture & Research (ICAR). During the year 2018-19, Haryana has covered approximately 17307.75 hectares of rural water bodies under intensive fish farming, which produced 1,84,142.46 M.T. of fish by stocking of 1,565.44 lakh fish fingerling. This area will be increased to 21,000 hectare for producing approximately 2.41 lakh M.T. of fish per

annum. The Department has planned to bring an additional 200 hectare area under saline water fish farming during 2019-20.

Re-circulatory Aquaculture System (RAS)

3.87 To double the income of fish farmers and fish production, department has introduced the concept of RAS, which is a new and unique way of fish farming at high stocking rate in indoor tanks with controlled water parameters. To encourage the practice of water conservation, the Department will establish 15 units of RAS across the State during the year 2019-20.

3.88 The Department also proposes through better management of resources and application of technology to increase the productivity to 11,000 kg/hect./year, which is the second highest in India. For the first time in Haryana State during the year 2019-20, department will develop water logged area by aggregation and enhance the income of the fish farmers in these areas. During the year 2019-20, a modernized fish market will be established and 935 lakh fish fingerling will be produced at 15 Govt. Fish Seed Farms of Haryana. An additional 3,500 hectare of saline water logged area will be covered under fish/shrimp culture and 3 units of fish feed mills will be established.

FOOD, CIVIL SUPPLIES AND CONSUMER AFFAIRS

Prime Minister Ujjwala Yojana (PMUY)

3.89 The Government of Haryana has launched PMUY from 1st May, 2016 under which BPL families are provided LPG connection with a subsidy of ₹ 1,600 per family. The BPL families suffering from any of the 7 deprivations in the Socio Economic Caste Census (SECC)-2011 list, have been made eligible under PMUY. There are certain families in the state BPL list who do not figure in SECC-2011, the Govt. has decided to pay them subsidy amount from the State Budget. The State Govt. has allocated a fund of ₹ 20 crore for financial year 2017-18 for issuing the LPG connection to BPL families who do not figure in SECC-2011 list. 6,21,305 LPG connections have been issued under PMUY and 1,78,833 connections issued from the State fund up to 31.12.2019.

Scheme for Subsidized LPG Connection to Other Priority Households (OPH)

3.90 The Govt. has also launched a scheme “Scheme for Subsidized LPG Connection to Other Priority Households” who do not have LPG connection in their family. The beneficiaries will bear expenditure of ₹ 633 for various charges, whereas the State Govt. will provide subsidy of ₹ 1,600 on account of the security for Cylinder and Regulator. 9,471 LPG gas connections have been issued under this scheme up to 31.12.2019.

Kerosene Free Haryana

3.91 On the Occasion of “Haryana Day Golden Jubilee Celebration” on 1st November, 2016, eight districts namely: Gurugram, Jhajjar, Panipat, Karnal, Kurukshetra, Ambala, Yamunanagar and Panchkula have been made kerosene free by the Hon’ble Prime Minister. The entire

Haryana State has been made kerosene free w.e.f. 01.04.2017. Budget provision of ₹ 36 crore has been made under Head “90-Kerosine Free Haryana”.

Targeted Public Distribution System (TPDS)

3.92 Operation of TPDS with special emphasis on Below Poverty Line (BPL), including Antodaya Anna Yojana (AAY) families is another important activity of Food, Civil Supplies & Consumer Affairs Department, Haryana. In the State there are 2,50,702 AAY, 8,66,580 BPL and 15,79,782 OPH families. With the implementation of National Food Security Act. (NFSA) 2013 in the state as much as 50.05 lakh M.T. of wheat at a subsidized rate of ₹ 2 per kg has already been distributed among the beneficiaries from April, 2019 to December, 2019.

National Food Security Act, 2013

3.93 The Act classifies the eligible households into two categories i.e. Antodaya Anna Yojana (AAY) families and Priority Households (PHs) in the State. Under AAY beneficiaries will continue to get 35 kg. of foodgrains per month at highly subsidized rates ₹ 2 per kg. and each member of Priority Household will get 5 kg. of wheat at the same rate. The National Food Security Act is a bold initiative to provide Food Security to poor, thereby reducing chronic malnutrition in a substantial manner. Due to discontinuation of Dal Roti Scheme, the State Government has replaced Dal with the 1 litre Mustard Oil to all the BPL families @ ₹ 20 per litre from January, 2018, which was increased from 1 litre to 2 litre per family from June, 2018. From January, 2018 the BPL families are also being issued 1 kg. Sugar per ration card. At present total number of BPL families are about 8 lakh in the State.

Procurement

3.94 Department of Food, Civil Supplies & Consumer Affairs, Haryana procures food/coarse grains with a view to ensure that farmers get remunerative prices for their produce and do not have to resort to distress sale. The details of procurement and Minimum Support Prices (MSP) from 2012-13 to 2019-20 in the State are given in **Table 3.25**.

Consumer Protection Act, 1986

3.95 Enforcement of the Provisions of the Consumer Protection Act, 1986 and creation of awareness among consumers are other important activities of the Food, Civil Supplies & Consumer Affairs Department. In the State, District Forum has been established in all Districts.

Setting up of Consumer Helpline

3.96 A Consumer Helpline in the State of Haryana has been established in the Directorate of Food, Civil Supplies &

Consumer Affairs. Its toll free number is 1800-180-2087. The helpline was made functional w.e.f. 12.08.2013. State Consumer Helpline is helping consumers by giving guidelines/advice to sort out their complaints in every sphere. Since its inception (on 12.08.2013) approximately 34,442 complaints have been received upto 31.12.2019. Out of which 34,427 (99.96 percent) complaints have been resolved successfully.

Legal Metrology

3.97 The Legal Metrology Act, 2009 was formulated by the Govt. of India to establish and enforce Standards of Weights and Measures, to regulate trade and commerce in weights, measures and other goods which are sold or distributed by weights, measures or number in the interest of consumers by ensuring correct Weights and Measures in various transactions. During the year 2018-19,

Table 3.25- Procurement and Minimum Support Prices.

Year	Wheat Procured (Lakh Tonne)	MSP of Wheat (₹/Qtl.)	Paddy Procured (Lakh Tonne)	MSP of Paddy (₹/Qtl.)		Bajra Procured (Lakh Tonne)	MSP of Bajra (₹/Qtl.)
				Common	Grade-A		
2013-14	58.56	1350	35.87	1310	1345	-	1250
2014-15	65.08	1400	30.07	1360	1400	-	1250
2015-16	67.70	1450	42.59	1410	1450	0.05	1275
2016-17	67.54	1525	53.48	1470	1510	0.06	1330
2017-18	74.25	1625	59.57	1550	1590	0.31	1470
2018-19	87.57	1735	58.82	1750	1770	1.83	1950
2019-20	93.60	1840	64.34	1815	1835	2.67	2000

Table 3.26- Checking and Action Taken Against Petrol Pumps and LPG Dealers.

Year	No. of Petrol Pumps	Samples found below ISI specification		Action taken		No. of LPG dealers	No. of defaulter dealers	Action taken	
		Petrol	Diesel	FIR lodged	Other action			Supply suspended	FIR lodged
2013-14	2325	0	0	0	3	383	3	2	1
2014-15	2419	0	0	0	2	387	1	0	1
2015-16	2218	0	0	0	0	397	10	0	0
2016-17	2633	0	0	0	0	477	1	0	0
2017-18	2796	0	0	0	0	538	0	0	0
2018-19	2960	0	3	3	0	610	0	0	1
2019-20 (Upto Sept., 2018)	2964	0	0	0	0	614	0	0	0

Source: Food, Civil Supplies & Consumer Affairs Department, Haryana.

against the target of ₹ 17.90 crore, revenue receipts of ₹15.23 crore have been collected and during the year 2019-20 (upto 31.12.2019) the revenue receipts of ₹14.22 crore have been collected by Legal Metrology Organisation.

Brick-kilns

3.98 Keeping in view the health point of citizens State Govt. has issued a policy dated 28.7.2017 regarding brick kilns to establish zig-zag technique to make the state pollution free. According to this policy all brick kilns in the state will be converted to zig-zag or any other improved emission technique approved by EPCA/HSPCB. About 78 percent brick kilns have been converted into zig-zag technology and restore being converted. There is no permission to operate brick kiln without zig-zag technology.

Citizen Centric Service

3.99 Eight services concerning Ration Cards like issuance of new ration card, duplicate ration card, surrender certificate, inclusion/exclusion of family member, change of address and change of fair price shop etc. has been given fixed timeframe for facilitating quick services to the public. The process for all these services has been simplified by recasting of application forms. The State Government vide Notification dated 07.05.2015 has notified the services both for urban and rural areas within the time frame under the Right to Services Act, 2014. New simplified forms for all above services have been made available in all field officer/PR Centres.

Storage

3.100 The State Govt. is cautious to minimize the storage loss and enhance the covered storage capacity. The procurement agencies of the State have a covered storage capacity of 87.21 lakh M.T. as on

31.12.2019. Procurement agency wise storage capacity details is Food, Civil Supplies & Consumer Affairs Department 3.81 lakh, Hafed 13.01 lakh, HSWC 15.26 lakh, HAIC 1.79 lakh, FCI 7.58 lakh, CWC 4.55 lakh, HSAMB 4.19 lakh PEG Scheme 34.02 lakh and silos capacity 3 lakh M.T. The covered godowns by Food Department are currently under construction at Bhorsainda (Kurukshetra) 26,380 MT, Kharkhoda (Sonapat) 42,200 MT, Sainmajra (Ambala) 15,600 MT, Shahjadpur (Ambala) 2,340 MT and Hisar 40,656 MT which in turn the total 1,27,176 MT capacity Godowns.

Construction of Steel Silos

3.101 Govt. of India has set a target of constructing silos for a capacity of 9.50 lakh M.T. Out of this the FCI is constructing for a capacity of 3.00 lakh MT steel silos at Rohtak, Jind, Palwal, Panipat, Bhattu and Sonapat for a capacity of 50,000 MT each. The state government will construct steel silos for the remaining capacity i.e. 6.50 lakh MT at Ambala 1,00,000, Faridabad 50,000, Bhiwani 50,000, Rohtak 50,000, Jagadhari 50,000, Karnal 75,000, Taroari 75,000, Hansi 50,000, Uchana 50,000 and Kurukshetra 1,00,000 MT on PPP mode.

3.102 End to End Computerization under TPDS Operations

➤ **Maintenance of Services:** Under the project addition, deletion & modification of beneficiaries in database services is a continuous process. This process is being done at 127 ration cards preparation centers by the IT professionals. Online allocation and supply chain management related activities have been computerized and the same is being maintained by the dedicated team of IT professionals. Point of Sale

(PoS) devices have been installed at all Fair Price Shops (PFS) in the State.

- **Improve Quality of Services by IT Intervention:** Commodities are being supplied to all the beneficiaries after a adhar based biometric authentication.
- **Cashless Mode at FPS:** PNB has been selected as acquire bank for implementation of Cashless mode at Fair Price Shops (FPS) in the State. Pilot of the same is in progress in district Panchkula. These services are also available on SARAL Portal (<http://saralharyana.gov.in>) of Haryana Govt. through which beneficiaries can apply or these services related to Ration Card by registering themselves online. Beneficiaries can apply for Ration Card related Services by visiting CSC, Atal Sewa Kendra and Antyodaya Saral Kendra.

Distribution of fortified Atta

3.103 In order to address to issues of malnutrition including Vitamin B 12 deficiency, suffering of people from folate, RBC folate, distribution of Fortified Atta was started in Naraingarh and Barara blocks of Ambala district from March, 2018 on pilot project basis. The scheme was extended in whole Ambala and Karnal districts from February, 2019. From the month of October, 2019, three more districts namely Hisar, Yamuna Nagar and Rohtak have been included under the

scheme. Presently the Fortified atta is being distributed in 5 districts (Ambala, Karnal, Hisar, Rohtak and Yamuna Nagar). The State Govt. is going to extend this scheme in district Nuh (Mewat) and entire state will be covered within a year.

Distribution of Onion under PDS

3.104 To contain the rising prices of onion during October-November, 2019, the State Government has distributed approximately 1,096 MT out of 1,139 MT onion received from NAFED under Price Support Scheme (PSS) @ ₹ 31 per kg to the beneficiaries through Fair Price Shops under PDS after biometric authentication through Pos (Point of Sale device).

Distribution of Sugar under PDS

3.105 The Government of India is providing 1 kg sugar per card per month only to Antodya Ann Yojana (AAY) families. The State Government has provided 1 kg sugar per card per month to each BPL family (BPL Families 8,65,752) @ ₹ 13.50 per kg per month since January, 2018. The State Government is bearing ₹ 2.50 crore per month and ₹ 30 crore annually.

Distribution of Bajara under NFSA

3.106 The Bajra alongwith wheat under the National Food Security Act, 2013 is being distributed to 26,97,120 families (1,19,62,989 members) at subsidized rate of ₹ 1 per kg in the month of November, 2019 to January, 2020.

HARYANA STATE CO-OP. SUPPLY & MARKETING FED. (HAFED)

3.107 Hafed is the largest apex cooperative federation of Haryana State. It came into existence on 1st November, 1966 alongwith the formation of Haryana as a separate State. Since then it is playing a leading role in serving the farmers of

Haryana as well as consumers in India. The main objectives of the federation are to make arrangement for procurement, marketing and processing of agricultural produce and allied products, to make arrangements for supply of agricultural inputs such as fertilizers, seeds and agro chemicals and to facilitate the working of

the affiliated Co-operative Societies. The last 5 years turnover and profit of Hafed are given in **Table 3.27**.

3.108 Notable achievements of Hafed are as under:-

Procurement of Paddy: Hafed has purchased 19.79 lakh M.T. Paddy during the Kharif-2019 season which constitutes about 31 percent of the total Paddy procured by all the procurement agencies of the State. Hafed procured 18.06 lakh M.T. Paddy during Kharif-2018 and 19.38 lakh M.T. Paddy during Kharif-2017 season.

Procurement of Bajra: Hafed has purchased 95,373 M.T. of Bajra in the Kharif 2019. Hafed purchased 95,635 M.T. Bajra in the Kharif 2018 season, whereas in Kharif-2017, 25,114 M.T. bajra was purchased.

Procurement of Wheat: Hafed has purchased 39.17 lakh M.T. of Wheat during Rabi-2019 season which constitutes about 39.17 percent of the total Wheat procured by all the procurement agencies of the State. Hafed purchased 35.28 lakh M.T. of Wheat during Rabi-2018 season.

Table 3.27- Turnover and Profit of Hafed.
(₹ in crore)

Year	Turnover	Profit
2014-15	8,501.00	20.31
2015-16	8,780.11	3806
2016-17	8,940.90	107.96
2017-18	9,352.70	76.29
2018-19	12,307.00	41.47
2019-20	15,728.00	49.22

Source: Hafed

Procurement of Sunflower: Hafed has purchased 8,477 M.T. of Sunflower in the Rabi-2019 and 4,926 M.T. of Sunflower in the Rabi-2018 season at a minimum support price on behalf of NAFED and State Govt.

Supply of Fertilizers: Hafed has played a vital role in making the timely arrangement of Urea and DAP in the State and makes arrangement and selling Urea and DAP in the State through co-operative network as per direction of Agriculture Department. 1.92 lakh M.T. Urea and 0.86 lakh M.T. DAP was sold by Hafed during 2018-19. As on 31.12.2019, 0.90 lakh M.T. Urea and 0.09 lakh M.T. DAP sold by Hafed.

Sugar Mill Assandh: 44.58 lakh qtls. of sugarcane was crushed by Hafed Sugar Mill, Assandh during the crushing season 2018-19 and it achieved sugar recovery of 9.64 percent.

Marketing of Certified Wheat Seeds: Hafed has sold 62,922 qtls. of wheat seed in the year 2018-19 with a profit of ₹ 4 crore. Whereas in the year 2017-18 Hafed had sold 58,666 qtls. with a profit of ₹ 2.89 crore.

Marketing of Consumer Products: Consumer products amounting to ₹ 261.95 crore were sold by Hafed during 2018-19. During 2017-18, consumer products amounting to ₹ 161.65 crore were sold.

e-Procurement and e-Governance: The e-tendering for all activities has already been started on the new portal (<https://haryanaeprocurement.gov.in>) to ensure transparency in the tendering process. The IT Governance initiatives of Online CM Window” and “Online “Biometric Attendance” have been successfully implemented by Hafed.

3.109 Major initiatives/recognition of programme/activities of Hafed:-

1. Fortification of its Edible Oils (Soyabean and Cottonseed refined oil)
2. Hafed is supplying 18-20 lakh litre Fortified Mustard Oil with Vitamin A&D on monthly basis under PDS Scheme.

3. Hafed is supplying aprox. 78000 qtls. Fortified Atta on monthly basis under PDS Scheme.
4. As per announcement of Hon'ble Chief Minister, Haryana, Hafed is planning to set up a Flour Mill of 50 TPD capacity at Jatusana, District Rewari.
5. Hafed has started setting up of Mega Food Project at IMT, Rohtak, with an estimated project cost of ₹ 179.75 crore for which Hafed has already taken 50 acres land from HSIDC on

75 years lease. The final approval from Ministry of Food Processing Industry, Government of India was received on 21.02.2018 and as per approval the project is required to be completed within 30 months.

6. Hafed has also planned to revive its exports activity and action in this direction is already initiated.
7. Strengthening of Hafed as well as other cooperatives by cross selling their product.

HARYANA STATE WAREHOUSING CORPORATION

3.110 Haryana State Warehousing Corporation (HSWC) is a statutory body created for providing scientific storage facilities for a wide range of agricultural produce and notified commodities to the

farmers, Govt. agencies, public enterprises, traders, etc. At the time of its inception, it has only 7,000 MT capacity of own godowns. At present, the Corporation is operating 111 Warehouses, 105 owned and

Table 3.28 Financial Status of the Corporation.

Particulars	(₹ in lakh)			
	2015-16	2016-17	2017-18	2018-19 (Unaudited)
Authorized Capital	620	620	620	620
Paid up Capital (50 % each by CWC & State Govt.)	584	584	584	584
Total Turnover	268823	319979	371600	482773
Profit before tax	3143	4414.44	7140.20	6760.75
Profit after tax	2345	2863.90	4687.36	4413.54

Source: Haryana State Warehousing Corporation.

6 on management basis, across the State with a total storage capacity of 22.08 lakh M.T. which consists of covered godowns of 19.71 lakh MT capacity and open plinths of 2.37 lakh MT as on 30.11.2019. During the year 2018-19, the corporation has earned a profit of ₹ 6,760.75 lakh before tax and ₹ 4,413.45 lakh after tax. It has also paid a dividend of ₹ 3.52 crore to State Govt. as 15 percent of profit after tax

for the year 2017-18. The financial status of the corporation is given in **Table 3.28.**

Construction of Steel Silos

3.111 HSWC has been appointed as Nodal Agency for construction of Steel Silos in the State. The Central Govt. has allocated 6 lakh M.T. capacity steel silos to be constructed in Haryana, for which the process has been started.

Notable Achievements

3.112 The Corporation has adopted Warehousing Management System vide which all the transactions are proposed to be captured on real time basis which shall increase efficiency and transparency of Corporation. Tally Software is also been installed and shall be made operational before next Rabi Marketing Season. Close Circuit TV (CCTV) cameras and Solar Power Panels are being installed in all campuses in a phased manner. The Corporation has adopted an online transfer policy for transparency in the transferring of its employees. The Corporation has also applied for ISO certifications for its working. The Corporation is also in the process of installation of Solar Power Panels in all its campus in a phased manner.

AGRICULTURAL MARKETING

3.114 The Haryana State Agricultural Marketing Board (HSAMB) was set up on 1st August, 1969 for exercising superintendence and control over the Market Committees in the State. Since its inception, the Board has established 113 Principal Yards, 168 Sub-yards and 196 Purchase Centres. In addition to this, the Board has also constructed 5,378 numbers rural link roads having length 13,886 kms. till 31.10.2019.

Development Works

3.115 The HSAMB has spent an amount of ₹ 2,520.26 crore on the Development/Up-gradation of Grain/Vegetable Markets, construction & maintenance of Link Roads during the tenure of present Government. The total expenditure of ₹ 378.63 crore has been made on the development works during current financial year 2019-20 upto

Inland Container Depot

3.113 The Corporation is operating an Inland Container Depot (ICD)-cum-Container Freight Station (CFS) at Rewari to provide cost effective services to the Importers and Exporters of Haryana and its adjoining area of the neighboring States. However, operations of ICD-cum-CFS, Rewari are being handled by CONCOR w.e.f. 01.11.2008 under a Strategic Alliance Agreement with CONCOR (a subsidiary of Indian Railway). Inland Container Depot, Rewari has been connected online through the Electronic Data Inter-Change (EDI) system since 18.12.2009. During the year 2018-19, earning of ICD was ₹ 88.14 lakh whereas the earning of ICD is ₹ 48.23 lakh during the year 2019-20 (up to 30.11.2019).

31.10.2019. The head wise detail is as under:-

➤ **Mandi Works:** The HSAMB has spent an amount of ₹ 733.15 crore on the development of New Grain/Vegetable Markets and Up-gradation of facilities in the existing markets. The development works to the tune of ₹ 212.39 crore for providing such facilities in the Mandis are in progress. Recently, HSAMB has developed many major Mandis in the State. Development works of a number of Major Mandis are in progress and are likely to be completed during 2019-20 with an approximate cost of ₹ 150 crore.

➤ **Construction of New Link Roads:** During the present regime, HSAMB has completed the construction of 998 new link roads having length 2,780 km. with an expenditure of ₹ 928.62 crore. The work on 589 link roads having length of 1,536 km. with an estimated cost of ₹ 494.23 crore are in progress at various stages.

➤ **Special Repair of Link Roads:**

The HSAMB is undertaking the work of maintenance of link roads constructed by it on actual need basis. The special repair works on 1,615 link roads having length of 4,612 kms. with an expenditure of ₹ 805.80 crore have been completed. The special repair works on 884 number link roads having length of 1302.45 kms. with an estimated cost of ₹ 136.66 crore are in progress at various stages.

Market Fee

3.116 A target of ₹ 850 crore was fixed as target for collection of market fee in the current financial year 2019-20. An amount of ₹ 533 crore has so far been collected.

IT Initiatives

3.117 The HSAMB has started a number of marketing reform systems such as e-NAM, e-Kharid, Installation of Weigh Bridges on the Mandi gates and PPM (Plot & Property Management).

e-NAM

3.118 National Agricultural Market (NAM) is envisaged as a pan-India electronic trading portal which seeks to network the existing APMC and other market yards to create a Global market platform for agricultural commodities. Haryana is one of the 18 States/UTs in India who has implemented e-NAM in 54 APMC. Govt. of India has approved additional 27 Mandis on 03.01.2019 for connecting with E-NAM portal. The progress of Haryana under the project can be gauged by the fact that Haryana has traded about 1,150 lakh quintal of arrivals valuing ₹ 28,260.54 crore. Haryana is also the first State to start the payment on line through e-NAM portal in Charki Dadri. Haryana stands 1st in country in

terms of maximum invoices in E-Payments with 18,907 invoices valuing ₹ 35.73 crore benefiting 5,639 farmers till 31.10.2019.

e-Kharid

3.119 The Government of Haryana has embarked on a revolutionary e-governance initiative through “e-Kharid” project to bring in transparency at all levels in the Food Grains procurement processes, to extend ease of doing business to the traders and to empower the farmers by providing real time information and timely payments. The “e-Kharid” system is a joint initiative of the Haryana State Agricultural Marketing Board and the Food, Civil Supplies & Consumer Affairs, Department. The commodity valuing ₹ 37,000 crore has been traded through this portal upto 31.10.2019.

Weigh Bridges

3.120 The work for installation of 140 Weigh Bridges, in 26 Mandis identified, for e-NAM with an estimated cost of ₹ 27.10 crore has been started. The installation of 61 weigh bridges has been completed and the work on 17 weigh bridges are in progress. An expenditure of ₹ 10.76 crore has been incurred upto 31.10.2019. The work is likely to be completed by 31.12.2020.

Farmers Market

3.121 The Board has established Farmer’s Markets in Sector-20 at Panchkula, Sonipat and Gurugram with the objective to ensure fair price to the farmer’s produce without middle-men intervention. The other objective of this market is to provide fresh fruits & vegetables to the consumers at a nominal price. The Board has also planned a new Apple Fruit and Vegetable Market at Pinjore on an area of 78.33 acres.

INDUSTRY, POWER, ROADS AND TRANSPORT

Industrialization is regarded as essential for rapid development of any country or state, as it plays a vital and crucial role in the development of an economy. It accelerates economic growth in a State and thereby increases the contribution of Industry Sector in the State Domestic Product and contributes significantly to employment. It represents a process that involves economic and social changes. The impact of this process is the transformation of a society from the pre-industrial stage into industrial state. To position the state as a pre-eminent Investment destination and facilitate balanced regional & sustainable development supported by a dynamic governance system, the state government has adopted a wide scale of innovation & technology, and skill development for nurturing entrepreneurship and generating employment opportunities.

INDUSTRIES AND COMMERCE

4.2 At the very beginning, way back when the present Government came into power, it launched a path breaking 'Enterprise Promotion Policy- 2015' (EPP) to propel the State to the next level of growth trajectory. The policy is aligned with 'Make in India', 'Digital India' and 'Skilling India' campaigns of Government of India and offers best in class incentives to attract investments in the State.

4.3 The first and foremost agenda of the State Government is to strengthen the business climate of the State thereby making Haryana a global investment destination of choice. The Government is continuously working towards this goal by implementing various reforms to reduce the regulatory burden and attract private sector participation in the State's economy.

4.4 The Government of Haryana is determined to create an ecosystem in which 'Ease of Doing Business' (EoDB) guided by Minimum Government and Maximum Governance in the State matches and even exceeds the best global standards.

4.5 In 2015, when Government of India launched the Ease of Doing Business ranking for the States, Haryana was ranked at the 14th position. Realizing the importance of improving the business ecosystem, the State brought in major regulatory reforms, which brought the State to 6th position in 2016, making Haryana a leading improver in the country. Haryana ranked 3rd in the country and 1st in North India in Ease of Doing Business 2017-18 ranking released by

Department of Industrial Policy and Promotion, Government of India. The State moved up 3 places. The major reforms are being undertaken by the State Government which is given as under:-

- The State Government will continue to focus on path breaking reforms and measures to ensure employment generation on the back of Greenfield investments with an emphasis on balanced regional development through geographical disbursement of industry.
- Further, to reduce the Cost of Doing Business in Haryana, the Department of Industries and Commerce has launched five sector specific policies such as Agri. Business and Food Processing, Textile, Warehousing-Logistics & Retail, Pharmaceutical and MSME to offer best in class incentives to investors. Our focus will be on ground implementation of these policies to attract investments and to ensure employment to the people of Haryana. The State is also in the process of formulating a Data Centre Policy and an Electrical Vehicle Policy.
- The State Government continues to adopt comprehensive approach to assist the MSME Sector in becoming globally competitive. The Government has adopted strategy for establishment of Common Facilitation Centres under the Cluster Development Scheme of GoI to generate employment opportunities. 13 MSE-CDPs clusters are at various stages of implementation and our focus is to start functioning of

these clusters along with identification and commissioning of few more MSE-CDP clusters during the current regime.

- Under the Mini Cluster Scheme of the State Government, 23 mini clusters were sanctioned and are at various stages of its implementation. Our focus is to start functioning of these clusters along with identification and commissioning of some more mini clusters in the current regime.
- Further, Government of Haryana is conducting an Industrial Survey (GPS based) for evidence-based policy making and main streaming of industries located in non-conforming zone, and complete this industrial survey activity by June in this year.
- Availability of planned industrial infrastructure plays a critical role in attracting industrial investment and generating employment. The Panchgram project along the KMP expressway is one of the flagship projects conceptualized and launched of the State. This visionary concept envisages development of 5 cities of approx. 50,000 Ha area each to be planned and completed in a time-bound manner.

4.6 Further, as part of Integrated Aviation Hub, over 4,000 acres of land in IAH Hisar will be utilised for industrial development to provide facilities such warehousing, cargo, MRO/FBO facilities, training & simulation centres, Aerospace University and aerospace/defence Manufacturing Park. In addition, International Cargo and passenger Airport will be planned here apart from establishment of FBO (Fixed Based Operations) and MRO.

Table 4.1-Year-wise Physical and Financial Targets and Achievements.

Year	Targets		Achievements		Percentage of Achievements	
	Physical (No. of project)	Financial (₹ in lakh)	Physical (No. of project)	Financial (₹ in lakh)	Physical (No. of project)	Financial (₹ in lakh)
2014-15	970	1086.54	603	1238.49	62.16	113.98
2015-16	670	1338.96	594	1152.67	88.66	86.09
2016-17	674	1348.53	614	1178.76	91.10	87.41
2017-18	754	1508.84	905	1889.16	120.03	125.21
2018-19	770	1976.44	1149	2394.14	149.22	121.13
2019-20 (Upto 13.12.2019)	815	2521.29	534	1108.39	65.52	43.96

Source: Industry and Commerce Department, Haryana.

4.7 Other key industrial projects which will also be pursued in the next 5 years include the Integrated Multi Modal Logistics Hub to be developed over 1,200 acres at Nangal Chaudhary, Narnaul and the Global City at Gurugram, over 1,000 acres as part of the Manesar Urban Development Complex in the sub region of Delhi-Mumbai Industrial Corridor. Shifting of Kherki Daula Toll to Panch Gaon Chowk will be taken up by the State Government on priority.

4.8 Performance of the state on export front is appreciable despite the lack of natural resources and state's distance from the sea ports. Starting with exports of ₹ 4.5 crore during 1967-68, the state today accounts for exports of nearly ₹ 98,570.24 crore in 2018-19. We are at No. 5 rank in the Country in terms of volume of exports.

Prime Minister's Employment Generation Programme Scheme

4.9 The main objectives of this scheme are to provide employment opportunities for setting up venture in Micro Small and Medium Enterprises (MSME). 25 percent and 15 percent of the project cost in rural area and urban area, respectively will be provided as subsidy to the General Categories applicant and 10 percent of the project cost will be contributed by the beneficiary of the General category as an equity participation. 35 and 25 percent of the project cost of the project cost in rural area and urban area, respectively will be provided as subsidy to the SC/ST/OBC, Minority, Ex-serviceman, Woman, Physically Handicap and 5 percent of the project cost to be contributed by the beneficiary as an equity participation. Targets and achievements are given in **Table 4.1**.

HARYANA KHADI & VILLAGE INDUSTRIES BOARD

4.10 The Haryana Government established the Haryana Khadi & Village Industries Board by issuing a Notification dated 01.02.1969 under Section 3(1) of the Punjab Khadi and Village Industries Board Act, 1955. The Board plays a vital role to carry the

KVICs programme and in promoting and developing Khadi and Village Industries in rural area. The objectives of the Board include skill improvement, employment generation in rural area, transfer of technology, rural industrialization, promoting self-reliance among the people and building up a strong rural community base. Other objectives are as under:-

- To provide financing to eligible borrowers through different Banks.
- To provide the training to persons employed or desirous if seeking employment in KVI Sector.
- Development in Khadi and Village Industries Sector.
- Promotion of sale and marketing of Khadi and Village Industries products.

Prime Minister Employment Generation Programme

4.11 The Government of India is implementing a credit linked subsidy programme called Prime Minister Employment Generation Programme (PMEGP) for generation of employment opportunities through establishment of micro enterprises in rural and urban areas. The Programme is implemented through Banks with one time Margin Money Assistance (subsidy). The rate of Margin Money (subsidy) for projects of maximum cost of ₹ 25 lakh is 25 percent for General Category and 35 percent for SC/ST/OBC/Women/Physically Handicapped/

Ex. Servicemen and Minority Community etc.

4.12 During the year 2018-19, targets were fixed for 570 projects involving margin money of ₹ 1,484.25 lakh. Out of that, 658 projects involving Margin Money of ₹ 1,684.92 lakh were achieved. During the year 2019-20, target has been fixed for 611 projects involving Margin Money of ₹ 1,890.96 lakh. Out of this, 358 projects involving Margin Money of ₹ 871.52 lakh have been achieved upto 29.01.2020.

Khadi and Village Industries Outlet

4.13 An outlet has been opened from 1st November, 2018 for the sale of products manufactured by the units financed by the Haryana Khadi and Village Industries Board, which has been inaugurated. Action is being taken by Haryana Khadi and Village Industries Board to open an outlet in each district of Haryana State. The 2nd Outlet has also been opened in October, 2019 in Jhajjar district.

MINES AND GEOLOGY

4.14 Mines and Geology Department is responsible for systematic exploration and exploitation of the mineral resources available in the State following the principles of sustainable development. Haryana State is not known to have significant deposits of any major minerals and its mining operations are largely confined to the mining of minor minerals such as Stone, Boulder, Gravel, Sand, etc. which are largely used in the construction industry.

4.15 The Mines & Geology Department is responsible for the administration of following statutes

- Mines and Minerals (Development & Regulation) Act, 1957: It is a Central Act and provides for provision of

systematic development of mining in the country in relation to grant of mineral concessions.

- Mineral Concession Rules, 1960: The Rules framed by the Central Government for grant of mineral concessions of major minerals.
- Haryana Minor Mineral Concession, Stocking, Transportation of Minerals and Prevention of Illegal Mining Rules, 2012 notified on 20.06.2012. The State Rules have been framed under Section 15 & 23C of the Central Act, 1957 *repealing* the prevailing rules namely the Punjab Minor Mineral Concession Rules, 1964, for regulation of Mineral Concessions of Minor Minerals.

- Haryana Minerals (Vesting of Rights) Act, 1973.
- Haryana Regulation and Control of Crushers Act, 1991 (commonly referred to as the Stone Crushers Act, 1991) and Rules framed there under to regulate the operations of stone crusher in the State.
- Haryana District Mineral Foundation Rules, 2017.

4.16 The mining operations are being allowed only after required “Environmental Clearance” as per requirement of Environmental Impact Assessment of (EIA) notification dated 14.09.2006 of the Ministry of Environment Forests and Climate Changes, Government of India and Consent to Operate from the Haryana State Pollution Control Board. At present in the region of district Mahendergarh, the mining operations are being undertaken by the respective lease holders in villages Bakhrija, Amarpur Jorasi, Bayal, Musnota, Narnaul, Garhi and Mukundpura under valid mining leases after obtaining the Environmental Clearance from the competent authority and CTO of the HSPCB. The related authorities maintains regular vigil to ensure that mining is undertaken as per required rules and regulation and no damage is caused to the ecology.

4.17 The process of granting of mineral concession in respect of Minor Minerals throughout the State, which was initiated in the financial year 2016-17, is continued in this financial year 2019-20 also, whereby several mineral concessions were granted by the department. The policy of the State Government to grant smaller mining blocks/ areas for mineral concessions has

been framed so that small entrepreneurs can enter into the mining business. Preventing any type of cartel formation or monopoly. This is also being adhered to during this financial year 2019-20. Out of total of 119 minor mineral mines, 76 numbers of mines have been allocated through competitive bidding process upto October, 2019. One stone mine of village Khanak, District Bhiwani has been granted to HSIIDC the State PSU, on nomination basis in relaxation of the Rules. Among these granted Mineral Concessions, 51 numbers of mines had already commenced mining after obtaining all required approvals including environmental clearance, whereas 52 numbers of mines are lying vacant. The details of the same are given in **Table 4.2**.

4.18 Incidence of Illegal Mining

- There is no case of organized illegal mining of any mineral in the State of Haryana, however stray incidents of theft of minerals do come to the notice and they are strictly dealt with as per the law. Such incidents, including the cases of transportation of minerals from other adjoining States without valid supporting documents i.e. without valid cash bill/ weighment slips, are dealt as per provisions under Section 21(5) of the Mines and Minerals (Development & Regulation) Act, 1957 by imposing penalty. Apart from this, FIRs are also being lodged against the persons found indulging in illegal mining.

- The Government has notified the District Level Task Force under the Chairmanship of respective Deputy Commissioner with Superintendent of Police and other related senior functionaries as members in each of the concerned district, in order to monitor/stop any incidence of illegal mining and ensure compliance with the orders of the Hon’ble Supreme Court of India. Further, the action taken by these Task Forces are reviewed by the State Level Task Force under the Chairmanship of the Chief Secretary.

Table 4.2- District-wise Detail of Mines in the State.

Sr. No.	District	Total Number of Mines	Total Number of Mines Allocated	Number of Mines Presently Lying Vacant/to be Allocated	No. of Operational Mines
1	Panchkula	18	08	10	04
2	Ambala	10	03	07	02
3	Yamuna Nagar	33	27	06	22
4	Kurukshetra	01	00	01	00
5	Karnal	04	01	03	01
6	Panipat	03	03	00	01
7	Sonipat	15	10	11	04
8	Faridabad	02	01	01	00
9	Palwal	02	00	02	00
10	Bhiwani	02	02	00	02
11	Charkhi Dadari	14	14	03	11
12	Hisar	01	00	01	00
13	Rewari	01	00	01	00
14	Mahendergarh (Sand)	03	00	03	00
15	Mahendergarh (Stone)	10	07	03	04
	Total	119	76	52	51

Source: Mines & Geology Department, Haryana.

Table 4.3- District-wise No. of Cases of Vehicles Seized in the State.

Sr. No.	District	Total number of cases (w.e.f 28.08.2019 to 31.12.2019)
1	Panipat and Karnal	32
2	Faridabad/Palwal	55
3	Sonipat	60
4	Yamunanagar	149
5	Gurugram and Nuh	19
6	Mahendergarh and Narnaul	47
7	Ambala	20
8	Hisar & Fatehabad	2
9	Sirsa	0
10	Rohtak & Jhajjar	0
11	Panchkula	28
12	Charkhi Dadri	0
13	Kurukshetra	10
14	Rewari	1
15	Bhiwani	0
16	Jind	4
	Grand Total	427

Source: Mines & Geology Department, Haryana.

Table 4.4- Cases of Illegal Mining Came to Notice & Action Taken.

Year	No. of cases of illegal mining including transportation of mineral without valid documents	Penalty realized in (₹ in lakh)	No. of FIRs lodged
2011-12	1588	263.33	117
2012-13	2564	163.31	122
2013-14	4518	991.59	148
2014-15	5333	1451.71	245
2015-16	3912	838.55	78
2016-17	1963	435.34	121
2017-18	1748	480.73	228
2018-19	2009	484.08	252
2019-20 (up to November, 2019)	619	222.82	110
Total	24,632	5467.24	1,468

Source: Mines & Geology Department, Haryana.

- Apart from checking by the department of Mines and Geology, all other related departments such as Forest, Pollution Control Board, Transport and Police are taking appropriate steps to curb illegal mining.

- Though there is no case of organized illegal mining in the State, however, sporadic cases of illegal mining/transportation of illegally mined minerals do come to notice. Such cases are dealt as per law/state rules. However, the Hon'ble NGT vide order dated 23.04.2019 in OA No. 668 of 2018-Surender Singh V/s State directed that alongwith royalty, price of mineral and penalty, compensation amount equivalent to atleast 50 percent of showroom value of vehicle is also required to be recovered before releasing the vehicles found indulged in illegal mining/transportation of illegally mined minerals. Accordingly action as per orders of Hon'ble NGT dated 23.04.2019 is being taken against vehicles found indulged in illegal mining/transportation of illegally mined minerals. The details of vehicles

seized w.e.f. 28.08.2019 to 31.12.2019 are given in **Table 4.3.**

- The action being taken by such mining and police joint teams is being reviewed/monitored at the highest level by the Police and Mines & Geology Department. The status qua cases of illegal mining/theft of minerals/ vehicles found without valid proof of legal sources in the state during last 09 years is given in **Table 4.4.**

- The State of Haryana is working on **zero tolerance policy** against illegal mining and all necessary steps are being taken to ensure that no illegal mining takes place in any part of the state. It is factually wrong to say that any mining mafia is thriving in the state including district Mahendergarh.

District Mineral Foundation

4.19 The Central Government amended Mines & Minerals (Development and Regulation) Act, 1957 in January, 2015. One of the amendments was the insertion of Section 9B, as per which District Mineral Foundations (DMF) for

each of the districts were to be constituted with object to work for the interest and benefit of persons and areas affected by mining and other mining related operations. In order to ensure Reclamation and Rehabilitation of the mining area, the mines in operation are liable to pay additional amount of 10 percent to a Fund namely 'Mines and Mineral Restoration and Rehabilitation Fund, the State Government is also contributing 5 percent of its income to this Fund. The DMFs in the mining affected area/ districts would be under the Chairmanship of the respective Deputy Commissioners and with public representatives undertaking works and implementing the "Pradhan Mantri Khanij Kshetra Kalyan Yojana", which has the objectives:

- To implement developmental and welfare projects/programs in mining affected areas, which will be complementing the existing ongoing schemes/projects of State and Central Government;
- To minimize/mitigate the adverse impacts, during and after mining, on the environment, health and socio-economic status of people in mining districts; and
- To ensure long-term sustainable livelihoods for the affected people in mining areas.

Policy shift undertaken/proposed to be undertaken and its impact/likely impact on the activities of the department

4.20 Earlier Department was granting mineral concessions in respect of minor minerals by way of open auctions. However, now the department has switched over to e-auction system in order to have more transparency in the system. The Department has started granting

mineral concessions of small size mining units/blocks instead of big areas so that small entrepreneurs/persons who are interested in business of mining could enter into the business of mining.

New Initiative

4.21 The department as a sample test has carried out survey of one stone mine of district Mahendgarh (Bakhrija -4) through Drone. Similar surveys shall be carried in other mining areas. The department is in process of signing a Memorandum of Understanding (MoU) with Haryana Space Application Centre (HARSAC) for demarcation of mining areas and Geo-Reference mapping.

E-Governance

4.22 The department is granting following service online through the portal of HEPC. Hartron has been engaged for preparation of departmental portal/application for following services:-

- *Grant/Renewal of Mineral Dealer Licence;*
- *Grant/Renewal of Stone Crusher;*
- *Grant/Renewal permit for Excavation of Brick Earth;*
- *Permit for Excavation of ordinary clay or earth; and*
- *Permit for the Grant of Permission for Disposal of Mineral.*

- This will help in regulating the movement of all vehicles carrying minerals going out from the mineral concession areas and to generate real time data of the minerals so produced. It will also enhance more possibilities of mining operations to be undertaken in a scientific and environmental friendly manner and all the important information of various mines would be available on e-module. The proposal of e-Governance would clearly define the roles,

responsibilities and instruments for change expected by all stake holders.

- E-Ravana System in all districts has been started w.e.f 1st January, 2020.

Demand and supply of Stone/ Building Material

4.23 Due to protracted litigations pending before Hon'ble Supreme Court, mining in the Aravalli Hill areas of the districts Faridabad, Gurugram and Mewat has been lying closed. Though mining of stone in the districts of Mahendergah, Charkhi Dadri and Bhiwani is taking place but still due to shortage of construction

material, stone in particular, is being met by the adjoining states also. The operational stone mine in the state are able to cater to around 60- 65 percent of the requirement of the public and private projects in the state. The state is making all out efforts to get more mining area operational so that demand of construction material could be met from the mines of the state itself. The government took steps so that mining in the state is resumed at the earliest to make availability of construction material

Table 4.5- The Revenue Receipts/Collections from Mining since 2005-06.

Sr. No.	Years	Income (₹ in crore)
1	2005-06	153.34
2	2006-07	136.26
3	2007-08	215.71
4	2008-09	195.42
5	2009-10	248.66
6	2010-11	78.38
7	2011-12	87.39
8	2012-13	70.83
9	2013-14	81.52
10	2014-15	43.89
11	2015-16	265.42
12	2016-17	494.16
13	2017-18	712.87
14	2018-19	583.20
15	2019-20(Upto Nov., 2019)	428.26
	Total	3795.31

Source: Mines & Geology Department, Haryana.

at reasonable rates. On resumption of mining now rori/bajri/dust of good quality are available at about ₹ 17-19 per cubic feet. Whereas Sand (Yamuna Sand) is available between ₹ 8-9 per cubic feet in Sonipat and between ₹ 18-20 per cubic feet in district Karnal and nearby areas.

Revenues from Mining

4.24 The revenue receipts have been at record level ₹ 712.87 crore in the State in financial year 2017-18. The revenue receipts has been collected ₹ 583.20 crore in financial year 2018-19 in given **Table 4.5.**

POWER

4.25 Energy is a critical factor in infrastructure for sustained economic growth. In addition to its well- recognized role in development of different sectors of

the economy, it makes a direct and significant contribution to economy in term of revenue generation, increasing employment opportunity and enhancing

the quality of life. Hence, affordably priced reliable supply of electricity is necessary for effective development of the State. Haryana State has limited availability of natural sources of energy. There is very less Hydro Generation potential in the State. Even the coal mines are far away located from the State. There is very limited forest area. Wind velocity prevailing in the State is also not sufficient to exploit the power generation. Although, the solar intensity is relatively higher but the land area limitation does not encourage large scale harnessing of this resource.

4.26 The total installed capacity available to the State at present is 11,971.42 MW. It include 2.582.4 MW

from State's own stations, 846.14 MW from jointly owned projects (BBMB) and the balance as share in central projects and Independent Private Power Projects. The power availability from these sources during the year 2018-19 was 5,15,733 lakh KWH. The power sold during the year 2018-19 was 4,07,090.10 lakh KWH. The year-wise detail of installed generation capacity, power availability and power sold are given in **Table 4.6**.

4.27 The total number of electricity consumers in the State has increased from 35,44,380 in 2001-02 to 65,77,058 in 2018-19. The category-wise number of electricity consumers is given in

Table 4.7.

Table 4.6- Installed Generation Capacity, Power Availability and Power Sold in State.

Year	Installed Generation Capacity* (MW)	Total Installed Capacity (MW)	Power Available (lakh KWH)	Power Sold (lakh KWH)
1967-68	29	343	6010	5010
1970-71	29	486	12460	9030
1980-81	1074	1174	41480	33910
1990-91	1757	2229.5	90250	66410
2000-01	1780	3124.5	166017	154231
2010-11	4106	5997.83	296623	240125
2011-12	4106	6740.93	326473	266129.66
2012-13	4106	9839.43	343177	262576.03
2013-14	4060	9839.43	402779	288608.72
2014-15	4060	11102.32	438956	319972.00
2015-16	3611.37	11053.30	445111	322370.61
2016-17	3621.00	11065.00	454659	339931.52
2017-18	3621.37	11262.30	506044	382329.73
2018-19	3638.54	11750.72	515733	4,07,090.10
2019-20 (Up to Dec 2019)	3428.54	11971.42	427315	3,13,028.20

Source: UHBVN Ltd.

*This indicates the State's own projects & share in jointly owned projects but excludes from Central Sector Projects i.e. NHPC, NTPC, MARUTI, MAGNUM, NAPP, RAPP & IPPs (IGSTPS, Jhajjar, MGSTPS, Jhajjar and small Hydro & Solar Projects etc.) etc.

4.28 The per capita consumption of electricity increased from 57 units in 1967-68 to 1,793.50 units in 2018-19. The consumption of electricity in the State during 2018-19 was 4,07,090.10 lakh Units (LUs). The consumption of electricity by the Industrial Sector was maximum

i.e. 1,40,112.20 LUs followed by Agriculture Sector i.e. 97,142.95 LUs. For Agriculture Sector, subsidy amounting to ₹ 6,878.40 crore was given by State Government in the year 2019-20. The sector-wise electricity consumed is given in **Table 4.8.**

Table 4.7- Number of Electricity Consumers in State.

Year	Domestic	Non-Domestic	Industrial	Tubewells	Others	Total
2001-02	2759547	347437	66247	361932	9217	3544380
2005-06	3119788	387520	70181	411769	11402	4000660
2010-11	3684410	462520	85705	520391	34896	4787922
2011-12	3849779	479366	88821	540406	38593	4996665
2012-13	4020928	502912	91087	561381	41919	5218227
2013-14	4136499	522110	93839	582605	46076	5281129
2014-15	4266675	547395	96887	603797	47265	5562019
2015-16	4419364	573848	99195	613973	45790	5752170
2016-17	4569311	597063	101388	621571	50825	5940158
2017-18	4841143	623455	104124	630487	25328	6224537
2018-19	5150007	653356	109076	638191	26428	6577058
2019-20 (Ending Nov. 2019)	5329344	676166	110533	641566	27144	6784753

Source: UHBVN Ltd.

Table 4.8–Sector-wise Electricity Consumed in State.

Sector	LUs	
	2018-19	2019-20 (upto Dec.,2019)
Industrial	140112.2	91735.48
Domestic	96232.61	83526
Agriculture	97142.95	80696.29
Commercial	45479.36	35806.45
Public Services (Public Lighting & Public Water Works)	11745.26	8537.84
Railways	1014.06	754.01
Miscellaneous	15363.61	11972.15
Total	407090.1	313028.2

Source: UHBVN Ltd.

4.29 Electricity bills pending in the State are ₹ 5,295.74 crore as on December, 2019. The pending electricity bills of Domestic Sector were maximum i.e. ₹ 3,605.36 crore. The sector-wise pending electricity bills are given in **Table 4.9**.

Settlement of Pending Electricity Bills

4.30 This scheme is applicable to defaulting connected & disconnected domestic consumers (having Whole Current Meters) and non-domestic consumers (with sanctioned load of 5 KW or less) in rural and urban areas. Principal amount is calculated for the period from the date of default to 30th June, 2018 as per the Supply Code. For BPL consumers, principal amount of last 12 months will be payable and rest of arrears would be waived off. The principal

Table 4.9 – Sector-wise Pending Electricity Bills in State.

Sector	₹ in lakh
	2019-20 (As on Dec., 2019)
Industrial	603.57
Domestic	3605.36
Agriculture	180.98
Commercial	499.88
Govt. Departments & Services	405.95
Total	5295.74

Source: UHBVN Ltd.

amount is to be paid either as monthly or bi-monthly installments or in lump sum. Scheme is also applicable for settlement of theft cases, provided the consumer deposits 50 percent of the assessed amount without surcharge and the compounded amount in full. The detail of scheme as on 31.01.2019 is given in **Table 4.10**.

Surcharge Waiver Scheme 2019

4.31 This Scheme was launched by the DISCOMs on 11.09.2019 for the waiver of delayed payment of surcharge for AP consumers who are defaulter as on 31.03.2019. As per the scheme, 100 percent delayed payment surcharge amount is waived off on payment of outstanding principal amount in lump-sum. As on 31.12.2019, 87,350 no. consumers have

opted the scheme and principal amount of ₹ 48.95 crore have been recovered waiving off surcharge of ₹ 19.90 crore.

Future Power Projects

4.32 Considering the need for maximizing power availability in the State, various short term and long term measures such as addition in capacity generation, improvement in operational efficiency, rehabilitation and extension of distribution network etc. have been taken up.

Ujwal Discom Assurance Yojna (UDAY)

4.33 This scheme was conceptualized by the Centre to ensure a sustainable solution to the debt ridden power utilities to achieve financial stability and to improve their operational efficiency for sustained growth. The State Govt. has adopted this scheme. It is expected to boost the operational and financial capacity of the State Power Corporations. Under the schemes, the Govt. of Haryana has already

issued the UDAY bonds of ₹ 17,300 crore during the FY 2015-16 and of ₹ 8,650 crore during the FY 2016-17. The Haryana DISCOM have liquidated their high cost debt from the proceeds of UDAY bonds. Balance debt remaining in the books of Haryana DISCOMs are mainly Cash Credit Limits and Capex Loans. For meeting the target of 15 percent AT & C losses by 2018-19, a detailed Loss Reduction Plan (LRP) has been prepared and is being implemented. Concerted efforts have reduced AT&C losses by DISCOMs. During FY 2018-19, AT&C losses have been reduced from 20.29 percent to 17.45 percent i.e. reduction of 2.84 percent as compared to the previous year. During FY 2017-18, Discoms have achieved financial turnaround two years ahead of target year and registered a net profit of ₹ 412.34 crores. During FY 2018-19, Discoms have again reported profit of ₹ 280.94 crore.

Table 4.10–Consumer Opted for Settlement of Pending Electricity Bills.

Name of DISCOM	Number of consumers opted as on 31.01.2019	Total amount paid under the scheme (₹ lakh)	Total amount waived off under the Scheme (₹ lakh)
UHBVN	626555	18609.01	153926.91
DHBVN	734745	25143.20	226677.51
Total	1361300	43752.21	380604.42

NEW AND RENEWABLE ENERGY

Grid Connected Rooftop Solar Power Plant Programme

4.34 The scheme aims to produce electricity through solar energy by the consumers of electricity in the State. Solar electricity is a green power which is environment friendly as well as user friendly as it also helps in reducing the electricity bills of the consumers. In Haryana Solar Policy, it has been planned to install 1600 MW rooftop solar power project by the year 2022. Till March, 2019 rooftop solar power project of about 126 MW cumulative capacity have been

commissioned in the State. During 2019-20, there is a target to install grid connected solar power plants of 142, out of which 50 MW is under RESCO, 60 MW is without subsidy, 12 MW under State Plan, 10 MW Govt. Sector on CAPEX mode and 10 MW for private sector under subsidy. During the current year, 20 MW capacity GCRT power Plants (with and without subsidy) have been installed in the State.

Solar Water Pumping Programme

4.35 To meet irrigation needs of farmers the Department of New and

Renewable Energy, Haryana & HAREDA had formulated a scheme to provide solar water pumps in the State. During 2016-17 and 2017-18, 750 solar pumps of 2 HP and 5 HP were installed in the State with 90 percent subsidy which includes 30 percent subsidy from the Govt. of India. During 2018-19, 2,300 pumps (2 HP to 10 HP capacity) were installed in the State with 75 percent State subsidy and 25 percent user share. The Department also plans to install 50,000 off-grid solar pumps of 3HP to 10HP capacity to be implemented with 75 percent subsidy. These pumps shall be installed in two phases i.e. 1st phase of 15,000 pumps will be installed out of which 2000 pumps will be installed during the year 2019-20 and in 2nd phase 15,000 more pumps will be installed during the year 2020-21.

LED based SPV Home Lighting “Manohar Jyoti”

4.36 To meet the lighting energy needs of the public, the Department has formulated a scheme to provide LED Based SPV Home Lighting named as “Manohar Jyoti”. This system has 2 LED luminary of 6 watt each, one LED tube light of 9 watt, 1 DC ceiling fan of 25 watt and provision for 1 USB port for mobile charging. The State Govt. is providing subsidy of ₹15,000 per system. During the year 2019-20, 16,666 Manohar Jyoti’s will be provided to the people of the State out of which 2,890 systems have already been provided.

Biomass Power Projects

4.37 The Haryana Govt. has notified the Haryana Bio-Energy Policy-2018 on 09.03.2018. This Policy has a target of installation of biomass based power projects of 150 MW by 2022. To tackle the issue of straw burning and to

promote paddy straw based biomass power projects in the State, the Govt. has allotted 4 paddy straw based biomass power projects of 49.8 MW capacity in Kurukshetra, Kaithal, Jind and Fatehabad on pilot basis. These project are likely to be commissioned by mid of 2020. This will consume 5.70 lakh tonne of paddy straw as fuel annually.

Led Based Solar Street Lighting Systems

4.38 To provide street lighting facilities in the villages, the Department is implementing stand alone LED Based Solar Street Lighting scheme. In the Annual Plan 2019-20, there is a budget provision of ₹ 4 crore for installation of Standalone street lights with state subsidy @ ₹ 4,000 per system.

Solar Inverter Charger Programme

4.39 To charge the battery bank of existing inverter from Solar Power, the department is promoting Solar Inverter Charger consisting of solar panels and interface charge controller. The approximate cost of 300 watt and 500 watt systems is ₹ 14,750 and ₹ 21,000 and subsidy @ ₹ 6,000 and ₹ 10,000, respectively shall be provided. The beneficiaries have been selected through draw system by concerned Additional Deputy Commissioner from applications received online on SARAL portal. First preference shall be given to those households who are living in Dhanis located one km. beyond the Lal Dora in the rural area. During the year 2019-20, with a budget provision of ₹ 21.664 crore, 22,500 no. of systems i.e. 2,084 nos. systems of 300 Watt and 20,416 nos. of system of 500 watt shall be installed out of which approx. 2,500 nos. of systems have already been installed.

Installation of Solar Power Plants in Gaushalas

4.40 Haryana Government has decided to install Solar Power Plants in all the Gaushals in the State with 80 to 85 percent grant. The balance is to be borne

by Gau Sewa Aayog. During 2019-20, in the first phase, solar power plants of 2 MW cumulative capacity will be installed in 334 number of Gaushalas in the State with a grant of ₹ 919 lakh.

ARCHITECTURE

4.41 The Department of Architecture is the nodal agency of the Haryana Government for undertaking architectural planning of Government Buildings of various State Government departments in a most economical, aesthetic and appealing manner. This department plays a key role in the planning and development of the vital public infrastructure of the State being a service department. This department renders Architectural Services to all Government departments, Corporations and Universities of the State and makes efforts to evolve innovative design solutions for all projects after obtaining feedback from the Client. Haryana

Building Code 2017 and the Energy Conservation Building Code notified by Government of Haryana are being adopted to make building designs Eco-friendly and Energy efficient. The Department has worked on various important schemes like New Administrative Blocks, Judicial Complexes, Civil Hospitals including CHC, PHC & SHC, Bus Stands, new PWD Rest houses, Government Polytechnics, Government Colleges, Industrial Training institutes, Engineering Colleges, Government Schools, Sports Stadiums, Office buildings, Memorial buildings including development of various Tiraths etc.

ROADS

4.42 Roads are the basic means of transportation. Roads make a crucial contribution to economic development and growth and are of social importance. In order to further strengthen the road network and making it more efficient as per traffic requirements, the main emphasis has been laid on the improvement/up-gradation of existing road network, construction of bye passes, bridges/ROBs road safety, pothole filling and completion of road construction

works. The PWD (B&R) road network in the State is given in **Table 4.11**.

4.43 During 2019-20, a works for improvement of roads by way of widening, strengthening, re-construction, raising, cement concrete pavements/blocks premix carpet construction of side drains and culverts/retaining walls etc. were taken in hand. The financial and physical progress achieved upto November, 2019 is given in **Table 4.12**.

Table 4.11- Roads Network in the State Under PWD (B&R).

Sr. No.	Type of Road	Length in Kms. (Upto 31.3.2019)	Length in Kms. (Upto 30.11.2019)
1.	National Highways	State PWD - 72 NHAI - 2583	State PWD - 72 NHAI - 3011
2.	State Highways	1602	1491
3.	Major District Roads	1337	1337
4.	Other District Roads	20714	20974
Total		26308	26885

Table 4.12- Progress Under Roads Improvement Programmes.**(A) Financial Progress**

(₹ in crore)

Sr. No.	Head of Account	Budget Allotment 2019-20	Expenditure (Upto Nov., 2019)
1.	Plan-5054 (Roads & Bridge) including NABARD Loan & PMGSY)	2065.01	1233.63
2.	Non Plan-3054	535.03	383.91
3.	Central Road Fund	150.00	147.00
4.	NH (Plan)	106.43	106.43
5.	NH (Non- Plan)	-	-
6.	Deposit works (Roads & Bridges) including work of HSRDC	70.00	35.02
Total		2926.47	1905.99

(B) Physical Progress

Sr. No.	Item	Length in Kms. (Upto Nov., 2019)
1.	New Construction	438
2.	Premix carpet (State Roads)	1392.55
3.	Widening & strengthening (State Roads)	1102.01
4.	Cement concrete blocks/pavement	315.69
5.	Side drain / Retaining Wall	181.26
6.	Reconstruction & Raising	147.75
7.	(a) Widening (b) Strengthening	} National Highways -

Table 4.13- Road/Bridge Works Sanctioned During 2019-20.

(₹ in crore)

Sr. No.	Head of Account	No. of works	Amount (Upto Nov., 2019)
1	Plan -5054	248	881.00
2.	Non Plan-3054	318	402.00
3	NABARD - Roads - Bridges	40	138.33
4	Central Road Fund	-	-
5.	PMGSY/Bharat Nirman -Roads -Bridges	-	-
6.	NH	-	-
7	ROBs/RUBs (Plan 5054)	5	29.00
8	Bridges – Plan 5054 Non Plan 3054	12 2	84.00 3.00
Total		625	1537.33

Source: PWD (B&R), Haryana.

Table 4.14 – Allocation for Repair and Maintenance and Original Works of Buildings.
(₹ in crore)

Sr. No.	Head of Account	Budget Allotment 2019-20	Expenditure during 2019-20 (Upto Nov., 2019)
1	Revenue Buildings	171.55	99.55
2	Capital Buildings	1524.13	704.30
3	Deposit Buildings	300.00	279.62
	Total	1995.68	1083.47

Table: 4.15- ROBs/RUBs & Bridges Completed and in Progress.

Sr. No.	Description	2019-20 (Upto Nov., 2019)
1	ROBs/ RUBs (i) completed and opened to traffic (ii) under construction	4 40 (27 State Scheme + 7 relates to HSRDC + 1 nos. on NH + 3 nos. under CRF Scheme)+ 2 nos deposited work by GMDA and ULB
2	Bridges:- (i) completed and opened to traffic (ii) under construction	6 38 Nos. (1 under NABARD Scheme and 29 nos. under 5054 R&B + 5 nos. under CRF + 3 nos. under deposit by Irrigation department

Source: PWD (B&R), Haryana

Major Incentives

4.44 The Department has taken steps for construction of ROBs/RUBs and Bridges to curtail delay and increase safety to passengers. 40 ROBs/RUBs are under construction. The detail of ROBs/RUBs & Bridges completed and in progress is given in **Table 4.15**.

NCR Works

4.45 Haryana State Roads & Bridges Development Corporation (HSRDC) in the year 2018-19 has already spent an amount of ₹ 240 crore for Roads & Bridges works under NCRPB assisted schemes and in State Head in the NCR area of the State. In financial year 2018-19, 4 ROBs, one no. Elevated road project and two no. buildings (Hospital

Building Panipat & University Building Sonipat) has been completed having amount of ₹ 390 crore and also 2 ROB and 2 Road projects amounting to ₹ 303 crore were allotted under NCRPB loan scheme and 11 ROBs/RUBs projects were allotted for ₹ 225 crore under State Head. In addition to this, 15 projects of various Roads/ ROBs amounting to ₹ 999.35 crore are in pipeline under NCRPB loan scheme which stands approved by SFC-“B” and are likely to be allotted during this financial year i.e. 2019-20. Similarly 10 Projects of ROB/RUBs in NCR Region under State Head amounting to ₹ 200 crore are in pipe line and are likely to be allotted during 2019-20.

One no. road project of ₹ 200 crore has already been approved by NCRPB and likely to be allotted during this financial year. Regional centers buildings, one at Rewari and one at Jind for ₹ 25 crore as a deposit work, stands approved and have already been allotted during this financial year. Two new building projects have been assigned to HSRDC by Government on 19.08.2019:-

- i) Govt. Medical College at Jind: Estimated cost of ₹ 524 crore (Phase-1) and ₹ 139 crore (Phase-II).
- ii) Dental College at Nalhar (Nuh): Estimated cost of ₹150 crore. However, DPR for ₹ 268 crore is under consideration with Govt.

The projects are likely to be allotted during this financial year. In financial year 2020-21, 10 to 12 projects of ROB/RUB/ Building are likely to be approved for ₹ 500 crore (approx.) under NCRPB scheme as well as State scheme.

NABARD Schemes

4.46 40 Nos. road having length of 296.32 km. amounting to ₹ 138.33 crore has been approved from NABARD under RIDF-XXV in the year of 2019-20. The total expenditure to the tune of ₹164.64 crore has been incurred under NABARD scheme and 145.50 km. length has been improved during the year 2019-20.

TRANSPORT

4.47 The Transport Department, Haryana has two wings i.e. the Commercial Wing (Haryana Roadways) and Regulatory Wing.

Commercial Wing

4.48 A well-planned and efficient network of transport is an essential component for a developing economy. The Transport Department, Haryana is committed to provide adequate, well-coordinated, economical, safe, comfortable and efficient transport services to the public.

4.49 Haryana Roadways is amongst the best run State Road Transport Undertakings of the country. At present, it has a fleet of 3,651 buses (30.09.2019) which is being operated from 24 Depots and 13 Sub Depots. Haryana Roadways buses operate an average of 10.67 lakh kms. daily and carry an average of 9.49 lakh passengers every day.

4.50 The performance of Haryana Roadways has been noteworthy on

parameters such as average age of fleet which is quite low, whereas vehicle productivity, staff productivity and fuel efficiency are amongst the best operational cost per km. (without taxes) and accident rate are amongst the lowest. Haryana Roadways has won the Union Transport Minister's Trophy and cash award of ₹ 1.50 lakh each year for lowest accident rate among all the State Road Transport Undertakings in the country during the years 2005-06, 2006-07, 2007-08, 2009-10, 2012-13 & 2013-14. Haryana Roadways has been adjudged as the winner of ASRTU Trophy for the "maximum improvement in vehicle productivity during the year 2008-09 in respect of Moffusil area".

4.51 Haryana Roadways is keen to further improve public transport in the State and has taken many initiatives to improve the bus services and upgrading the public amenities at the bus stands. The plan outlay of the department which was ₹ 56 crore during 2004-05 has increased to

₹ 145.25 crore during the year 2018-19. An amount of ₹ 103.23 crore was spent during the year 2018-19 for modernization of fleet and other infrastructure. An amount of ₹ 253.55 crore has been approved for the Annual Plan 2019-20, out of which ₹ 3317.76 lakh have been spent during April to September, 2019. The

Programme/Scheme-wise targets and achievements of last 5 years is given in **Table 4.16.**

Modernization of Bus Services

4.52 To provide comfortable passenger transport services, the department is operating 39 Volvo/ Mercedes Super Luxury A.C. buses service has been highly

Table 4.16-Programme/ Scheme-wise Targets and Achievements of last 5 years

(₹ in lakh)				
Year	Name of the Programme/Scheme	Targets	Achievements	Percentage
2014-15	i) Land & Building	3500.00	2756.10	78.75
	ii) Acquisition of fleet	15250.00	13669.89	89.64
	iii) Workshop facilities	50.00	4.57	9.14
	iv) Investment in PSUs- Share Capital to HREC	0.00	0.00	0.00
	v) Drivers Trg.Schools	10.00	7.31	73.10
	vi) Computerisation	100.00	91.50	91.50
2015-16	i) Land & Building	10000.00	9959.47	99.59
	ii) Acquisition of fleet	2200.00	2192.45	99.66
	iii) Workshop facilities	50.00	35.87	71.74
	iv) Investment in PSUs- Share Capital to HREC	5.00	5.00	100.00
	v) Drivers Trg.Schools	10.00	8.45	84.50
	vi) Computerisation	70.00	69.39	99.13
2016-17	i) Land & Building	11000.00	9258.55	84.17
	ii) Acquisition of fleet	10000.00	1358.74	13.59
	iii) Workshop facilities	100.00	81.02	81.02
	iv) Investment in PSUs- Share Capital to HREC	5.00	5.00	100.00
	v) Drivers Trg.Schools	40.00	20.12	50.30
	vi) Computerisation	200.00	194.85	97.42
2017-18	i) Land & Building	13000.00	12846.04	98.82
	ii) Acquisition of fleet	12000.00	9571.99	79.77
	iii) Workshop facilities	100.00	3.83	3.83
	iv) Investment in PSUs- Share Capital to HREC	5.00	5.00	100.00
	v) Drivers Trg.Schools	50.00	18.99	37.98
	vi) Computerisation	200.00	121.61	60.80
2018-19	i) Land & Building	11830.00	7978.46	67.44
	ii) Acquisition of fleet	2340.00	2216.52	94.72
	iii) Workshop facilities	100.00	8.32	8.32
	iv) Investment in PSUs-Share Capital to HREC	5.00	5.00	100.00
	v) Drivers Trg. Schools	50.00	30.09	60.18
	vi) Computerisation	200.00	85.30	42.65

Source: Transport Department, Haryana.

appreciated by the public travelling on Chandigarh-Gurugram and Delhi-Chandigarh routes. Haryana Roadways has introduced Intra City Bus Service in Faridabad, Gurugram and Panchkula cities for providing safe and adequate passenger services to the people in urban areas.

4.53 During the year 2018-19, 183 buses were replaced with the newly

designed buses. During 2019-20, it is proposed to replace and add 547 new buses to the fleet. 500 Standard Diesel Engine bus chassis and 150 fully built up Mini buses meeting BS-IV emission norms are expected to be replaced/added during the financial year 2020-21. Agreement for Hiring of 166 Standard (Non-AC) buses out of 190 for operating on per kilometer

basis has been signed with successful bidders/operators.

4.54 A sum of ₹ 22.17 crore in **Table 4.16** was spent during 2018-19. ₹ 100 crore has been earmarked for the Annual Plan 2019-20 out of which a sum ₹ 6.50 lakh has been spent during April to September, 2019. All 8 years old buses which have covered 7 lakh km are being replaced with newly designed modern buses.

Construction/Renovation of Bus Stands/ Workshops

4.55 The Department has set up 125 Bus Stands at important places from traffic point of view where amenities for the traveling public are being provided. The detail of ongoing projects is as under:-

The department has taken up development of NIT Faridabad bus terminal on PPP mode. Besides this, bus stand at Pipli (Kurukshetra) and Rajiv Chowk (Gurugram) are proposed to be developed on PPP mode. The bus stand at Jhajjar, Nalwa (Hisar), Karnal (new site), Assandh (Karnal), Nuh, Bawal (Rewari) and workshop at Jhajjar have been commissioned. The construction of new bus stands at various identified places in Haryana is in progress. The plot in sector 29, Gurugram has been approved to be transferred to GMDA for construction of Bus Terminal for Intra City Buses of GMDA.

4.56 A sum of ₹ 79.78 crore (Table 4.16) was spent during the year 2018-19 for the construction of new bus stand/workshops under Land & Building Programme. A sum ₹ 150 crore has been earmarked for Land & Building Programme for the year 2019-20, out of which ₹ 3296.50 lakh has been spent during April to September, 2019.

Modernization of Workshops

4.57 The workshops are being modernized by providing latest machinery, tools & infrastructure etc. for better up-keep of the buses. An amount of ₹ 8.32 lakh (Table 4.16) has been spent during 2018-19. An amount of ₹ 1 crore has been approved for the Annual Plan 2019-20, out of which ₹ 0.31 lakh has been spent during April to September, 2019.

Road Safety

4.58 Haryana Roadways has been taking steps to minimize the accidents/break downs by taking all possible administrative as well as technical measures. Haryana Roadways is running 22 departmental Drivers Training Schools for imparting training and certifying new heavy vehicle drivers. Training for light vehicle drivers is also being imparted in Driver Training Institute Murthal, Hisar, Gurugram & Mohindergarh and it is proposed to replicate it in all the other departmental Driving Training Schools. During the year 2019-20 (April to September, 2019), Heavy Driving Training has been imparted to the 19,764 persons to improve their skills and to obtain the required driving license. An amount of ₹ 30.09 lakh was spent during 2018-19. An amount of ₹ 50 lakh has been approved for the Annual Plan 2019-20. To check over speeding, the speed governors have been installed in all buses.

Revamping of Haryana Roadways Engineering Corporation

4.59 The workshop of Haryana Roadways Engineering Corporation at Gurugram which fabricate bus bodies for Haryana Roadways is being modernized. An amount of ₹ 5 lakh was approved for Annual Plan 2018-19 and the entire

amount spent. An amount of ₹ 5 lakh has been approved for the Annual Plan 2019-20.

Computerization

4.60 Various activities of the department are being computerized in a phased manner ₹ 85.30 lakh in **Table 4.16** has been spent during 2018-19 on computerization. An amount of ₹ 2 crore has been approved for the Annual Plan 2019-20, out of which ₹ 9.45 lakh has been spent during April to September, 2019.

Use of Technology

- i) Implementation of online transfer policy for Clerks, Inspectors, Sub-inspectors, Drivers and Conductors to be implemented by 31.03.2020.
- ii) Introduction of Parcel movement on outsourcing basis to be finalized by the end of June, 2020.
- iii) E-Ticketing, RFID Bus Pass Systems and GPS System to be fully implemented by the end of October, 2020.
- iv) **“Nirbhaya Fund Scheme”** with the objective of protecting dignity and safety of women in the State by providing quality, safe, reliable, clean and affordable Public Transport will be implemented within one year from the date of approval to be received from GoI.
- v) Department intends to introduce Zero Emission Electric buses to protect environment from negative effects of pollution.
- vi) Department has 300 CCTV's in the buses of Haryana Roadways and the department has proposed to introduce fitment CCTV's in October, 2020.
- vii) **Duty Rota and leave Management KIOSK System**-Touch screen based, 24x7 staff friendly kiosk system, having local language interface and biometric authentication. Automatic duty allocation

bases on seniority and counselling yardsticks. Transport, corruption free and accurate leave management to be implemented by May 2020.

Free/Concessional Travel Facilities

4.61 Haryana Roadways is providing free/concessional travel facilities as a social obligation to deserving sections of the society like students, unemployed youth attending the interviews, 100 percent handicapped people with one attendant, freedom fighters, Ex and present MLAs/MPs, press correspondents, Police/Jail staff etc. Other measures include:-

- Free travel facility to the 100 percent deaf and dumb with one attendant.
- Free travel facility to National Youth Awardees.
- Free travel facility to women and children on Rakshabandhan/Rakhi Day.
- 100 percent mentally retarded persons with one attendant in Haryana Roadways ordinary buses within Haryana.
- Free travel facility to the Widow of deceased employee of Haryana Roadways till the date of retirement of deceased employee.
- Only 10 single fares are being charged from the male students for monthly passes and girl students are allowed to travel free w.e.f. 1.01.2014.
- 50 percent of the ordinary fare within Haryana for NCC cadets to participate in their training.
- 50 percent concession in the bus fare of Haryana Roadways to Haryana Resident senior citizen women on attaining the age of 60 years and men on attaining the age of 65 years has been allowed even out of State upto the destination of Haryana Roadways buses.
- Free travelling facilities to the Numberdars 10 days in a month from their

residence to Tehsil HQ & 2 days in a month to their District HQ.

- Free travelling passes to the Paralympics Sports Persons participating in the sports meets organized for the physically challenged persons.
- Cancer patients are allowed to free travel in the buses of Haryana Roadways from their residence to Cancer Institute's.
- The Girls students have been allowed free travelling from their residence to educational institute and travelling

distance has been enhanced to 150 kms. from 60 kms. 181 buses for girl students/women have also been started on 173 routes.

- Free transport facility has been allowed to the persons with their spouses who suffered during the emergency period in the standard buses of Haryana Roadways and 75 percent rebate is being given to such persons in AC Volvo buses in case of widow or widower.

Regulatory Wing of Transport Department

4.62 The Regulatory Wing of the Transport Department has been entrusted with the responsibility of the implementation of the provisions of Motor Vehicles Act, 1988, Carriage by Road Act, 2007, Haryana Motor Vehicles Taxation Act, 2016 and rules made thereunder. During the year 2018-19, revenue target was ₹ 2,950 crore against which a sum of ₹ 2,908 crore were collected. The target of receipts during the current financial year 2019-20 is ₹ 3,500 crore against which ₹ 2,110.45 crore have been collected upto 31.12.2019.

The following achievements have been made during the year 2018-19 and 2019-20 (upto 31.12.2019)

Improving Driving Skills

4.63 Three institutes of Driving Training and Research are functional at Kaithal, Bahadurgarh and Rohtak. Seven more such institutes have been sanctioned by the State Government to be setup. Haryana Roadways is also running 22 driving training schools in the State and imparting driving training of the heavy vehicles to the drivers. Besides this 247 driving training schools are being run by

private persons for LMV (Non-Transport) in the State.

Improving Road Worthiness of Motor Vehicles

4.64 An Inspection and Certification Centre equipped with fully automated and computerized machines has been set up at Rohtak with financial assistance of ₹ 14.41 crore by Govt. of India. The annual capacity for testing of vehicles in this centre is approximately 1.25-1.35 lakh. The centre is functional w.e.f. 05.04.2017. However, the centre has issued fitness certificates to 28,064 no. of motor vehicles upto 31.12.2019. Besides this, six more Inspection and Certification Centres will be setup in the state in future on PPP mode in the state at Gurugram, Faridabad, Hisar, Rewari, Karnal and Ambala in future. Authorization has also been granted to 868 Pollution Under Control (PUC) centres in the State.

Mandatory Third Party Insurance for two wheeler and cars (Non-Transport & Transport)

4.65 As per directions of Hon'ble Supreme Court of India, third party insurance for five years for two-wheelers and three years for cars both for transport & Non Transport have been made

mandatory. Accordingly, necessary directions have been issued to all Secretary, RTAs and RLAs in the State to comply with in letter and spirit.

Affixation of hologram based color sticker

4.66 As per the directions of the Hon'ble Supreme Court of India, necessary directions have been issued to M/s Link Utsav Registration Plates Pvt. Ltd. to affix mandatory hologram based colored sticker on the wind screen of the vehicle in the NCR area of the state on new vehicles registered after 02.10.2018 as per terms and conditions of the agreement dated 27.04.2012.

Standard Operating Procedure (SOP)

4.67 Standard operating procedure for providing services to the citizens pertaining to fitness/RC/DL/permit has been introduced in the State w.e.f. 01.03.2017.

Single Window System

4.68 Single window system has been implemented to provide services promptly to the citizens in all offices of the Registering and Licensing Authorities in the State w.e.f. 14.03.2018.

Delivery of Citizen Services

4.69

➤ Online payment of Road Tax: E-payment facility is being provided through e-grass for payment of road tax and fees for transport and non-transport vehicles. This facility is available in all banks across the State.

➤ SMS Alert: Citizens are sent SMS intimating the amount of application submission and tax/fee deposited for various services in the office of registering & Licensing Authorities.

➤ Dealer Point Registration: Online Dealer Point Registration System for the registration of new non transport vehicles

has been started at all the locations in the State.

➤ Randomization of registration numbers : Allotment of registration number across the State by way of computerized randomization has been introduced in all the Registering Authorities to bring transparency.

➤ Computerization: Internet Connectivity in all SDO's-cum-RLAs and RTA's in the State. The National 'VAHAN' and 'SARATHI' programme has been implemented in the State. Computerized receipts are being issued on deposit of tax/fee in all the offices of RLAs/RTAs.

➤ File Tracking System: File Tracking & Monitoring System has been implemented in the department.

➤ Implementation of Sarathi and Vahan web version 4: Department (Regulatory Wing) has shifted Vahan/Sarathi Version 1 to Vahan/Sarathi Web Version 4 and the same has been implemented w.e.f. 01.04.2017 as such, various online related services of Driving License and Registration Certificate are being provided to general public at all locations in the State. Besides this, online facility for the payment of the tax and fees for the Inter-State/Intra-State vehicle owners is being provided hassle free and in transparent manner.

➤ Aadhar Enabled Biometric Attendance System (AEBAS): The Aadhaar Enabled Biometric Attendance System in HQ and in all its field offices has been implemented.

4.70 Road Safety Measures and Awareness.

• The road accidents in the State have come down from 11,238 accidents in the year 2018 resulting in 5,118 fatalities as compared to 10,944 accidents in the year 2019 resulting in 5,057 fatalities.

Initiatives are being taken to further minimize the road accidents in the State through Road Safety Clubs, School curriculum, Audio-video & Print media. Good Samaritan concept has been taken up by the department along with Health & Police officials. Road Safety Fund of ₹ 31 crore has been allocated under the Haryana Road Safety Fund Rules, 2018 during the current FY: 2019-20 out of which ₹ 10.85 crore allotted to police and ₹ 10 crore to PW (B&R) Departments. Besides, these funds are also being allocated to District Road Safety Committees as per their requirements time to time.

Enforcement

4.71 E-challaning and Vahan & Sarathi web version-4 have been implemented in whole of the State. During the year 2019-20, 22,081 vehicles have been challaned for different offences under the Motor Vehicles Act, 1988. A composition fee of ₹ 76.24 crore has been collected.

Digitization of legacy data

4.72 The project of legacy data has been assigned to M/s Gujrat Infotech Ltd. on 3.11.2014. The vendor has completed the

work of scanning of all data in all the districts. 35 lakh (approx) final entries of DL/RC have been furnished to the authorities for porting the same in the National Register. The work of digitization of legacy data is likely to be completed shortly.

High Security Registration Plates

4.73 As per the provisions of Rule 50 of the Central Motor Vehicles Rule, 1989, the project of affixation of HSRP was assigned to M/s Link Utsav Registration Plates Pvt. Ltd. The agreement was signed on 27.04.2012 and the work of affixation was actually started in May, 2012. A total of 32,55,248 HSRPs have so far been affixed on new and old vehicles upto 31.03.2018 by the aforementioned agency. As per the notifications dated 04.12.2018 and 06.12.2018 issued by the Central Government, the High Security Registration Plates on New Vehicles are being affixed by the dealer of the Original Equipment Manufactures (OEMs) w.e.f 01.04.2019. However M/s Link Utsav Registration Plates Pvt. Ltd, has been authorized recently to affix the HSRP on old vehicle in the state.

CIVIL AVIATION

4.74 Civil Aviation Department, Haryana has 5 Airstrips in the State at Pinjore, Karnal, Hisar, Bhiwani and Narnaul. Presently two Flying Training Centres of Haryana Institute of Civil Aviation (HICA) are established at Karnal and Pinjore where flying training is provided to the boys and girls. Haryana

Institute of Civil Aviation is providing flying training to the students for obtaining Private Pilot License (PPL), Commercial Pilot License (CPL) and Instructor Rating (IR). Out of total 84 trainees, licences to 62 trainees were awarded in such as SPL(33), CPL(10), CPL(C)(02), IR(05), PPL(05), IR(Renewal) (04) and AFIR (03).

EDUCATION AND IT

Human development with increased social welfare and well being of the people is the ultimate objective of development planning. In any developing and emerging economy, Social Sector plays a significant role. Education, Health and Social Justice & Empowerment are the main components of the Social Sector.

EDUCATION

5.2 The State of Haryana has provided ₹ 101 crore for the year 2019-20 under the RTE Act, 2009/Rules notified on 3rd June, 2011 for providing Free Uniform to all categories, Free Stationery to Non-SC Students, Free School Bag to Non-SC Students and Other Activities like implementation QIP, Monthly Assessment Tests, Printing of LEP Books, Skill Pass

Book, CCE Report Cards, Promotion of Maths at Primary level, Development of Language Lab, Smart Class Room, Digital Board, White Board, Science Kits, and Learning Level Material and other activities for enhancement of Learning Level of Students at Elementary Level. Benefits provided under the RTE Scheme are given in **Table 5.1**.

Table -5.1 Benefits Provided under the RTE Scheme.

Item	Classes	Rate Per Student (in ₹)	Beneficiaries (Students)	Amount (₹ in crore)
Free Uniform to all categories Students from classes 1 to 8	Class 1-5	800	1445012	126.60
	Class 6-8	1000		
Free Stationery to Non-SC Students	Class 1-5	100	854486	10.13
	Class 6-8	150		
Free School Bag to Non-SC Students	Class 1-5	120	854486	11.20
	Class 6-8	150		
Re-imburement of school fee and funds	Class 1-5	36	1445012	8.39
	Class 6-8	94		

Source: Elementary Education Department, Haryana.

MID DAY MEAL

5.3 National Programme of Nutritional Support to the Primary Education, known as Mid-Day-Meal Scheme is a Centrally Sponsored Scheme and under this Scheme hot cooked food is provided to the children of Primary Classes (I-V) and Upper Primary classes (VI-VIII) in all the Government, Local

Bodies and Government Aided Privately managed Primary Schools which was launched in the entire State on 15th August, 2004. This Scheme is being implemented in compliance with the orders dated 20.4.2004 passed by the Hon'ble Supreme court of India. The main objective of the scheme is to boost universalism of Primary

Education by increasing enrolment, retention and attendance and simultaneously improving nutritional status of students of the primary classes. Under the scheme free food grains (Wheat/Rice) is provided by the Govt. of India through Food Corporation of India @ 100 grams for primary children and 150 grams for upper primary children, per child per school per day. Freshly cooked food of these cereals is provided to

children. The Budget for the Mid Day Meal Scheme for the financial year 2019-20 is ₹ 37,115 lakh in the ratio of 60:40 CSS & State Plan. As per UDISE (Unified District Information System for Education), there are a total of 14,398 Govt. schools in the State and 14,48,024 students enrolled. The details of Govt. and Govt. aided schools and students enrolled are given in **Table 5.2 and 5.3.**

Table 5.2- The detail of Govt. and Govt. Aided Schools

Sr. No.	Particulars	Govt. Schools	NCLP (Faridabad & Gurugram)*	Local Body (Ambala)**	Aided***	Total
1.	Primary (1-5)	8679	57	5	2	8743
2.	Upper Primary (6-8) GMS	2402	0	0	1	2403
3.	Secondary with (6-10)	1287	0	0	0	1287
4.	Higher Secondary with (6-12)	1965	0	0	0	1965
	Total	14333	57	5	3	14398

* The NCLP (National Child Labour Project) schools are running in districts of Faridabad & Gurugram.

** The Schools run by Local Bodies Department are running in Ambala district.

*** At present Mid Day Meal is provided in 1 Govt. Aided School in Bhiwani district i.e Vaish Primary School, Bhiwani. There were 198 Govt. aided schools in School Education Department. Out of these 197 Govt. Schools have been taken over by the State Govt.

Source: Elementary Education Department, Haryana.

Table -5.3 The detail of Students Enrolled in Govt. and Govt. Aided Schools

Sr. No.	Particulars	Number of Students	NCLP	Local Body	Aided	Total
1.	Primary	882866	2934	745	259	886804
2.	Upper Primary	561186	0	0	34	561220
	Total	1444052	2934	745	293	1448024

Source: Elementary Education Department, Haryana.

5.4 The cooking cost of per student is ₹ 4.48 for primary and ₹ 6.71 for middle school respectively. The cost of expenses incurred is shared in the ratio of 60:40 between Centre and State. In addition to this an honorarium of ₹ 3,500

per month is being paid to cook-cum-helper in which Centre's share is ₹ 600 and State's share is ₹ 2,900 per month. The budget provision and expenses are given in **Table 5.4.**

Table 5.4-The Budget Provision and Expenditure on Mid-day-Meal

(₹ in lakh)

Year	Budget Provision	Funds Released	Expenditure
2019-20	37115.00	21708.11	17369.02

Source: Elementary Education Department, Haryana.

Table- 5.5 Recipes provided by School

Wheat Based	Rice Based	Bajra Based/ Other
Missi Roti with seasonal vegetables	Poshtik Khichdi	Bajra Gulgule
Halwa with black channa	Rajma and Rice	Bajre ki Poori
Roti with Daal/Ghiye/Kaddu/ Mix Vegetable	Karhi Pakora mix with seasonal vegetables and rice	Bajre ki Khichdi
Meetha Daliya	Sweet Rice	Bajra Biscuit
Wheat soya puri and White Chana-aloo	Vegetable Pulao/Kala Chana Pulao	Peanut Chakki
Poushtik Daliya	Coconut Rice Pulao	
Chana Urad/Moong Dal/Sabut Moong Dal + Roti		
Channa Dal Prantha/Vegetable Prantha		
Sweet Poora & Kheer		

Source: Elementary Education Department, Haryana.

Recipes in Mid Day Meal menu

5.5 School heads have been asked to distribute the 20 recipes to the children having minimum 450 calories and 12 gms. proteins for primary stage and 700 calories and 20 gms. proteins for Upper Primary stage are provided on all school days. The detail of recipes of cooked food provided by school are given in **Table 5.5**.

Sweetened Flavoured Milk

5.6 200 ml flavored Milk is provided to the students of class 1 to 8 atleast 3 days in a week alongwith Mid Day Meal. Milk is being provided in 5 flavours i.e. Vanilla, Cardamon, Rose, Butter Scotch and Chocolate. The milk is being provided in association with Haryana Dairy Development Cooperative Federation Ltd.

Fortified Atta

5.7 It has been decided the HAFED will supply fortified atta in six districts i.e. Ambala, Kaithal, Karnal, Kurukshetra, Panchkula and Sonipat and fortified Oil in all districts under Mid Day Meal Scheme w.e.f. 1.7.2019. Thereafter, HAFED will start supply of fortified atta and fortified oil in other districts under mid day meal scheme w.e.f. 01.12.2019.

Achievements

5.8 (i) In Haryana State Honorarium of 29,630 Cook cum Helpers working under Mid Day Meal Scheme has been increased from ₹ 2,500 per month (Centre Share ₹ 600 + State Share ₹ 1,900) to ₹ 3,500 per month (Centre Share ₹ 600 + State Share ₹ 2,900).

(ii) Cook cum Helpers working under Mid Day Meal Scheme are allowed two uniforms in a year @ ₹ 300 for each dress.

(iii) Six months maternity leave (without pay) is allowed to Cook-cum-Helpers working under Mid Day Meal Scheme.

(iv) Training has been imparted to 9,699 Cook cum Helpers out of 29,630 engaged under Mid Day Meal Scheme across the State during financial year 2018-19. The budget has provided ₹ 12 lakh for training & cooking competition.

(v) Mid Day Meal week was organized in 22 districts of the State from 25 to 29 November, 2019 during which following activities were covered:

- Stock checking of Mid Day Meal Scheme.
- Cleanliness of kitchens.
- Medical check up of cooks.

- Co-ordination with Health Department basic health issues like inspection of MDM.
 - Inspection of toilets.
 - First aid box.
 - Hand washing and
 - Drinking water facility was checked.
- (vi) Training provided to master trainers on maintenance of record, cash book etc.
- (vii) Training was imparted by an expert from National Health Mission, Haryana (NHM) on hygiene and cleanliness, regarding storage of food-grain by representative of Hafed and regarding nutrition, by home science, maintenance of records a lecturer was given by expert of Haryana Institute of Public Administration.
- (viii) All cook cum helpers are medically examined free of cost twice in a year to avoid engagement of cook cum helpers suffering from contagious diseases.
- (ix) Participations of the cooks appointed by SHGs who are mostly the mothers of the children studying in that very school. Cooking and serving by them the Mid Day Meal is a very good practice. It has enforced the accountability of Parents and teachers towards society to impart quality education to students.
- (x) Kitchen Garden in some of the schools has also been initiated; the members of SHGs and students have been motivated to grow vegetables by making use of available land in the schools effectively. This will not only make the model self-sustainable but would also inculcate the habit of self-reliance amongst the SHGs and students. At present there are 2,321 Kitchen Gardens in schools.
- (xi) Tithi Bhojan every 3rd Tuesday of the month is celebrated as girl student's birthday jointly as "Betika Janam

Din-School Me Abhinandan". All the girls whose birthdays fall in the given month are congratulated and given a special treatment during the Mid-Day-Meal. This will also improve the falling sex ratio in the State.

5.9 Scholarship Schemes

(i) One Time Cash Award Scheme for Scheduled Caste Students in Classes 1st to 8th. Under this scheme, one time allowance is being given to all schedule caste boys as well as girls for purchase of Stationery articles like Geometry Box, Colour Pencils etc. A budget provision of ₹ 6,500 lakh has been made for the 2019-20 and approx 5,88,850 students will be benefited under this scheme. The total expenditure is ₹ 4,907.20 lakh till date.

(ii) Monthly Stipends to all Scheduled Caste Students in Classes 1st to 8th. Under this scheme all the scheduled caste students, both boys and girls, studying in classes I to VIII are being given monthly stipend. A budget provision of ₹ 15,000 lakh has been made for the 2019-20 and approx 5,88,850 students will be benefited under this scheme. The total expenditure is of ₹ 7,224.79 lakh till date.

(iii) Monthly Stipends for BPL Students in classes 1st to 8th. - As per pattern of Schedule Caste Scheme Government is providing monthly stipend to the students belonging to BPL category studying in Haryana Government Schools in Classes I-VIII. Under this scheme the amount is disbursed to the students in the form Monthly Allowance released quarterly. A budget provision of ₹ 700 lakh has been made for the 2019-20 and approx 3,13,798 BPL students will be benefited under this scheme. The total expenditure is of ₹ 204.31 lakh till date.

(iv) Monthly Stipends for BC-A Students in classes 1st to 8th. As per pattern of Schedule Caste Scheme Government is providing monthly stipend to the students belonging to BC-A category studying in Haryana Government Schools in Classes I-VIII. Under this scheme the amount is disbursed to the students in the form Monthly Allowance disbursed Quarterly. A budget provision of ₹ 6,000 lakh for BC-A has been made for the year 2019-20 and approx 32,000 students will be benefited under this scheme. The total expenditure is of ₹ 2,040.09 lakh till date.

(v) Education Encouragement of Excellence (EEE)-Rajiv Gandhi Scholarship for Middle Schools-Under this scheme, one student each in boys category and girls category in each school in the 6th to 8th classes who stood first in the preceding class will be awarded scholarship at the rate of ₹ 750 per annum. A budget provision of ₹150 lakh has been made for the year 2019-20 and approx 24,000 students will be benefited under this scheme. The total expenditure is of ₹148.86 lakh till date.

(vi) Providing Free Bicycle to SC Students (Boys & Girls) studying in class 6th. Under this scheme bicycles are distributed among the students of VI class (Boys and Girls) belonging to Scheduled Caste category. A budget provision of ₹ 350 lakh for the year 2019-20 has been made and approximate 11,600 students will be provided free bicycles under this scheme. The total expenditure is of ₹ 334.50 lakh issued to all DEEOs.

(vii) Free Text Books-A budget provision of ₹ 1,200 lakh has been made for the year 2019-20 and approximate 14,39,332 students will be benefited under this scheme. All children in classes 1-8 in

Government schools have been provided free text books/work books during year 2019-20. Moreover, from the new academic session new text books will be introduced in the primary classes with an emphasis on activity based learning. All budget released to Haryana School Shiksha Pariyojna Parishad, Panchkula to their demand.

Samagra Shiksha Abhiyan

5.10 The main objective of Samagra Shiksha Abhiyaan is to provide support in implementation of Right of Children to Free and compulsory Education (RTE) Act, 2009. To promote Vocationalization of Education, enhancing learning outcomes of students and ensuring equity and inclusion at all levels of School Education.

Composite School Grant

5.11 For the financial year 2019-20, school grant has been provided to 14,355 schools (primary, upper primary, secondary & senior secondary) under different categories depending upon the enrolment in these schools. A sum of ₹ 5,870.75 lakh has been provided to the schools. This grant is released for:

- i) Replacement of non-functional school equipment and for incurring other recurring costs such as consumables, play material, game, sports equipment, laboratories, electricity charges, internet, water, teaching aids etc.
- ii) To promote Swachh Bharat campaign and undertake activities under Swachhta Action Plan.
- iii) Science kits to secondary and senior secondary schools.

Library Grant

5.12 MHRD, GOI has approved an amount of ₹ 672.75 lakh for library grants in 11,075 elementary schools and an amount of ₹ 492 lakh for 3,280 Secondary/

Higher Secondary schools. MHRD had directed to purchase Library books from NBT, NCERT or State Govt. publications.

Sports Grant

5.13 MHRD, GOI has approved an amount of ₹ 672.75 lakh for 8,695 primary schools & 2,380 upper primary schools for Sports Grants and ₹ 820 lakh for 1,278 Secondary & 2,002 Senior Secondary Schools under Sports Grants.

Civil Work

5.14 An outlay of ₹ 5,207.1 lakh has been approved by MHRD, GOI for various infrastructure interventions for elementary level. Under this construction of 202 Additional Classrooms (upto class-VIII), 3,481 CWSN Toilets (upto class-VIII), 2,947 Ramps and Handrails, 22 Solar Panel in KGBVs has been approved. For Secondary Level, an outlay of ₹ 3,084 lakh has been approved for the construction of 144 additional classrooms, 547 removal of architectural barriers, 500 Solar Panels and for Senior Secondary Level budget of ₹ 399.88 lakh has been approved for the construction of 47 additional class rooms.

Free Uniforms

5.15 Budget of ₹ 6,725.55 lakh has been approved by MHRD, GOI for providing free uniforms to 11,20,925 children including all girls, SC and BPL boys of classes 1 to 8 @ ₹ 600 each child, thereby covering all eligible children, as per norms of Samagra Shiksha. Uniform grant is transferred to students Aadhar linked Bank Accounts.

Free Textbooks

5.16 An outlay of ₹ 4,674.81 lakh has been approved for providing free textbooks to 15,13,437 students of Class 1 to 8 as per norms of the scheme.

Special Training for age appropriate admission of Out-of-School Children (OoSC)

5.17 An amount of ₹ 597.15 lakh @ ₹ 3,000 for 6 months and @ ₹ 6,000 for

12 months was estimated for age appropriate admission of 19,705 OoSC through non-residential and residential mode respectively, as per norms of the scheme.

Training and Meetings of SMCs and SMDCs

5.18 An outlay of ₹ 332.25 lakh @ ₹ 3,000 per SMC per annum was approved for training of 11,075 elementary SMCs members and ₹ 98.40 lakh @ ₹ 3,000 per school per annum was approved for the training of 3,280 secondary SMDCs members. This includes provision for conducting/ convening of SMC meetings on a single notified date by the State once in every quarter, Incentivising nominated parents for attending the SMC meeting regularly, uploading of quarterly reports with respect to meetings held and status of the school as per the Mobile App which is being developed in MHRD.

Quality Interventions

5.19 Under this component, an amount of ₹ 1,712.80 lakh has been approved for covering 4,66,877 students at elementary level for remedial material, teaching activities and other activities promoting reading and language skills. A budget of ₹ 570.47 lakh has been approved for providing LEP/Remedial teaching at secondary level. The main objective of LEP is to identify the learning gaps and equip students with core learning prerequisites appropriate to the particular grade. Under this component various activities like Reading Promotion Week, Matri Bhasha Divas, Remedial Teaching, Spelling Bee & Vratini Competitions will be organized for the students of class III to VIII.

Rashtriya Avishkar Abhiyan

5.20 An outlay of ₹ 202.58 lakh for Elementary level and ₹ 173.3 lakh for

Secondary Level has been approved under Rashtriya Aavishkar Abhiyan (RAA) for organizing various activities, such as Mentoring by Higher Institutions, Science corners. Teachers circles, Science and Maths Olympiads, Setting-Up of Science & Math Clubs, Science & Math Kits, Science exhibitions, quiz Competitions/ Book Fair, Exposure Visits within and outside State, Vedic Maths and Maths Melas, Science and Maths kits and various other activities to support Science & Math Learning for elementary & Secondary level.

Integrated Teacher Training Programme

5.21 An outlay of ₹ 1,843.38 lakh has been approved by MHRD, GOI for teachers training of Elementary Level and ₹ 160.81 lakh for different categories of trainings of teachers at secondary level.

Inclusive Education

5.22 An amount of ₹ 629.57 lakh for organizing various activities (Students Oriented) at elementary level and ₹ 228.86 lakh for organizing various activities (Students Oriented) at secondary/higher secondary level for Children with Special Needs such as identification and assessment camps, distribution of aids & appliances, braille books & large print books and provision of escort allowances, etc.

Vocational Education (Secondary)

5.23 The aim of introducing vocational education in schools is to prepare educated and employable youth. Under vocationalisation of school education, vocational courses are introduced along with academic subjects from classes 9 to 12. There is also a provision for providing exposure to vocational education to students of Classes VI to VIII. Under this component, there is

greater involvement of Industry in design, delivery and assessment of vocational skills. For the financial year 2019-20, MHRD, GOI has approved an outlay of ₹ 144.29 lakh (recurring + non-recurring) for introduction of vocational education in 14 schools. In addition, an outlay of ₹ 17,447.06 lakh was estimated for providing recurring support for Vocational Education towards 1,051 existing schools.

5.24 Under Quality Intervention

(i) Bag less Day- Joyful Day: It has been introduced by the State with the objective of motivating students to think creatively and express their thoughts, besides enhancing their personality and providing them better opportunities to participate in social activities on Saturdays. The students participate in extra-curricular activities such as PT, games, debate, painting, quiz and drawing etc. The objective is to make a bag less school, which reduces the burden of books to be carried by the children. An outlay of ₹ 2,082.50 lakh for 2,975 schools was estimated for the project Bag less Schools- Joyful Schools for Bala activities, Pigeon Holes & Play-way Material etc.

(ii) Summer School Programme (Elementary) Summer school programme has been designed by the State to transform the holiday period into a learning and fun-filled time for students. A wide range of activities are included such as music, dance, art and craft etc. in summer school programmes. The students also prepare for Kala Utsav during this period. An outlay of ₹ 3.96 lakh for 22 districts for conducting summer school programme for children.

(iii) Hunar: State has proposed a pilot project for providing career opportunities to divyang Students studying in classes 9th to 12th. An outlay of ₹ 158.29 lakh was estimated for 11 districts as a pilot for two projects providing career opportunities to divyang students.

SECONDARY EDUCATION

5.25 The State Government is well aware that the 21st Century is acknowledged as the Knowledge Century. Education is the key to knowledge and the State Government has consistently made sincere efforts to make “education for all” a reality with required academic & infrastructural facilities and easy access.

E-Governance

5.26 In e-Governance scheme, Computerization, Automation, Connectivity and Networking of Directorate, field offices, SCERT, DIETs and GETTIs are included. The main objective during the year is to provide new hardware, replace the old hardware, updation of software at the Directorate and in the field offices. The other activities covered under the e-Governance scheme are up-gradation of website, portal, software and to provide lease line etc. The networking, updation of statistical data, computer training to the staff of the Directorate has enhanced the efficiency of the Directorate to a great extent.

- Digital signatures for fly using e-Token for implementation of Digital Vouchers (which was done by doing manual signature earlier) has been provided to all DDOs including State Head Quarter as well as field offices for digitization of the clearance of the bills, as decided by State Govt.
- HD Vedio Conferencing system has been installed at Headquarter, SCERT and the offices of DEEOs/ DEOs for better communication.
- The Computers, Printers and UPS have been provided at Headquarter and DEOs/ DEEOs/BEOs/ B EEOs offices. Computer training has been given to the staff working at Headquarter as well as in field offices.

- Highly secure CISCO Router and Internet Lease Line has been provided for Smart Class Room Project at DIET Gurugram and Mahindergarh respectively,
- Renewal and Maintenance of Internet Lease Line has been done.

Comprehensive Computer Education Programme (ICT)

5.27 This is a centrally sponsored scheme funded by Centre and State Government in the ratio of 60:40. As per the direction of Haryana Government, the department has deployed the Computer Faculty and Lab Assistant on remuneration of ₹ 15,000 and ₹ 9,000 per month respectively on work order basis from April, 2019 to June, 2020. There are 3,117 Computer Labs. Under this scheme, the Government has sanctioned budget of ₹ 7,400 lakh for the year 2019-20. Out of which the Finance Department has released ₹ 5,246.68 lakh till date. The department has incurred an expenditure of ₹ 3,438.94 lakh on remuneration to Computer Faculty and Lab Assistants and ₹ 44.66 lakh paid to M/s SAN Media Ltd. Chennai against their outstanding dues. The detail of Budget allocation and Expenditure is given in **Table 5.6**.

Aarohi Schools

5.28 The Govt. of India had started a scheme for opening of Aarohi Model Schools in Educationally Backward Blocks on the pattern of Kendriya Vidayala in the year of 2011-12. The main objective of the scheme is to provide quality education to the children concerned of Educationally Backward Blocks from Class 6th to 12th. This is a centrally sponsored scheme in the ratio of 75:25 by Centre and State.

Table 5.6- Budget Allocation and Expenditure under CCEP-ICT.**(₹ in lakh)**

Year	Allocation	Expenditure	%age Achievements
2014-15	956.43	243.87	25.50
2015-16	11514.00	9147.95	79.45
2016-17	2698.00	970.28	35.96
2017-18	3447.28	3379.61	98.04
2018-19	4800.00	3808.39	79.74
2019-20(upto 20.11.19)	7400.00	3483.60	47.07

Source: Secondary Education Department, Haryana.

5.29 Teacher Education**Table 5.7- Scheme-wise Targets and their Achievements under Teacher Education Programme during 2018-19**

Name of Scheme	Targets		Achievements	
	Physical	Financial (₹ in lakh)	Physical	Financial (₹ in lakh)
“2202-General Education 02-Secondary Education 105-Teachers Training				
Organization of Science Exhibition/Fair at District/State level	3	40.00	2	18.80
Setting up of District Institute of Education & Training (DIETs)	21	6250.00	21	5891.18
Setting up of Block Institute of Education and Training (BIETs)	2	150.00	2	103.75
Strengthening of SCERT Haryana Gurugram	1	30.00	1	24.39
Setting up of an Autonomous State Level Teacher Training Institute Jhajjar	1	1300.00	1	1133.43
In service Teacher Training to Teachers (Secondary)	12000 Teachers	60.00	8040 Teachers	40.07
Junior Basic Training Institutes (GETTIs)	2	290.00	2	196.76
State Council Educational Research & Training (SCERT)	1	739.10	1	739.10
Total		8859.10		8147.48

Source: Secondary Education Department, Haryana.

5.30 Incentive Schemes**Table 5.8- Scheme-wise Targets and their Achievements under Incentive Scheme during 2018-19**

Name of Scheme	Targets		Achievements	
	Physical	Financial (₹ in lakh)	Physical	Financial (₹ in lakh)
i) Rajiv Gandhi Scholarship for high/senior schools(EEE)	17664	160.00	13789	137.87
ii) Punjabi Second Language	32	0.53	24	0.22
iii)Haryana State Merit Scholarship Scheme	1178	25.00	673	12.03
iv) Cash Award Scheme for Scheduled Caste students in classes 9 th to 12 th	250978	3100.00	196412	2847.96
v) Monthly Stipends to all Scheduled caste students in classes 9 th to 12 th	419169	7000.00	367924	6925.56

vi) National Talent Search Scholarship Scheme	27843	14.00	27843	13.56
vii) National Means cum Merit Scholarship Scheme	12138	6.00	12138	5.92
viii) Monthly stipend for BPL students in classes 9 th to 12 th	36245	500.00	29851	427.25
ix) Monthly stipend for BC-A students in classes 9 th to 12 th	226224	2500.00	183705	2490.22
x) Providing the incentives to the students(boys & girls) of grand children of freedom fighter in the State	86	2.00	70	1.49
xi) Providing free bicycle and repair cost to sc students (boys & girls) studying in classes ix and xi	32000	400.00	18641	443.65
xii) Provide free Laptop	500	200.00	-	-
Total		13907.53		13305.73

Source: Secondary Education Department, Haryana.

5.31 Book Bank and Sports

Table 5.9 Targets and Achievements of Book Bank and Sports during 2018-19

Name of Scheme	Targets		Achievements	
	Physical	Financial (₹ in lakh)	Physical	Financial (₹ in lakh)
i) Book Bank/Library	3256 Schools	240.00	3028 Schools	223.08
ii) Provisions of Sports Equipments & Development of Play Grounds in schools	3256 Schools	200.00	3223 Schools	198.51
Total		440.00		421.59

Source: Secondary Education Department, Haryana.

But the Govt. of India had de-linked the scheme in year 2015-16. This scheme has adopted by State Govt. now. A provision

of ₹ 54.30 crore has been made by the State Govt. during the year 2019-20 for this.

HIGHER EDUCATION

5.32 Providing quality higher education to our youth and to make them employable is a major thrust of the State Government. Higher Education system in the State has witnessed impressive growth in recent years and this trend is expected to continue during the next financial year. The Department of Higher Education has taken various measures to expand and improve the capacity and quality in higher

education. Access, quality, equity and sustainability in higher education are the guiding principles on which the vision of the State government is based. The vision of higher education in Haryana is to realize the State's human resource potential to its fullest with equity and inclusion.

5.33 During this year, 8 new government colleges namely G. C. Farrukhnagar (Gurugram), G. C. G.

Sector-52 (Gurugram), G. C. G. Pillu Khera (Jind), G. C. W. Gharaunda (Karnal), G. C. G. Bastli (Karnal), G. C. Bissar Akbarpur (Nuh), G. C. G. Mohana (Sonipat), G. C. Saraswati Nagar (Yumana Nagar) have been started.

5.34 Out of total 157 Government colleges 69 colleges are exclusively for girls. The department is committed to open more government colleges exclusively for girls so as to ensure greater access to girls in higher education. There are 97 privately managed government aided colleges out of which 35 colleges are for girls.

5.35 The Department of Higher Education intends, to create gender sensitive environment in colleges and universities. The Government of Haryana has invested huge resources in creating an extensive infrastructure of Government owned and run degree colleges and State

universities. At the same time, our timely and proactive State interventions have encouraged the private sector to become our partners to spreading higher education among all citizens. In order to make higher education accessible in all corners of the State to all students, the administrative approval for construction work of government colleges has been given.

5.36 Admission in all Government, Govt. aided and self finance colleges of the State is conducted online by the department of Higher Education. 1,56,697 total new admissions were undertaken in academic session 2019-20. The State Government is focused to increase the placement of students studying in degree colleges. Emphasis has also been laid on promoting entrepreneurship among students.

TECHNICAL EDUCATION

Indian Institute of Information Technology (IIIT)

5.37 Indian Institute of Information Technology is being established at village Kilohrad, district Sonipat by Ministry of Human Resource Development, Govt. of India & Guest classes of IIIT were started in the campus of NIT Kurukshetra w.e.f. academic session 2014-15. From the academic session 2019-20 classes of 1st year of IIIT Sonipat have been started in the campus of Techno-Park in Rajiv Gandhi Education City, Sonipat (Extension Campus of IIT Delhi). The construction work of boundary wall is in progress.

National Institute of Fashion Technology (NIFT)

5.38 National Institute of Fashion Technology is being established in

Sector-23, Panchkula in collaboration with the Ministry of Textiles, Govt. of India. The construction work of NIFT Panchkula campus is expected to be completed by December, 2020. Short term courses have been started in the temporary campus (Building of Govt. Polytechnic, Sector-26, Panchkula) of NIFT Panchkula from August, 2019.

Setting up of new Govt. Polytechnics in unserved/underserved districts

5.39 Seven Polytechnics were sanctioned by MHRD, Government of India under the scheme in 2009-10 out of which 6 Govt. Polytechnics have been made functional till 2016. The construction work of 7th Polytechnic at Nanakpur (Pinjore) in Distt. Panchkula also completed and Govt. polytechnic made functional from 2018-19. Under this scheme funds/grant amounting to ₹ 12.30

crores (₹ 8 crores for construction work and ₹ 4.30 crores for Machinery & Equipment etc.) are to be provided for each Polytechnic by MHRD, Government of India. The remaining funds over and above grant-in-aid provided by MHRD, Government of India have been provided by the State under this scheme.

Upgradation/Modernization of Existing Polytechnics

5.40 In this connection, it is submitted that 12 Govt. Polytechnics are covered under centrally sponsored scheme namely “Up-gradation of Existing Polytechnics” of MHRD/ MSDE, GOI for which grant amounting to ₹ 200 lakh approx. was earmarked for each polytechnic by MHRD to procure M&E, Computer systems etc. to upgrade labs/workshops of these institutes. The Technical Committee of MHRD approved ₹ 2,235 lakh for 12 nos. of polytechnics in 2014-15. It is further submitted that ₹ 1,631 lakh has been released by MHRD/ MSDE to various polytechnics. Out of grant received of ₹ 1,631 lakh, an amount of ₹ 700 lakh approx. has already been utilized and remaining will be utilized on account of Machinery & Equipment (M&E) being procured through DGS & D, Haryana.

Supply of Free Books to SC Students

5.41 This is a State Government Scheme covered under SCSP component. Text books and reference books are procured in the Library and free books are provided to SC Students. In the year 2019-20 there is budget provision of ₹ 100 lakh under the scheme.

5.42 Establishment of Computer Labs for SC Students: This is a State Government Scheme covered under SCSP component. In the year 2019-20 there is

budget provision of ₹ 100 lakh under the scheme. Computer Systems and allied items are procured under the schemes to establish computer labs for SC students to improve their IT skills.

Integrated Skill Development Scheme (ISDS)

5.43 Department has implemented Integrated Skill Development Scheme. The total cost of the training is in the ratio of 75:25 between Govt. of India and State Govt. Scheme was implemented through NSDC empanelled training providers by setting skill training centres in the seven districts namely Panipat, Bhiwani, Hisar, Faridabad, Gurugram, Ambala and Rohtak. Under this scheme skill training was provided to 11,733 candidates. Training has been completed on 31.03.2017.

Community Development Through Polytechnic (CDTP)

5.44 Under CDTP scheme short term modular skill development programmes in different trades of 3 to 6 month duration are being run through 16 Govt./Aided Polytechnics. Skill training to the jail inmates at skill centres established in 15 jails is also being provided. This is 100 percent centrally sponsored scheme. 4,061 people have been trained in 2018-19.

Technical Education Quality Improvement Programme Phase-II

5.45 The Technical Education Quality Improvement Programme of Government of India Phase-II was a Centrally Sponsored Scheme (CSS). It has focus on the objectives to improve the overall quality of existing Engineering Educational Programme. The Technical Education Quality Improvement Programme-II was made effective from 06.08.2010 and was implemented as per

Project Implementation Plan (PIP) of MHRD, (Govt. of India).

5.46 After scrutiny and approval of National Steering Committee (NSC) of MHRD, the following 6 Institutions from the State of Haryana was competitively selected under Sub-Component 1.1 and 1.2.

- i) University Institute of Engineering & Technology, Kurukshetra University, Kurukshetra (Govt. Institution).
- ii) University Institute of Engineering & Technology, Maharishi Dayanand University, Rohtak (Govt. Institution).
- iii) NC College of Engineering, Israna (Panipat) (Private Institution).
- iv) Faculty of Science, Kurukshetra, University, Kurukshetra.
- v) Faculty of Engg. & Technology, Deenbandhu Chhotu Ram, University of Science & Technology, Murthal (Sonipat).
- vi) Faculty of Engineering & Technology, Guru Jambheshwar University of Science and Technology, Hisar.

Reimbursement of Tuition Fee to SC Students

5.47 Under this Scheme Tuition Fee to SC Students is being reimbursed. Actual tuition fee or ₹ 20,000 whichever is less in case of diploma courses and actual tuition fee or ₹ 40,000 whichever is less in case of UG/PG courses is being reimbursed to Haryana resident SC students, admitted through central counseling and whose parental annual income from all sources is between ₹ 2.50 lakh to ₹ 3.50 lakh per annum.

Reimbursement of State Transport Facilities/ Train Pass SC Students

5.48 All scheduled caste students of Diploma/UG/PG level of Technical Course having Aadhaar/UID number are eligible for this facility. However, scheduled castes students residing in campus hostels shall not be eligible for this benefit.

SKILL DEVELOPMENT AND INDUSTRIAL TRAINING

5.49 The Skill Development and Industrial Training Department through a network of 172 Govt. Institutes (139 Co-ed. Govt. Industrial Training institutes, 33 Govt. Industrial Training Institutes for women), 246 Private Industrial Training Institutes is presently providing training for certificate courses having duration one year & two years to 1,01,381 trainees (Govt. ITIs/ITI (W)-(69,541)+(Pvt. ITIs 31,840) in the State of Haryana. These institutes are not only supplying skilled craftsmen to the industries but also generate avenues for self-employment.

5.50 172 Govt. Industrial Training Institutes with a seating capacity of 74,040 sanctioned seats are functional during the year 2019-20. Out of these, 33 Industrial Training Institutes are exclusively for

women and in the remaining co-education ITIs, 30 percent of the total seats are reserved for girl trainees in all trades. 246 Private Industrial Training Institutes having seating capacity of 47,216 trainees seats are also functioning. No tuition fee is charged from women trainees in Govt. ITI's.

5.51 To make the training relevant and accountable to users, 51 Govt. ITI's have been adopted by 29 Industry Partner's for up-gradation. 71 Societies have been constituted covering 78 Govt. ITI's to provide them functional, financial and managerial autonomy.

5.52 Govt. ITOT, Rohtak has started functioning and admissions have been made in the institute in August, 2015 in 3 trades. The seating capacity of the

institute is 120+120=240 i.e. 120 each Semester. It is further informed that all the funds provided by World Bank for setting

up ITOT have been fully utilized and now the Institute is running under State Scheme.

ELECTRONICS AND INFORMATION TECHNOLOGY

5.53 Department has been rolling out various IT initiatives in line with the vision of Digital India and its pillars. The key verticals of the department are Society for IT Initiative Fund for e-Governance, Haryana State Electronics Development Corporation Limited (Hartron), Haryana Knowledge Corporation Limited (HKCL) and National Informatics Center (NIC) have been playing a pivotal role in realizing this vision of Digital India and its pillars in Haryana. A specialized cadre of IT professionals has been created and put in place in the State to facilitate planning, designing, implementing and managing a wide range of IT initiatives at department/organization levels.

Notable projects of the Department

5.54 State Data Centre (SDC): SDC in Haryana was set up in August, 2012 and is offering services in terms of hosting the applications in shared environment as well as providing collocation environment for various departments/boards/corporations of the State. Currently, 62 applications of various departments/ organizations and e-District projects have been hosted on Data Centre.

5.55 State Wide Area Network (SWAN): SWAN implemented in the State in the year 2007 by connecting State Headquarter with all District Headquarters, Haryana Civil Secretariat and Haryana Bhawan, New Delhi, all Blocks/Sub-Divisions/Tehsils/Sub-Tehsils vertically for data transfer, Video etc. Beside this, offices of various departments have been connected horizontally on this network.

SWAN is fully operational in the State and is being utilized for intra-departmental transfer of data & conducting video conferencing at district & departmental level. M/s Rail Tel Corporation of India Ltd. is managing the operations of this network since January, 2015. As on date, 100 percent uptime at vertical connectivity has been achieved for 143 sites and 92 percent uptime for 1134 horizontal sites of departments has been achieved. Overall connectivity for vertical sites is enhanced to MPLS from point to point links including BNMCs.

5.56 Bharat Net: Bharat Net project aims to provide broadband connectivity in all 2.5 lakh Gram Panchayats of the Country by extending optical fibre connectivity from intermediate fibre point at Block level to Gram Panchayats. The project is being executed by Department of Telecommunication through a Special Purpose Vehicle (SPV) setup for this purpose called as Bharat Broadband Network Ltd. As on date, 6,188 Gram Panchayats of Haryana State have been declared service ready by Bharat Broadband Network Ltd./ Bharat Sanchar Nigam Ltd. under Bharat Net project.

5.57 Rural Wi-Fi Hotspots: Under the 3rd pillar, Public Internet Access Programme, Rural Wi-Fi Hotspots are being provided in Bharat Net enabled Gram Panchayats through CSC, SPV, Govt. of India. In the State of Haryana, it was decided on 25.10.2017 that 1,000 Bharat Net enabled Gram Panchayats shall be provided with this facility in a phased manner. As on date, 928 Bharat Net enabled Gram Panchayats of 10 Districts have been made Wi-Fi enabled.

5.58 Public Wi-Fi Hotspots:

Under the 9th pillar, early Harvest programme, one of the programme is “Public Wi-Fi Hotspots”. Under this programme, public Wi-Fi hotspots are to be created at one million tourist spots in India. It was decided on 18.11.2016 that initially Wi-Fi Hotspots at 105 locations of public interest/tourist spots (5 locations each at 21 Districts) shall be provided. As on date, 76 places of cultural/historical/administrative importance in 20 districts have been provided with this facility.

5.59 Atal Seva Kendras (ASKs):

Common Services Centers (CSC) scheme is one of the mission mode projects under the Digital India Programme. CSC are named as Atal Seva Kendras in Haryana. These ASKs are the access points for delivery of essential public utility services, social welfare schemes, healthcare, financial, education and agriculture services, apart from host of B2C services to citizens in rural and remote areas of the country. It is a pan-India network catering to regional, geographic, linguistic and cultural diversity of the country, thus enabling the Government’s mandate of a socially, financially and digitally inclusive society. As on date, 16,141 ASKs (10,930 in rural areas and 5,211 in urban areas) have been registered in the State of Haryana, out of which, 11,500 are transacting.

5.60 Digital Locker Integration:

Digital Locker platform is an initiative of the National e-Governance Division (NeGD), Ministry of Electronics & IT (MeitY), Government of India under Digital India Programme to provide a platform for issuance and verification of documents & certificates in a digital way, thus enabling paperless governance. Digital Locker platform brings Issuers,

Requesters, Verifiers of documents and Citizens on one single platform and ensures accuracy and authenticity of the issued documents. Government of Haryana is targeting paperless, cashless and faceless governance for the citizens and is keen to implement Digi Locker platform across State for issuance and verification of documents & certificates in a digital way, thus eliminating the use of physical documents and giving a big boost in enabling paperless governance in the State of Haryana. As on date, 19 services (certificate based) of 7 Departments have been made available through the Digilocker platform of Govt. of India. Also, the State has recently issued a notification mandating all Departments to issue documents on Digilocker for the citizens.

5.61 RAS “Rapid Assessment System” Integration:

The National e-Governance division (NeGD), Department of Electronics & Information Technology (DeitY), Government of India has developed Rapid Assessment System (RAS), an automated system, to collect feedback from user–citizen about e-Services delivered by Government through various channels like SMS, Web, Mobile app, etc. RAS provides an online mechanism for getting feedback from citizens on e-services provided by Governments across the country. Also, it facilitates in analyzing the feedbacks and generating knowledge out of it, which in turn, helps in improving the users/citizens’ experience in availing public services. As on date, 390 services of 33 Departments has been integrated with RAS in Haryana making it the number one State in India in terms of number of services integrated. Additionally, RAS–IVRS (Integrated Voice response System) integration is in

the final stages of Go-Live where an outbound call will be initiated from the system to take the feedback and increase feedback percentage.

5.62 Cashless Haryana: In line with the Digital India initiative of Government of India for promoting digital payments & moving towards cashless society, Haryana State Government is also working to achieve the same in Haryana. In Haryana, a need was felt to have a consolidation portal where the transactions being conducted throughout the State are consolidated and aggregated. As such, the initiative was envisaged and an integrated monitoring tool i.e. “Haryana Cashless Consolidation Portal” was developed to monitor the progress and penetration of different modes of digital payment transactions in the State. The objective of the State Government is to promote digital payments and achieve less cash society (gradually moving towards the Cashless way) in line with initiative of Government of India for promoting digital payments & moving towards transparent and cashless society. Currently, 4.3 lakh+ merchants have been onboarded on BHIM by CSC, VLE and more than 267 crore digital transactions have been recorded on the portal. The same portal is also been replicated in other States/UTs. As on date, the State stands at No. 2 position in digital payment transactions per capita basis.

5.63 Aadhaar Enrolment: State is at 2nd rank in the country with Aadhaar saturation of 103.8 percent based on the population 2015. Currently, Haryana is at No.1 rank in Aadhaar coverage (108.4 percent) of children below age of 5 years.

5.64 SARAL: Aligning with Digital India’s vision of faceless, paperless and cashless Service/Scheme delivery model, Antyodaya-SARAL aims to transform

citizen service delivery in Haryana through complete digitization of over 550+ services. The vision for Antyodaya-SARAL is a unified platform to deliver and track Government-to-Citizen (G2C) Services/Schemes across the State. As on date, a total of 550 State Government to Citizen (G2C) Services/Schemes pertaining to 38 Departments/Boards/Corporations are being provided through SARAL portal in Haryana.

5.65 Incubation Centers: Govt. of Haryana is working towards instilling a culture of innovation and entrepreneurship amongst young professionals by providing necessary support in the form of fiscal benefits in various schemes and a platform for establishing industry connect. In this direction, HARTRON Multi Skill Development Centre (HMSDC) has been established with a total area of 1,20,000 Sq. feet wherein incubators have been made operational to boost the Innovation & entrepreneurial ecosystem in the State. As part of Start-up Haryana, Hartron Incubation & Start-up warehouse has been established at Gurugram with three operational incubators namely IAMAI 10X, NASSCOM 10K start-ups and CoE-IoT having 45+start-ups (with 30 percent women entrepreneurs). MoU signed with United Nations to set up another incubator namely UNTIL (United Nation Technology Innovation Lab) in the same warehouse. In addition, seven incubator centres are proposed to be set up in 7 Universities of the State for which funds have been transferred to 4 universities for the purpose.

5.66 e-Office Project: This project includes electronic movement of files and documents across all Haryana government departments. It also covers generation of portal for each department for publishing

circulars and notifications related to the department. This shall also cover human resource management system including e-Leave, e-Tour, e-Salary, etc. e-Office is being implemented in some of the offices of the 14 departments in the State on pilot basis. e-Leave and e-Tour has been launched on pilot basis for the offices of Chief Secretary and 38 Additional Chief Secretaries of Haryana.

5.67 Software Technology Parks of India: STPI Centre at Gurugram already operational. The 2nd STPI centre is being set up at Panchkula for which MOU signed between Hartron and STPI for transfer of land to STPI for the purpose.

5.68 HALRIS: Haryana Revenue Department as developed a complete integrated end-to-end solution Web-HALRIS, with NIC-Haryana as software development and technology partner which includes registration of documents, Mutations, maintenance of Jamabandi records, e-Khasra Girdawari, issuing of copies of Record of Rights and integration with internal and external entities. Currently, this software has been implemented in 70 Tehsils in Haryana.

5.69 Other Key IT Projects: State has also implemented e-TDS system for filing income tax return, disbursement of employee loan through bank, inhouse e-stamping system, Aadhaar based biometric attendance system, CM Window, CM Dashboard, e-PDS, Integrated finance Management System (IFMS) e-Girdawari, Meri Fasal Mera Bayora (MFMB) and digitally signed bills submission in the treasury.

Future Initiatives

5.70 Hyper Converge Infrastructure (HCI)-State Data Centre (SDC): Government of Haryana is planning to migrate the SDC to HCI to enhance the

Compute, Storage, Network & Security capabilities by leveraging virtualization for all these components.

5.71 CoE for Blockchain: Govt. of Haryana is planning to setup a Centres of Excellence for “Block Chain” Technology at STPI Gurugram. CoE will use IBM Block chain platform built on Linux Foundation’s hyper ledger Fabric and Hyper ledger Composer. The CoE shall explore other emerging platforms for block chain technology and not be restricted to IBM platforms only.

5.72 Cyber Security: The State Government is working extensively in the domain of cyber security. The following initiatives are in the pipeline for seamless implementation of the Cyber Security Policy in Haryana:

- Hiring of professional agency for providing manpower services for Implementation & Support of Cyber Security Policy.
- Hiring professional agency for providing cyber security trainings and capacity building services.

5.73 Modernization of Revenue Record Room: To provide a comprehensive document management system for the Haryana Revenue Department, a centralized solution for automation of storage and retrieval of scanned revenue records, court cases and official files will be implemented across Haryana for which software has been developed.

5.74 Other Key Projects in Pipeline

- **Online Medical Bill:** Customized web-portal for employees to submit medical bill online on employee portal. The Web portal so developed shall have integration with various concerned departments and the treasury department.

- **Pension Paper Processing:** Automated solution for digital transfer of epos to pension sanctioning authorities and treasuries and pensioners. Employee will be able to submit Pen 1 and Pen 2 online on employee portal.
- **Government document repository:** for providing all Government documents under a single web interface, a web

portal has been designed to enable all government agencies to upload their public documents including orders, notification, rules, policies etc.

- **RTI Web Portal:** Web portal has been developed to enable citizens to send their RTI queries online. The same will be implemented shortly.

SCIENCE AND TECHNOLOGY

5.75 The Department of Science and Technology, since its inception in 1983, has been instrumental in promotion of Science and Technology in the State. It has two agencies viz. Haryana State Council for Science, innovation and Technology and Haryana Space Application Centre, Hisar working under the aegis. The Department of Science & Technology has taken a number of initiatives to promote the basic sciences in Haryana and to attract more meritorious students towards opting basic science objects and make it as their career. The major schemes are as under:-

- **POSE Scholarship Scheme:** Under this scheme, the department is providing attractive scholarship of ₹ 4,000 per month for 3-year B.Sc./4-year B.Sc./5-year integrated M.Sc. to top 150 students and ₹ 6,000 per month for 2 years M.Sc. top 50 students opting basic & natural sciences select on the basis of merit. This scheme was started from the year 2009-10 and till date 1,902 students have been granted scholarship about ₹ 2,255.50 lakh.
- **Haryana Science Talent Search Scheme:** Under this scheme 1,500

scholarships are provided to the meritorious students i.e. 1,250 Scholarships for the students of Haryana Board schools and 250 for CBSE/ICSE schools. Selection of students is made on the basis to NTSE (National Talent Search Examination) stage-1 examination for the students of 10th class by SCERT Gurugram. Scholarships of ₹ 1,000 per month are provided to the students of Science stream during 11th and 12th classes.

- **Fellowship Scheme for Ph.D Scholars:** The fellowship programme is based on Joint CSIR-UGC test for Junior Research Fellowship (JRF) and eligibility of Lectureship conducted by CSIR twice in a year. Candidates who qualify JRF-NET (CSIR/UGC), Fellowship amount is ₹ 31,000 per month for Junior Research Fellow (JRF) and ₹ 35,000 for Senior Research Fellow (SRF). Candidates who qualify LS-NET, the fellowship amount is ₹ 18,000 per month for Junior Research Fellow (JRF) and ₹ 21,000 per month for Senior Research Fellow (SRF) up to a maximum of five year with annual contingency grant of ₹ 20,000.

Table 5.10- Physical and Financial Achievements.

Year	Total Visitors	Total Revenue (in ₹)
2014-15	135720	2926570
2015-16	139845	3192755
2016-17	142443	3291595
2017-18	135293	3097405
2018-19	135490	2859765

Source: Science and Technology Department, Haryana.

5.76 In order to popularize the astronomy and inculcation of scientific temper among general public and students, Kalpana Chawla Memorial Planetarium is working under Haryana State Council for Science innovation and Technology. Planetarium was inaugurated on 24th July, 2007 in the memory of brave daughter of Haryana, Dr. Kalpana Chawla. The planetarium system is housed in 12 meter dome having unidirectional seating arrangement of 120 persons. Planetarium programmes in English & Hindi are being shown to the visitors. Gallery and Astropark are the other two attractions of the planetarium and they have interactive exhibits on astronomy. The detail of physical and financial achievements are given **Table 5.10**.

5.77 Haryana Space Applications Centre (HARSAC) established as an autonomous body under Department of Science and Technology (DST), Haryana. The Centre is involved in the mapping, monitoring and management of natural resources, environment and infrastructure in the State. It has been notified as a nodal agency for taking up various activities related to Remote Sensing (RS), Geographic Information System (GIS) and Global Positioning System (GPS) in the State by the government. Till date, HARSAC has completed about 200 projects and 32 projects are currently on going. Following are the major projects being currently running at HARSAC:

1. Time Series mapping of crops in Haryana.
2. Monitoring Crop Stubble Burning in Haryana 2019.
3. Forecasting agricultural output using Space, Agro-meteorology and Land Based Observation (FASAL).
4. Coordinated Horticulture Assessment and Management using geo-informatics (Chaman Phase-II).
5. Ease of Doing Business (EoDB).
6. Development of Haryana Spatial Data Infrastructure (HSDI).
7. UAV based Geospatial Mapping for Property Tax in Municipal Area of Bhiwani.
8. Establishment of GIS Labs at district headquarters in all the districts of Haryana.
9. Digitization of Strip Forests in Haryana.
10. Forest Density Mapping of Notified Forest Areas and Assessment of Trees Outside Forests (TOF) in Haryana.
11. Creation and Established of GIS Cell at PHED, Head Office, Sector-4, Panchkula.
12. Creation and Established of GIS Cell at HSPCB, Head Office, Sector-6, Panchkula.
13. Crop monitoring and biophysical parameters studies using combined S and L-band data.
14. Monitoring and Evaluation of watersheds of IWMP for the period of 2011-12 to 2014-15.
15. Setting up to GIS Lab district Headquarters, Jind .
16. Existing Tubewells GIS mapping for MC, Faridabad.
17. Block-Level Yield assessment of Wheat Crop Using Satellite and Weather data.
18. Route alignment for proposed 220KV D/C Mundline in Karnal and 220KV D/C line of Sonapat.
19. National Wetland Inventory and Assessment (Cycle –II) for Haryana and Delhi.

20. Preparation of Cadastral Level Soil Nutrients Maps of all Villages in Nuh district.
21. Trainings and capacity building.
22. One year certificate course of Geo-Spatial Assistant in various ITIs of the State.
23. EDUSAT Programs.

Achievements during last five years

5.78 From its inception, HARSAC is engaged in carrying-out various activities related to RS and GIS for different line departments of Haryana and also providing technical support time to time. A total of about 50 projects have

been completed during last five years related to environment, natural resources, studies, infrastructure etc. A total of 30 educational training programs have been organized for different level officials and students of Haryana along with regular EDUSAT program of department of space (DOS). HARSAC is also conducting a full time M. Tech.-Geo-Informatics program in collaboration with Guru Jambheshwar University of Science & Technology (GJUS &T), Hisar and total five batches have successfully completed the course.

HEALTH AND WOMEN & CHILD DEVELOPMENT

Government of Haryana is committed to provide quality health care to its all citizens. The Health Department has been constantly upgrading itself in terms of infrastructure, human resources, equipments, drugs etc. Health Department in the State is responding to the health needs of all categories of its populace including infants, children, adolescents, mothers, eligible couples and the elderly in addition to the sick and trauma victims. Also, there is a constant endeavour to keep communicable and non-communicable diseases in check and to have strong systems of recording, reporting and planning.

Health Infrastructure

6.2 The State Government is committed to provide quality and affordable healthcare services to all citizens of the State. There is a constant endeavour to keep communicable and non communicable diseases in check and to have strong and robust systems of recording, reporting and planning.

Mukhya Mantri Muft Ilaj Yojana (MMIY)

6.3 Under Mukhya Mantri Muft Ilaj Yojana (MMIY), 7 types of services, namely surgeries, laboratory tests, diagnostics (X-rays, ECG, and Ultrasound services), OPD/indoor services, medicines, referral transport and dental treatment are being provided free of cost. In addition to this, some services like haemodialysis, CT/MRI and Cath lab are also free for 7 categories of patients e.g. BPL patients, patients belonging to Scheduled Caste category, residents of urban slums, patients receiving disability allowance, Haryana Govt. employees, pensioners and their

dependents, unattended road side accident victims and poor patients who do not belong to any of the above categories.

Public Private Partnership

6.4 Under the Public Private Partnership, State Government is providing CT Scan, MRI, Haemodialysis and Cath Lab services to the people. CT scan services are available in 16 district civil hospitals (Bhiwani, Faridabad, Panchkula, Gurugram, Kaithal, Kurukshetra, Sonapat, Yamunanagar, Palwal, Jind, Sirsa, Ambala City, Ambala Cantt., Rohtak and Panipat). MRI services are available in 4 district civil hospitals (Panchkula, Faridabad, Gurugram and Bhiwani). Haemodialysis services are operational in 19 civil hospitals. Cardiology services, i.e. CATH Lab and Cardiac care units and services like angiography, angioplasty and 20 bedded cardiac care units have been established at Civil Hospital of Ambala Cantt, Panchkula, Faridabad and Gurugram.

Limited Cashless Medical Facility

6.5 Limited Cashless Medical Facility for government employees and pensioners launched in 2017 is applicable only for 6 life threatening conditions, namely cardiac emergencies, accidents, 3rd and 4th stage cancer, coma, brain haemorrhage and electrocution. This scheme is applicable at all Government Medical Colleges, Government Aided Medical Colleges, all district hospitals and other health institutions of Haryana Govt. and all private hospitals empanelled under Govt. of Haryana. Regular employees, spouse/dependent of employee and pensioners will also be entitled to avail the benefits in this scheme. There is no upper limit for treatment.

6.6 Up to November, 2019, the State recorded 93.7 percent institutional deliveries. The sex ratio at birth has been showing steadily increasing trends and is currently at 923 (December, 2019 CRS) provisional.

6.7 In a redoubled effort to curb illegal sex determination, 33 ultrasound centres carrying out illegal sex determination were sealed by the Department during financial year 2019-20 under the PNDT Act. 6 court cases were launched against erring medical practitioners and 19 FIRs have been registered. 4 persons have been convicted.

Non-Communicable Diseases (NCD).

6.8 The State Government is also giving full attention to non-communicable diseases (NCD). Haryana has secured **1st Rank in the country** for Best Performance in National Programme for Prevention and Control of Cancer, Diabetes, Cardiovascular Diseases and Stroke (NPCDCS). Establishment of Tertiary Cancer Care Center in Civil

Hospital Ambala Cantt is near completion. Under National Program for the Health Care of the Elderly, Senior citizen corners have been established in district Civil Hospitals; Physiotherapy Units have been made functional in 18 district Civil Hospitals, 14 Community Health Centers and 3 Sub-Divisional Civil Hospitals of 4 districts. Population Based Screening (PBS) is a continued activity in 5 districts for common NCDs (Diabetes, Hypertension, Breast, Cervical & Oral Cancer) which include Ambala, Gurugram, Panchkula, Sirsa & Yamuna Nagar. This activity is being extended to other districts of the State. Under this, population above 30 years of age will be screened for common NCDs (Diabetes, Hypertension, Cancer- breast, Cervix, Oral Cavity).

6.9 Under the State Government, 75 health facilities including 7 District Civil Hospitals, 3 Civil Hospitals, 2 CHCs, and 63 PHCs/UPHCs have been nationally certified as per the National Quality Assurance Standards (NQAS). While 4 facilities are awaiting results while 10 have applied for national accreditation.

- DCH Panchkula became the first Civil Hospital in country to get accredited in National Quality Assurance Program (NQAP).
- Haryana became the first State in country to get UPHC Krishnanagar Gamri nationally certified.
- The lab of District Civil Hospital Panchkula also became 1st lab in Public Health sector in country to get NABL certification.
- District Civil Hospital Rohtak achieved the distinction of getting maximum 96 percent score in National certification and was

honoured in 12th National Quality Conclave held at Kaziranga (Assam).

- Recently DH Kaithal has been certified having obtained 96% marks.
- A total of 56 health institutions including three medical colleges and an AYUSH Medical College were envisaged in E Upchar, out of these, 30 health facilities (including 22 DCHs, 3 Medical colleges, 1 Ayush, 2 CH's, 1 CHC & 1 PHC) are live. All DCH's have been integrated with 'Mera Aspataal'

Ayushman Bharat

6.11 The pilot launch of the scheme was conducted across the country on 15.8.2018. Haryana was the 1st State in the claim under the PMJAY scheme. This scheme is on entitlement basis. Every family figuring in defined Socio-Economic Cast Census-2011 data base will be entitled to claim benefits under the scheme.

6.12 Government of India guidelines provide a treatment cover of ₹ 5 lakh per family per annum on family floater basis and operational cost of ₹ 50 per family per year covering 15.50 lakh beneficiary families (identified through SECC, 2011 data base) of Haryana with no restriction on family size. The cost is being shared in 60:40 ratio by Government of India and Government of Haryana. In case

application (which is GoI initiative to capture patient satisfaction).

Quality Assurance

6.10 Haryana has made commendable strides in implementation of Quality Assurance programme which is being led by Haryana State Health Resource Centre through State Quality Assurance Unit at the headquarter and District Quality Assurance Units at districts. 32 facilities including 4 District Civil Hospitals have been nationally certified as per the National Quality Assurance Standards (NQAS).

of addition of additional category of beneficiaries, the entire cost will be borne by the State of Haryana.

6.13 Till date an amount of ₹ 93.36 crore has been released in payment of total 72,517 claims. Upto 28.01.2020, total 18,07,273 golden records have been generated under the scheme. As on date total 526 hospitals (public hospital-155 & private hospital 371) have been empanelled with Ayushman Bharat, Haryana.

Future Programme

Inclusion of Non-SECC category

6.14 Further, State scheme for specific categories under Ayushman Bharat Scheme is under consideration. The funds for the coverage of this class shall be entirely borne by the State of Haryana.

NATIONAL HEALTH MISSION

6.15 National Health Mission, the following initiatives have been taken:

- Haryana stood 1st at National level by Ministry of Health & Family Welfare (MoHFW) to earn the bonus of ₹ 71.72 crores, the maximum incentive @13 percent for performing

outstanding services in Health Sector (Health Index June,2019-NITI Aayog).

- NHM, Haryana got Highest Increase of Incremental Performance of 6.55 points compare to other states (Health Index June, 2019-NITI Aayog).

- Hon'ble Vice President of India Sh. M. Venkaiah Naidu conferred "Outlook Poshan Award 2019" to National Health Mission, Haryana.
- Haryana has been awarded certificates at the 6th National Summit on Good & Replicable Practices and Innovations in Public Healthcare Systems in India held at Gandhinagar (Gujarat) from November 16-18, 2019.
 - i. Certificate for securing **1st Rank among the Non High Focus States** as per conditionality framework during the period of 2018-19.
 - ii. Certificate for oral presentation for the best practice titled "Using Multipronged Strategy" for improving facility based management of LBW babies for improvement of ECD.
- Maternal Health: **High Risk Pregnancy management policy devised and implemented by NHM, Haryana** has been appreciated by NITI Aayog and Union Ministry of Health & Family Welfare and had been **selected as Best Practice** for presentation in conference of 115 backward districts organized by NITI Aayog on 4th and 5th January, 2018 under the chairmanship of Hon'ble Prime Minister of India. Also Haryana is the first State in the country to devise and implement an innovative web application named as "High Risk Pregnancy Portal" for capturing 100 percent name based high risk pregnant cases identify.
- Maternal health indicators have improved in the State significantly. As per the latest MMR bulletin released in May, 2018 MMR of Haryana has reduced by 3 points to 98 (SRS-2015-17).
- Child Health and Immunization: Haryana has brought down its **under 5 Mortality to 35 per thousand live births with a Remarkable 10 Points Dip**. Haryana has brought down its Infant Mortality Rate by 11 points from 41 to 30 per thousand live births as well as Neonatal Mortality with 5 points from 26 to 21 per thousand live births (SRS 2017 released in 2018).
- The "Health & Wellness Centre" is a key component of the Ayushman Bharat, under which existing Sub Health Centres and Primary Health Centres are being transformed into Health & Wellness Centres to deliver an expanded range of services for Comprehensive Primary Health Care. In financial year 2018-19, total 432 Health & Wellness Centres were made operational in the State against the target of 408. **Haryana State achieved the 3rd Position in the Country as per Ranking done by the MoHFW/ Government of India for Operationalization of HWCs in financial year 2018-19.**
- Haryana has achieved 106 percent full immunization coverage upto December, 2019. State is committed to achieve above 100 percent coverage in financial year 2019-20.
- The new initiatives like Direct Beneficiary Transfer (DBT) for better treatment outcome of all TB patients and NIKSHAY Aushadhi for real time monitoring of supply chain management is already in process.

AYUSH

6.16 The Ayurveda, Yoga and Naturopathy, Unani, Siddha and Homeopathy (AYUSH) Systems of Medicine have age old acceptance among various communities in India. They are time tested and validated by thousands of years of use during which they have played role in prevention and mitigation of diseases. AYUSH System of Medicine have important role in the prevention and mitigation of many life style related chronic ailments where modern medicines are not so successful. With the increase in number of life style disorders, there has been a resurgence of interest in the AYUSH Systems of medicine both globally and within the country.

6.17 AYUSH Department Haryana is providing Medical Relief, Medical Education and Health Awareness through AYUSH to the masses particularly in the rural areas of Haryana State. For this purpose 4 Ayurvedic Hospitals, 1 Unani Hospital, 6 Ayurvedic Prathmic Swasthya Kendras, 507 Ayurvedic Dispensaries, 19 Unani Dispensaries, 23 Homoeopathic Dispensaries and 1 Institute of Indian Systems of Medicine and Research (IISM&R), Sector-9, Panchkula are functioning.

6.18 Besides this, 33 AYUSH dispensaries (29 Ayurvedic, 2 Unani & 2 Homeopathic) 3 Specialty Clinics of AYUSH (Gurgaon, Hisar, Ambala) & 1 Specialized Therapy Centre (Jind) have been relocated and upgraded as AYUSH Wing in 2009-10, 22 AYUSH Wings at District Hospitals & 98 AYUSH IPD (Polyclinic) at CHCs, 109 AYUSH OPD at PHCs, are providing medical relief to the masses and also participation in National Health Programme in the

Haryana State. Most of the AYUSH institutions are functioning in the rural and remote areas.

6.19 The department is providing Medical, Education in Haryana through Shri Krishna AYUSH University, Shri Krishna Govt. Ayurvedic College, Kurukshetra and Mahila Bhagat Phool Singh Memorial Ayurvedic College, Khanpur (Sonapat) under leadership of Shri Krishna AYUSH University. Nine Ayurvedic Colleges and 1 Homeopathic College are also running by private management in private Sector.

6.20 The Governor of Haryana has appointed the Vice Chancellor and Registrar has also been appointed by the Government. The Gram Panchayat Fathuhpur has provided the 94 Acre, 5 Kanal, 1 Marla land for the AYUH University on lease basis. To promote Ayurvedic education in the State another Govt. Ayurvedic College has been constructed at Village Pattikara (Narnaul). Hon'ble CM, Haryana has inaugurated the building of Govt. Ayurvedic College/ Hospital at Village Pattikara (Narnaul). The manpower of the hospital has been sanctioned.

6.21 For the Establishment of "Post Graduate Institute of Yoga & Naturopathy Education and Research" at Deverkhana (Jhajjar) 163 Kanal, 11 Marla land has been provided to Govt. of India. The Govt. has approved the proposal of department in principle. Hon'ble Chief Minister has already laid the foundation stone of Govt. Unani College & Hospital, village Akera, district Nuh on 14.07.2018. Govt. of India has decided to set up a National Level Institute for Ayurvedic treatment, education and research with 250 beds IPD

(100 Ayurveda & 150 Naturopathy) and catering to over 500 students every year offering UG, PG, Ph.D degree.

6.22 The Government of Haryana as well as Shri Mata Mansa Devi Shrine Board have provided 19.87 Acres of land of Shri Mata Mansa Devi Shrine Board, Panchkula on lease to the Ministry of AYUSH, Government of India, New Delhi.

- There is a proposal of Govt. of India to establish National Research Institute in Unani Medicine for NCDs with 120 beds IPD in NCR in the State of Haryana. Govt. of Haryana has sent a proposal to the Secretary Govt. of India, Ministry of AYUSH, New Delhi vide letter dated 01.09.2017 to offer the land measuring 68 Kanal, 17 Marla (Approx. 9 Acres) of Gram Panchayat Kheri Gujran district Faridabad within the NCR to set up National Research Institute in Unani Medicine for NCDs with 120 beds IPD.

- Hon'ble CM, Haryana has agreed to setup the 50 bedded integrated Govt. AYUSH Hospital at Mayyer, Hisar. Land of 15 Acre and 7 Marla has been identified and has been transferred for a period of 33 years at the rate of ₹ 1 per acre per year in the name of AYUSH Department, Haryana.

6.23 An expenditure of ₹ 117.48 crore under plan (Recurring/Non Plan) schemes and ₹ 44.93 crore under Plan (Non Recurring/Plan) schemes for AYUSH Department has been incurred during the year 2018-19. During 2019-20, ₹ 198.43 crore under Plan (Non Recurring/ Plan) schemes and ₹ 138.77 crore under Plan (Recurring/ Non-plan) schemes have been approved for AYUSH Department. An outlay of ₹ 413.84 crore for Plan (Non Recurring/Plan) schemes and ₹ 164.08 crore for Plan (Recurring/Non-plan) schemes has been proposed for the financial year 2020-21.

ESI HEALTH CARE

6.24 ESI Health Care, Haryana is providing comprehensive medical services and facilities under Employees State Insurance Act, 1948 to 31.25 lakh Insured Persons (IPs) and their dependent members through 7 ESI Hospitals (4 ESI State Hospitals + 3 ESI Corporation Hospitals) and 79 ESI Dispensaries including 3 Ayurvedic Units & 1 Mobile Dispensary located in all over the State. State Govt. provides primary and secondary care to IPs and their dependents. Tertiary care (Super Specialty Treatment) is also being provided by ESI Health Care, Haryana through

private hospitals (empanelled by Employees State Insurance Corporation).

6.25 Major Activities/Achievements

- i. Insurance Medical practitioner (I.M.P.) System was implemented to provide primary medical facilities to IPs and their families in Charkhi Dadari up to dated 20.01.2020 and Shahabad (Kurkshetara) upto 23.07.2020.
- ii. Extension has been given to Rotary Ambala Cancer and General Hospital, Ambala Cantt to provide Secondary

- Health Care, Medical Facilities to IP's and their dependants of Ambala region at C.G.H.S. rates on cashless basis upto 31.03.2020 or new empanelment of private hospital (whichever is earlier).
- iii. Sanction has been granted by the Govt. to open One doctor new ESI dispensary at Taraori (Distt. Karnal), Kaithal & Kurukshetra to provide the health services to the IP's and their families whose in-principle approval has also been received from ESIC. To start these dispensaries is under process.
 - iv. Sanction has been granted by the Govt. to open new ESI dispensary at Nuh (Mewat) to provide the health services to the IP's and ESIC has given in-principle approval of two doctor ESI dispensary. To start this dispensary is under process.
 - v. Sanction has been granted by the Govt. to open new ESI dispensary at

Naraingarh (Ambala) to provide the health services to the IP's and their families and ESIC has given in-principle approval of one doctor ESI dispensary. To start this dispensary is under process.

6.26 Project/Programme (2019-20)

- (i) Opening of New ESI Dispensary at Charkhi Dadri. (ii) To tie-up of private hospitals already empanelled by Health Department as per CGHS rates on reimbursement basis to IP's and their dependants. (iii) To tie-up of private hospitals for providing secondary care services as per CGHS rate on cashless basis to IP's and their dependants. (iv) To Upgrade ESI Dispensary No. 3, Hisar, Rohtak & Karnal into 30 bedded ESI hospital. (v) To Upgrade ESI Dispensary No. 2 & Dispensary No. 3, Bahadurgarh from two Doctors ESI dispensary to three Doctors ESI dispensary. (vi) To Upgrade ESI Dispensary Palwal from two Doctors ESI dispensary to three Doctors ESI dispensary.

MEDICAL EDUCATION AND RESEARCH

6.27 The Department of Medical Education & Research was established vide Govt. Notification dated 4th September, 2014 for establishment, up-gradation, expansion and regulation of medical education and research. The State of Haryana is providing quality education through various Medical, Dental, AYUSH, Nursing & Para medical institutions in the State. The current status of institutes working in the State is given in **Table 6.1**.

6.28 In Addition, Essentiality Certificate have been issued to 3 Societies/Trust and Letter of Intent have been issued to 3 Societies/Trust to establish Medical Colleges in Private Sector. Realizing the

importance of Medical System within this holistic and personalized system of Medicare, the Government has initiated a number of steps for its promotion.

Pt. Deendayal Upadhyia University of Health Science (UHS), Karnal

6.29 In a meeting held under the Chairmanship of Hon'ble Chief Minister on 13.12.2014 it was decided that a Health University as a Centre of Excellence will be established in Village Kutial, District Karnal. Afterwards, the University of Health Sciences Act, 2016 was notified on 21.09.2016 and its Amendment was notified on 02.04.2018 vide which University was re-named. Government had

Table 6.1- The Current Status of the Medical Institute in the State.

Institution	Govt.	Private	Total	Total Seats
Medical Colleges	5	7	12	M.Ch./ DM 7 MD/MS 393 PG Dip. 27 MBBS 1710
Dental Colleges	1	10	11	BDS 1020 MDS 258
Ayurveda Colleges	2	10	12	BAMS 783
Homeopathy College	-	1	1	BHMS 50
Physiotherapy Colleges	3	10	13	BPT 705 MPT 210
Nursing Schools	6	85	91	ANM 2833 GNM 3620
Nursing Colleges	13	172	185	B.Sc 1780 P.B.B.Sc 1150 M.Sc 244 NPCC 20
MPHW (M)	2	25	27	1620

Source: Medical Education and Research Department, Haryana.

made an announcement for Establishment of Medical University in Village Kutail, (Gharaunda) subject to providing land by Gram Panchayat.

- Gram Panchayat, Kutail leased out 144 Acre, 2 Marla of land to Department of Medical Education and Research for establishment of Health University. For execution of the project, the work has been awarded to M/s Bridge & Roof. Co. (I) Ltd. a CPSU of Govt. of India on 12.12.2018. The drawings and the DPR amounting to ₹ 750.42 crore has been approved by the Govt. The Executing Agency has further engaged the contractor for construction of residential and institutional buildings of the University. The project will be completed in 30 months.
- The University shall have the facilities of Super Specialty Hospital with 700 beds, Academic Block for Post Graduate/Post Doctoral teaching (DM/ MCh Courses), alongwith Research

Departments like Biotechnology, Experimental Medicine, Advance Research Centre in Genetics, Immunology and Virology etc. It shall also have other educational institutions like Dental College, Pharmacy College, Mental Health Institute & Sports Medicine.

- The College of Nursing & College of Physiotherapy have been constructed with Prefab Technology in the campus of University. Admissions in the Academic Session 2018-19 has been made with 40 seats in College of Nursing and 30 seats in College of Physiotherapy.

Government Medical College, Bhiwani

6.30 The State Government is in the process of establishing a Government Medical College in Bhiwani under the Centrally Sponsored Scheme of MoHFW, Govt. of India i.e. 'Establishing of a Medical College by Upgrading the Existing District Hospital'. The construction work has been awarded to

M/s Bridge & Roof, a Central Public Sector Undertaking. The drawings and the DPR amounting to ₹ 524.95 crore has been prepared by the Executing Agency. The project will be completed in 27 months time.

Government Medical College & Hospital, Jind

6.31 Another Medical College is being set up at Jind by the State Government. Gram Panchayat, Haibatpur, district Jind, has given 24 acre land on long term lease to Medical Education and Research Department for this purpose. The boundary wall has been constructed by PWD (B&R). The work has been awarded to HSRDC-Haryana State Road and Bridges Development Corporation. The estimated project cost is ₹ 524 crore for Phase-I and ₹ 139 crore for Phase-II.

Government Medical College & Hospital, Gurugram

6.32 Gurugram Metropolitan Development Authority in collaboration of Municipal Corporation, Gurugram and Shree Mata Sheetla Devi Shrine Board, Gurugram is setting up a Medical College in Village Kherki Majra, Gurugram on 29 acre land. The estimated project cost is ₹ 500 crore and the cost will be shared by GMDA, MCG and SMSDSB in 40:40:20 ratio. The construction work has been awarded to Uttar Pradesh Rajkiya Nirman Nigam (UPRNN).

Government Medical College & Hospital, Narnaul

6.33 State Government has approved the proposal for establishment of Government Medical College in Village Koriyawas, District Mahendergarh and land measuring 79 acre has been leased out in the name of the Department. The construction work has been awarded to PWD (B&R) Haryana and the detailed

project report has been prepared with estimated project cost ₹ 598 crore.

Dental College at Shaheed Hasan Khan Mewati Government Medical College, Nalhar Nuh.

6.34 To take care of oral health of people of Socio economically Backward district Nuh, the State Government is setting up a Dental College in the existing Shaheed Hasan Khan Mewat Govt. Medical College, Nalhar Nuh. HSRDC has been appointed as the Executing Agency for the construction of Dental College at an estimated cost of ₹ 150 crore.

Establishment of AIIMS at Rewari

6.35 Union Finance Minister in his budget speech on 1.2.2019 has announced setting up of 22nd AIIMS in Haryana. Gram panchayat land measuring 224 acres has been identified for the said purpose at Village Manethi, Rewari but since this land is covered by dense vegetation and tree cover planted under Aravali Plantation area, Ministry of Environment, Forest and Climate change, GOI has requested State Government to explore the possibility of another site for this project and a committee for the same has been constituted by the Government vide notification dated 02.08.2019.

Government Nursing Colleges in District Faridabad, Rewari, Kaithal, Kurukshetra and Panchkula

6.36 Hon'ble CM had made announcements for setting up Nursing Colleges in District Faridabad, Rewari, Kaithal, Kurukshetra and Panchkula. The land for these 6 Nursing Colleges is free from all encumbrances and have been leased out in the name of the Department. The work of construction of these Nursing College has been allotted to HSVP (Haryana Shehri Vikash Pradhikaran). The drawings and the DPR amounting to

₹194.30 crore has been approved by the Govt. The Executing Agency has further engaged the contractors for construction of 6 Nursing Colleges. The work has started at all the sites and it shall be completed in 22 months.

Opening of Nursing College in Safidon, Jind

6.37 College of Nursing was also started in Safidon, Jind with an intake of 60 seats in three courses i.e. ANM, GNM and B.Sc. Nursing.

National Cancer Institute, Badhsa Jhajjar under AIIMS, Delhi

6.38 National Cancer Institute, Village Badhsa Jhajjar is a Government of India Project and implemented by AIIMS, New Delhi. The State Government has allotted 300 acres of land to AIIMS, New Delhi for this project. The National Cancer Institute with 710 Beds is Government of India's largest financial investment in a single hospital Project with the project cost of ₹ 2,035 crore, NCI would be Apex Centre having Translational Research in Prevention/Treatment and care for Cancer patients. The Institute would be the first one to have Proton facility for the treatment of advanced cancers in Northern India. AIIMS, New Delhi has now commissioned the trial run of basic Oncology outpatient services since 18.12.2018 and inpatient services since 14.01.2019 in the NCI Jhajjar and now Phase-I of the National Cancer Institute at Badhsa, Jhajjar has become fully functional. The National Cancer Institute at Village Badhsa, Jhajjar was inaugurated on 12.02.2019 by the Hon'ble Prime Minister of India.

6.39 Other Achievements of the Department

(i) Centralized Combined Counseling for admission in Under Graduate

and Post Graduate Courses- The department is conducting admissions for all Under Graduate and Post Graduate Courses through Centralized Combined Online Counseling. Counselling for MD/MS/MBBS and BDS courses have been completed.

(ii) Haryana Nurses & Nurse Midwives Council-

In order to streamline the admission, curriculum, examination and registration process associated with Nursing Education in the State, this Govt. enacted a new Act "The Haryana Nurses and Nurses Mid Wives Act, 2017" and has established Haryana Nurses and Nurses Mid Wives Council which has replaced the existing Haryana Nurses Registration Council (HNRC) and now Haryana Nurses and Nurses Mid Wives Council is regulating Nursing Education in Haryana State. Earlier Haryana Nurses Registration Council (HNRC) had adopted Punjab Nurses Registration Act, 1932 and the representation of the State Govt. in the structure of the Executive Body/ Governing Body of HNRC was very limited. HNRC was functional with its limited mandate and was not able to cope with the ever increasing demands in the field of Nursing Education. Hence, it was realized that there is a need to create a coherent and comprehensive overarching body in the State of Haryana.

(iii) Ayushman Bharat Haryana Health Protection Mission-

The Department has successfully implemented Ayushman Bharat Mission in hospitals attached to the Govt. Medical Colleges. In the 1st phase, the scheme has been implemented in all Government and Government aided

Medical Colleges namely PGIMS Rohtak, KCGMC Karnal, BPSGMC (W) Khanpur Kalan, Sonapat; SHKMGMGC Nalhar, Nuh and MAMC Agroha. The first successful claim for the patient treated under the scheme in the entire country has been processed by KCGMC, Karnal.

- (iv) **Affordable Medicine and Reliable Implants for Treatment (AMRIT)**- AMRIT Pharmacy have been opened in all Government Medical Colleges of the State and are fully functional.
- (v) **Pradhan Mantri Bhartiya Jan Aushadhi Kendra (PMBJK)**- Under Pradhan Mantri Bhartiya Jan Aushadhi Pariyojana (PMBJP) have been opened in all Government Medical Colleges and are functional.

6.40 Achievements in the Functional Medical Colleges

(i) Pt. B.D. Sharma UHS, Rohtak

- UHS, Rohtak awarded NAAC Grade A in February, 2017 and is at Rank 2 amongst all Health Universities in the country.
- PGIMS, has been approved as Centre of Excellence by Ministry of Youth Affairs & Sports. Post Graduate Courses in Sports Medicine will be started soon.
- C.T. Scan & M.R.I. facilities got NABH Accreditation in the year 2017.
- Bio Chemistry Lab got NABL Accreditation in the year 2017.
- State of the art 120 beds Dhavantari Apex trauma centre is operational since January, 2018 with 5 modern OT, 22 bedded ICU, 30 beds in triage area and a 3 tesla MRI. More than 50,000 Patients are treated in last 6 months.

- 200 beds Apex Mother & Child Hospital has been operationalized recently. It is the largest MCH in North India.
- Construction of Linear accelerator facility for cancer treatment is under process.
- University has various Foreign collaborations like Indo Japanese collaboration for study on cancer and radiation oncology, SMART health Extend project in collaboration with Geaorge Institute for Global Health, Australia.
- Various construction projects like Mortuary, Sports Injury Centre and Multi-storied New Residential wing for Class 3 and 4 Employees is under process.

(ii) BPSGMC (W) Khanpur Kalan, Sonapat

- Post Graduate Degree and Diploma courses have started in the institute in various specialities.
- Virology Lab is being established under ICMR and will be functional soon.
- A Dialysis Unit has been installed in the College Hospital.

(iii) SHKMGMGC, Nalhar, Nuh

- CBNAAT machine has been installed for the detection of Multi Drug Resistant Tuberculosis.
- Yoga and Naturopathy Centre has been established in collaboration with Central Council for Research in Yoga and Naturopathy in November, 2017.

(iv) KCMGMGC, Karnal

- The Hospital became functional since, 13.04.2017 and 1st batch of 100 MBBS students was admitted in academic session 2017-18.

- MRI 1.5 tesla machine and 64 slice CT Scan machine have been installed.
- (v) **MAMC, Agroha, Hisar**
- The Medical College has got permission for increase in MBBS seats from 50 to 100 and various Post

Graduate Degree and Diploma courses have started in the institute in many specialities.

- Cath-Lab on PPP mode made functional on 1st August, 2018. Establishment of Trauma Centre & Cancer Institute is in pipeline.

FOOD AND DRUGS ADMINISTRATION

Food Wing

6.41 An amount of ₹ 8.05 Crore has been sanctioned by FSSAI and in addition to this an amount of ₹ 3.36 crore has been sanctioned by State Government for State Food Lab., Haryana, Chandigarh. For up-gradation of another District Food Laboratory, Karnal, a proposal of ₹ 18.11 crore has been sent to FSSAI for approval.

License/Registration

6.42 The Department has granted 9,224 Food Licenses to Food & Food Business Operators and also verified 31,479 online registrations till 30.9.2019.

Food Sampling

6.43 During the Financial year 2018-19, total 2,992 Food Samples have been taken. Out of these 590 Food Samples found non confirming to standards and action is being taken as per FSS Act, 2006 on these samples.

Ban of Gutka Pan Masala

6.44 The Manufacturing/Sale/Storage of Gutka Pan Masala, has been prohibited in the State for one year from 07.09.2018 by Commissioner, Food Safety, Haryana.

Ban of Liquid Nitrogen

6.45 The flushing/mixing of liquid nitrogen with any drink of food article has been prohibited by Commissioner, Food Safety, Haryana, in the State till further orders.

Mobile Food Testing Laboratory

6.46 Two Mobile Food Testing Laboratories were provided by FSSAI, New-Delhi and both have been rolled out in the Haryana State (Cluster-I & II) to aware general public regarding safe and hygiene food.

Drug Wing

6.47 Department of Food and Drugs Administration, Haryana has taken action against the meance of Hookah Bars serving tobacco molasses containing “Crude Nicotine” to the youth of different part of State and 38 prosecutions have been launched under Drugs & Cosmetics Act, 1940.

6.48 410 joint raids were conducted. Drug licenses of 2,992 chemist shops were cancelled and 1,036 drug licences were suspended and 63 prosecutions were launched. 16,278 inspections were conducted and 3,259 samples were taken in the State during the period.

6.49 12 drug manufacturing licenses, 42 cosmetics manufacturing licenses, 21 licenses to operative blood bank and 84 hospitals recognized as RMI.s for use of essential drugs have been issued.

6.50 One acre land have been allotted for construction of Haryana State Drugs Laboratory in Sector-3, Panchkula and an estimate of ₹ 21.15 crore was approved for construction of building and ₹ 10 crore have been sanctioned by the Government for above purpose.

PUBLIC HEALTH

6.51 In Haryana State, all the villages were provided with at least one safe source of drinking water by 31st March, 1992. Thereafter, the focus has been given to augment the drinking water supply infrastructure in the habitations. The status of drinking water in habitations is presently adjudged in terms of population coverage. Currently, the State is engaged in improving the drinking water supply levels in deficient villages where the water allowance has gone down below 55 Litres Per Capita Per Day (LPCD). During the current financial year, 226 identified habitations have been identified to be targeted and 70 targeted habitations have been benefited with sufficient drinking water supply uptill 15th January, 2020.

6.52 During the year 2019-20, a sum of ₹ 1,490.58 crore has been provided under Capital Outlay of State/Central Plan for rural/urban areas including Central Share of National Rural Drinking Water Programme as well as Central share under National River Conservation Programme. An expenditure of ₹ 1,027.22 crore has been incurred upto 15th January, 2020.

6.53 Under Augmentation Rural Water Supply programme, the existing drinking water supply facilities are to be improved/strengthened in the villages to raise the status of water supply to 55/70 litres per capita per day. The improvement in the villages is to be done by drilling additional tubewells, augmentation of existing canal based

schemes, creating new canal based water works, constructing boosting stations, strengthening of existing distribution system etc. During 2019-20, there is a provision of ₹ 380 crore under this programme. An expenditure of ₹ 335.91 crore has been incurred upto 15th January, 2020.

6.54 In order to accelerate the implementation of augmentation of rural drinking water supply schemes, the State has been availing funding from National Bank for Agriculture and Rural Development (NABARD) since 2000-01 against various projects. At present, 12 projects have been approved by NABARD under RIDF-XXI, XXII, XXIII and XXIV having a total cost of ₹ 954.92 crore which are in progress. The detail of NABARD projects are given in **Table 6.2.**

6.55 NABARD has recently approved two new augmentation water supply projects at a total cost of ₹120.48 crore under RIDF XXV and the details of these projects are given in **Table 6.3.** The work on the project i.e. “Augmentation of Drinking Water Supply Scheme (Canal Based) for 122 villages @ 40 LPCD to 70 LPCD in Narnaul Tehsil, District Mahendergarh, Haryana” has been taken in hand whereas work on the project namely “Providing raw water arrangement for 7 water works from Chaudhariwali Minor, RD 20000-L, Tehsil and District Hisar, Haryana” will be taken in hand shortly and will gain momentum by the start of the next financial year 2020-21.

Table 6.2- The detail of NABARD Projects in the State.

Sr. No.	Name of Project	RIDF	Estimated Cost (₹ in lakh)	Expenditure upto 15.01.2020 (₹ in lakh)
1	Augmentation of Canal water for 5 no existing w/w covering 24 villages and construction of new w/w at Budhpur, Chimanawas	XXI	9285.81	8022.05
2	62 Nos. Dhanies, providing water supply facilities to 62 No. dhanies to be connected with existing SBS, IBS	XXI	776.68	651.39
3(a)	Providing R.W. Arrangements by pumping for 3 Nos. W/W i.e.Ugalan, Bhaklana, Dharamkheri	XXII	522.16	536.72
3(b)	Providing R.W. Arrangements by pumping for 6 Nos. W/W i.e. Kheri Lochab and Jalab, Nara, Kinner, Rakhi Khas and Shahpur	XXII	1026.50	821.49
3(c)	Providing raw water arrangements by pumping for water works Madan Heri	XXII	246.39	224.87
4	Niana, Kharar Alipur, kulana and Mayyar prov raw water arrangement by pumping for 4 nos w/w from balsmand branch	XXII	699.88	484.25
5	Aug.Drinking W/S Sch.in Quality affected 84 No. Villages of Prithla and Palwal Block of Distt. Palwal	XXII	18430.62	12129.93
6	Khaleta, Providing water supply scheme for 14 Nos. villages and 1 No. Dhani	XXIII	4439.00	3297.55
7	Raw water arrangement/augmentation of 11 rural water supply scheme covering 15 villages in Jind district of Haryana	XXIII	2847.35	2817.86
8	Satnali Village DPR for Aug. Canal Based W/s Scheme for 25 Nos. village Satnali Block	XXIII	12443.00	6064.02
9	Aug. drinking w/s sch. in 80 No. vill. of F.P.Jhirka and Nagina Block, const. R/well in Yamuna Plain at Atba and Pipepipe	XXIII	21090.00	17194.75
10	Providing canal Based water supply scheme Raghunath Pur Group of 25 nos Village and 3 Dhani Distt. Rewari.	XXIV	6602.60	3081.43
11	Providing Canal Based water works for Sanpli and Kasola group of 23 Nos. village and 4 Nos. Dhani Distt. Rewari.	XXIV	5612.40	3165.52
12	Bhalkhi : Augmentation water supply scheme (Canal Based) water works at Bhalki for 61 No. villages Tehsil Ateli Mandi.	XXIV	11470.00	4409.45
Grand Total			95492.39	62901.30

Source: Public Health Department, Haryana.

Table 6.3- Augmentation of Water Supply Projects.

Sr. No	Name of Project	Project Cost (₹ in lakh)
1	Augmentation of Drinking Water Supply Scheme (Canal Based) for 122 villages @ 40 LPCD to 70 LPCD in Narnaul Tehsil, District Mahendergarh, Haryana.	9494.25
2	Providing raw water arrangement for 7 water works from Chaudhariwali Minor, RD 20000-L, Tehsil and District Hisar, Haryana.	2554.15
	Total	12048.40

Source: Public Health Department, Haryana.

6.56 Under the Special Component Sub Plan, drinking water facilities are provided/upgraded in the villages/habitations having majority of population of scheduled caste households by drilling additional tubewells, augmentation of existing canal based schemes, creating new canal based water works, constructing boosting stations, strengthening of existing distribution system etc. During 2019-20, there is a budget provision of ₹ 15 crore under this programme. An expenditure of ₹ 9.83 crore has been incurred upto 15th January, 2020.

6.57 In order to provide a clean and enhanced environment in the rural areas, a decision was taken by the Honb'le Chief Minister, that big villages having a population of 10,000 persons or more would be provided with sewerage system under the Mahagram Yojana. This is a humongous scheme and would require massive funds for implementation. Keeping in view the enormity of the problem, it has been decided to implement the schemes in phases. Phase- I will cover 20 villages, Phase- II would include 37 villages and Phase- III would encompass 71 villages. Besides, the drinking water supplies in the project villages shall also be augmented to 135 LPCD + 15 percent UAW.

6.58 Apart from this, the scheme also envisages construction of Sewage

Treatment Plants for treatment of raw sewage and its safe disposal. An amount of ₹ 5,000 lakh each for augmentation of water supply and laying of sewerage system in the project villages has been approved during the current fiscal year. Against the total allocation of ₹ 10,000 lakh, a sum of ₹ 2,355.34 lakh has been expended so far. Augmentation of water supplies to 135 LPCD is in progress in 15 project villages whereas the work of laying sewerage system is also under-way in an equivalent number of villages. During the current financial year, it is proposed to augment water supply to 135 LPCD in 9 villages along-with sewerage facilities in these villages, as a pilot project. This ambitious programme is in its infancy but is likely to accelerate and gain momentum from the next financial year onwards.

6.59 Jal Jeevan Mission (JJM) has been launched by Govt. of India with the aim of providing Functional Household Tap Connection (FHTC) to every rural household by 2024. At present, in Haryana, 53.47 percent of the rural households have water connections within the premises of the houses. Haryana is currently ranked 4th in the country in terms of percentage of total household connections with Piped Water Supply (PWS) as on 16.07.2019. Haryana has proposed to achieve the target by the year 2022 and has already launched Jal Jeevan

Mission in the State. State Water & Sewerage Mission (SWSM), District Water & Sewerage Mission (DWSM) and Village Water & Sewerage Committee (VWSC) have been notified on 13.12.2019. Under JJM, Panchayats are being empowered to get the capital work executed for coverage of households. In a major policy change, the focus would be on empowering local governance through active involvement of the Village Water & Sewerage Committee (VWSC) in execution of new Water Supply Projects as well as O&M of the Rural Water Supply Schemes.

6.60 The Public Health Engineering Department which has hitherto, performed the role of an implementer shall now re-emerge in the transformative role of a facilitator through seamless handholding for enhancing the capabilities of the Panchayati Raj Institutions. Being Chairman of District Water & Sewerage Mission (DWSM), Deputy Commissioners have been requested to hold monthly progress review meetings to take stock of the progress of works and resolve issues which could impede the footfall of scheme implementation.

6.61 Out of 92 towns, the drinking water supply and sewerage services of 87 towns are being maintained by the Public Health Department. All the 87 towns have been provided with piped water supply facilities. During the current financial year, a sum of ₹ 14,706 lakh has been earmarked for urban water supply and augmentation works have been taken up in selected towns and also for providing water supply to the newly approved colonies of the towns. Till 15.01.2020, a sum of ₹ 9,621.86 lakh has been utilised under this programme

whereas the balance amount of ₹ 5,084.14 lakh would be utilised by 31.03.2020.

6.62 As regards the sewerage system, major parts of 87 towns of the State have been covered with sewerage facilities, whereas work of providing sewerage system is in progress in 4 towns and yet to be taken up in recently notified five town. During the current financial year, a sum of ₹ 20,505 lakh has been approved for urban sewerage and till 15th January, 2020, an expenditure of ₹ 16,867.65 lakh has been incurred and the remaining 3,637.35 lakh is likely to be utilised by 31.03.2020.

6.63 With a view to de-stressing the massive population load on the capital of India, the National Capital Region Planning Board (NCRPB) Government of India is making perpetual efforts to provide enhanced water supply and sewerage infrastructure in the satellite towns. The objective is to provide almost at par services in the adjoining cities and arrest the growing propensity of the population towards the capital city of Delhi and enhanced environment. The NCRPB financed schemes follow a financing pattern of 75:25, with 75 percent loan from NCRPB with State share of 25 percent.

6.64 Currently, 9 Projects sanctioned by NCRPB for improvement of sewerage system in 9 towns, namely, Ganaur, Kharkhoda, Jhajjar, Hodal, Kalanaur, Sampla, Sohna, Beri, and Samalakra amounting to ₹ 72.09 crore are in progress at various stages of implementation. An allocation of ₹ 30 crore has been approved for NCRPB during the current financial year against which an expenditure of ₹ 7.02 crore has been incurred till 15th January, 2020.

6.65 During the monsoon season, a number of low lying localities in various towns are susceptible to flooding because of the natural terrain. In order to avoid flooding in the vulnerable areas, adequate infrastructure for storm water disposal is required to be created. During the last three decades, a fairly robust and resilient storm water drainage infrastructure has been developed in major towns, susceptible to flooding. During the year 2019-20, a sum of ₹ 20 crore has been allocated under storm water drainage to sustain the on-going works and a sum of ₹ 6.35 crore has been expended till 15th January, 2020, with the remaining unused amount likely to be spent by 31.03.2020.

6.66 Under the Special Component Sub Plan (SCSP) for urban areas, drinking water/sewerage facilities are being provided/upgraded in localities of the towns with predominance of Scheduled Caste population. These funds are also being utilized to maintain the substantial assets created under Indira Gandhi Drinking Water Supply Scheme. A sum of ₹ 294 lakh for water supply and a sum of ₹ 995 lakh for sewerage has been earmarked during 2019-20 for providing the basic services in the Scheduled Caste dominated localities/colonies of the cities. An expenditure of ₹ 196.56 lakh and ₹ 507.60 lakh has been incurred on SCSP Component for

urban water supply and urban sewerage, respectively by 15th January, 2020.

6.67 Public Health Engineering Department Haryana has constructed 124 STPs in the Haryana state including STPs for the catchment area of river Ghaggar & Yamuna and further identified the gaps and is geared up to complete the construction of new STPs and up-gradation of existing STPs by 31.12.2020, besides laying of sewers in newly approved colonies.

6.68 Haryana Government has notified the policy on re-use of treated waste water, which assumes great relevance at this juncture, when the ground water is highly stressed in the context of ground water availability, the Policy is comprehensive and inclusive and covers an array of topics ranging from treated-waste water applications, standard operating procedures, and creation of an exclusive cell for project formulation, creation of a repository of database, monitoring and implementation. The introduction of the Policy augurs well for the future, more so, when the water resources have been severally impacted and are being over-utilized. The possible bulk consumers in this regard have been identified and preliminary meetings are being held with all the stakeholders. Comprehensive action plan for reuse of treated waste water has also been prepared.

WOMEN AND CHILD DEVELOPMENT

6.69 The Women and Child Development Department, Haryana is implementing various schemes for the overall development and empowerment of children and women. The State Govt. is committed for the empowerment of

women. The main aim/objective of the department is to promote social and economic empowerment of women through policies/programmes, spreading awareness about the children's rights and facilitating their access to learning, nutrition, institution supports etc. The budget of the department has been

enhanced from ₹ 1,114.15 crore (2014-15) to ₹ 1,496.98 crore (2019-20). During the current financial year a sum of ₹ 790.55 crore has been incurred upto December, 2019 on various departmental schemes and programmes.

Beti Bachao Beti Padhao

6.70 “Beti Bachao Beti Padhao” (BBBP), was launched by Hon’ble Prime Minister on 22.01.2015 at Panipat with the objective to prevent gender biased sex selective elimination, ensure survival, education & empowerment of the girl child. 12 districts of Haryana which have sex ratio imbalance were selected for the implementation of the programme. The programme was extended in remaining 8 districts in the year 2016 and Mewat in March, 2018. The State Govt. has taken various steps to bring all communities, social organizations & Non-Govt. organizations on a common platform for successful implementation of the programme. The sex ratio at birth in Haryana which was 830 as per 2011 census has gone upto 923 in the year, 2019. The State was awarded for improving sex ratio at birth on 8.3.2016. Yamuna Nagar district has been conferred the honor for exemplary performance in the field of girl education on 24.1.2017. Hon’ble Prime Minister has also honored Deputy Commissioner of district Sonapat for the implementation of PC & PNDT Act on the occasion of 3rd anniversary of Beti Bachao Beti Padhao on 8th March, 2018. Haryana State honoured for Overall Support, Guidance, Monitoring and achieving the targets of BBBP”. District Karnal for Effective Community Engagement, District Kurukshetra for Enforcement of Pre Conception & Pre Natal Diagnostic Technique Act (PC&PNDT Act) and District Jhajjar also

honoured for Enabling Girls Child Education on 24.01.2019. Haryana has been recognized and selected for good performing State and Districts Mahendergarh and Bhiwani for outstanding performance in Sex Ratio at Birth over the last 5 years also honoured on 07.08.2019.

Pradhan Mantri Matru Vandana Yojana (PMMVY)

6.71 Govt. of India has renamed Indira Gandhi Matritav Sehyog Yojana as “Pradhan Mantri Matru Vandana Yojana” (PMMVY) from 1.1.2017. The scheme is being implemented in all the districts of the State in accordance with the provisions of the National Food Security Act, 2013 with cost sharing ratio between the Centre and the State 60:40. The scheme will help in improving health seeking behaviour and nutrition among the pregnant women & lactating mothers to reduce the effects of under-nutrition namely stunting, wasting and other related problems. Under this scheme, every pregnant and lactating mothers are being paid ₹ 5,000 in 3 installments. Since, the start of scheme till now 3,43,946 beneficiaries have been paid with an expenditure of ₹ 147.03 crore.

One Stop Centre “Sakhi”

6.72 One Stop Centre for women provides integrated support and assistance to women affected by violence, both in private and public space under one roof and to facilitate immediate emergency and non-emergency access to a range of services including medical, legal, psychological and counselling. One Stop Centres have been set up in 1st phase in the districts namely, Karnal, Gurugram, Faridabad, Hisar, Rewari, Bhiwani and Narnaul. Additional 15 One Stop Centres have been operationalized in all the

remaining districts in the year 2018-19. Till now 6,061 (women alongwith their children) cases have been dealt in the One Stop Centre. A sum of ₹ 254.27 lakh has been incurred since the implementation of the scheme.

Aapki Beti -Hamari Beti

6.73 The Scheme launched in the year 2015 by the State Govt. in order to curb the problem of declining sex ratio and to change the mind set of community towards girl child, where in ₹ 21,000 will be deposited in the account of first born girl child of SC and BPL families and ₹ 21,000 will be deposited on the birth of 2nd girl child of all families. At the time of maturity i.e. 18 years, this amount shall become ₹ 1 lakh approximately and will be available for utilization by the matured girl child. Haryana Govt. has extended the benefit to the 3rd girl child. 2,03,385 girls have been given the benefit under the scheme upto December, 2019.

Haryana Kanya Kosh

6.74 Haryana Kanya Kosh has been constituted for the welfare and development of girls and women of Haryana in March, 2015. The funds will be administered by the Women & Child Development Department. A sum of ₹ 69.88 lakh has been deposited in the Bank Account of Haryana Kanya Kosh. The certificate of registration of Haryana Kanya Kosh u/s 12AA of Income Tax Act as a “Charitable Society” and exemption u/s 80G has been issued by the Income Tax Department. A sum of ₹ 52.41 lakh has been utilized for the welfare of women & girls upto December, 2019.

Sukanya Smariddhi Account

6.75 The Scheme was launched on 22.01.2015 to address gender imbalance in the society and by creating a positive mindset in favour of the girl child. Under

this scheme, account can be opened from the birth of the girl child till she attains the age of 10 years. In Haryana, 4,90,081 accounts of girl children have been opened.

Poshan Abhiyaan

6.76 Poshan Abhiyaan was launched by Hon’ble Prime Minister on 8th March, 2018 in Jhunjhunu district of Rajasthan. The focus of Abhiyaan is to lay emphasis on nutritional status of adolescent girls, pregnant women, lactating mothers and children from 0-6 years age. The Abhiyaan is being implemented in all districts in a phased manner. Nuh and Panipat districts were selected for phase-I. For Phase-II, 10 districts namely Kaithal, Karnal, Kurukshetra, Bhiwani Yamuna-nagar, Gurugram, Palwal, Rohtak, Sirsa and Sonipat were selected. Remaining districts were covered in the Phase-III. Community Based Events (CBE) are being celebrated on 8th & 22nd of every month in all anganwadi’s Village Health Sanitation Nutritional Day (VHSND) is being conducted regularly on 15th of every month in convergence with Health Department and Gram Panchayat. State, district and Block level Convergence Committees have been formulated to prepare Convergence Action Plan (CAP) at different level.

Integrated Child Protection Scheme

6.77 Integrated Child Protection Scheme (ICPS) is an umbrella scheme under which various schemes for children in need of care and protection and children in conflict with law are covered. The programme is being implemented through Haryana State Child Protection Society (HSCPS). At the district level, the District Child Protection Unit (DCPU) under the Chairmanship of Deputy

Commissioner has been constituted for care, protection, treatment, development and rehabilitation of the children in need of care and protection. There are 82 Child Care Institutions in Haryana State run by Govt., Semi Govt. and Private Organizations. These Homes are spread across the State in all Districts and in 47 Blocks and covering around 3,500 children. Juvenile Justice Board & Child Welfare Committee are functional in all districts of Haryana.

Integrated Child Development Service Scheme

6.78 Integrated Child Development Service Scheme (ICDS) is a Flagship Scheme of Govt. of India to improve the health, nutritional, psychological and social developmental status of Children in the age group of 0-6 years and to reduce mortality, malnutrition and school dropouts. At present under ICDS scheme, there are 148 sanctioned projects (127 rural + 21 urban projects) and 25,962 sanctioned Anganwadi Centres including 512 Mini AWC in the State. The State Govt. is providing Supplementary Nutrition (SNP) containing an average nutritive value as per norms fixed i.e. in the case of Pregnant/Lactating mothers 600 calories and 18-20 gms. protein, in case of children 500 calories and 12-15 gms. protein and in case of severely mal-nourished children 800 calories and 20-25 gms. protein. The rates of SNP have been enhanced from ₹ 7 to ₹ 9.50 per mother, ₹ 6 to ₹ 8 per child and ₹ 9 to ₹ 12 per mal-nourished child per day. 8.06 lakh children and 2.56 lakh pregnant/lactating

mothers are covered under Supplementary Nutrition Programme. Following initiatives have been taken for enhancing nutritive value of supplementary nutrition being provided to children and women:-

- Fortified Oil is being supplied in all the districts and both Panjiri plants through HAFED.
- Fortified wheat flour is being provided in the 6 districts i.e. Ambala, Karnal, Sonapat, Kaithal, Kurukshetra and Panchkula through HAFED.
- Fortified Panjiri has been prepared in Gurugram and Gharaunda Panjiri plants and supplied in urban projects of the State.
- Double Fortified Salt (DFS) is being used in Aganwadis for cooking of food items.

Construction of Anganwadi Centres

6.79 The scheme of construction of buildings of Anganwadi Centre was started in the year 2002-03 with an objective to provide clean and peaceful environment to the children and women beneficiaries of ICDS and other related schemes at village level and to create assets for them. At present cost of construction of an Anganwadi is ₹ 9.95 lakh. Construction work is being executed through (Chief Executed Officer) Zila Parishad. During the financial year 2019-20, there is a budget provision of ₹ 13,000 lakh. Since, 2014-15, the State Government has spent ₹ 48,478.92 lakh for the construction of 3,788 Anganwadi Buildings. 2,731 AWC buildings have been completed during this period.

PANCHAYATI RAJ, RURAL AND URBAN DEVELOPMENT

Development and Panchayats Department, Haryana is primarily responsible to oversee the implementation of various development schemes of Centre and State Government in rural areas and also to regulate and coordinate various activities of the Panchayati Raj Instructions. In Urban area the development activities are mainly carried out by Urban Local Bodies Department through Urban Local Bodies i.e. Municipal Committees, Municipal Councils and Municipal Corporations .

Swachh Bharat Mission (Gramin)

7.2 Haryana State Swachh Bharat Mission Society has been registered under the aegis of Development & Panchayats Department for successful implementation of Swachh Bharat Mission (Gramin) in rural areas of the State. This is a centrally sponsored scheme of Ministry of Drinking Water & Sanitation, Govt. of India under 60:40 funding pattern between Centre and State. The main objective of the programme is to bring about an improvement in the general quality of life in the rural areas through accelerating improved sanitation coverage in sustainable mode by 2019. Under this scheme, 6,31,866 Individual Household Latrines have been constructed during the present Govt. tenure.

Solid & Liquid Waste Management (SLWM) Projects

7.3 The total assistance under the Swachh Bharat Mission (Gramin) for SLWM projects being worked out on the basis of total number of households in each Gram Panchayat, subject to a maximum of ₹ 7 lakh, ₹ 12 lakh, ₹ 15 lakh and ₹ 20 lakh for a Gram Panchayat having upto 150, 300, 500 and more than

500 households respectively. In the State, a total number of 1,395 SLWM projects costing ₹ 390.57 crore were sanctioned by the State Scheme Sanctioning Committee (SSSC). Out of these, 722 Solid Waste Management & 555 Liquid Waste Management projects have been completed and the work on 172 Solid Waste Management & 412 Liquid Waste Management projects are in progress. Under the Annual Implementation Plan (AIP) 2019-20, 1,377 Solid and Liquid Waste Management projects amounting to ₹198.98 crore (₹ 119.39 crore Central Share + ₹ 79.59 crore State Share) has been approved by the Ministry of Jal Shakti (Department of Drinking Water and Sanitation).

Open Defecation Free Panchayats

7.4 Haryana State has been declared as Open Defecation Free (ODF) on 22.6.2017. Now, the Focus of Swachh Bharat Mission-Gramin is on ODF+ i.e. Sustainability of ODF status and Solid & Liquid Waste Management. Under Swachh Survekshan Gramin-2019, Haryana State has achieved 2nd rank across the country. Similarly, in the North region states, Haryana has achieved 1st rank. District Faridabad and Rewari

also achieved the 2nd and 3rd rank respectively in the country.

Setting-Up of Gram Sachivalayas

7.5 To institutionalize the Gram Panchayats, as well as, to bring transparency in their functioning, the Development and Panchayat Department had planned during 2015-16 to set-up Gram Sachivalayas for every Gram Panchayat. Keeping in view the sanctioned post of Gram Sachivs, all the Gram Panchayats have been clubbed into 2,294 clusters, having 3-4 Gram Panchayats in each cluster. For this purpose the Rajiv Gandhi Sewa Kendras, Panchayat Ghars or any other Community Building available in Gram Panchayats will be upgraded with basic IT facilities. Total number of 1,855 Gram Sachivalayas have been established in the State till 31.10.2019. The main objective for launching the scheme of Gram Sachivalaya is to bring Gram Panchayat and village level functioneries of all departments under one roof for better functioning and coordination. It aims to ensure efficiency, transparency and accountability in the working of Gram Panchayat and other agencies engaged in the process of rural development.

Mahatma Gandhi Gramin Basti Yojana

7.6 Under this scheme, free residential plots of 100 sq. yards for each eligible SCs, BCs (A) and BPL families are being allotted. Sites, on which these plots are located and developed with necessary infrastructural facilities including power supply, drinking water, paved streets. A number of 3.87 lakh families have been conferred ownership rights through execution of gift deed by 30.11.2014. Allotment of plots to remaining eligible families where the panchayat land is available, is in progress. The remaining villages where the suitable panchayat land is not available, in those villages, land will be made available by way of exchange or acquisition. The Govt. intends to provide funds for laying

the water pipelines and electricity lines in these bastis. An amount of ₹ 5,000 lakh has been provided for the year 2018-19, out of which an amount of ₹ 1,099.38 lakh have been released. An outlay of ₹ 50 crore has been provided for the year 2019-20, out of which an amount of ₹ 14.20 crore have been released so far.

Swaran Jayanti Maha Gram Vikas Yojana

7.7 In order to avoid migration of village population to urban aabadi, it has been decided by the Govt. to initiate a new scheme "Swaran Jayanti Maha Gram Vikas Yojana" for the planned development of the villages having population of 10,000 or more than 10,000. Duration of the scheme is 5 years i.e. from the year 2016-17 to 2020-21. The aim of this scheme is to develop big villages in trade marketing facilities, social and infrastructure development, training institute and human development etc. so that migration of rural people to the cities may be avoided. Sewerage facilities will also be provided in these villages. The estimated cost of the scheme is ₹ 1,46,100 lakh. The scheme has been approved by the standing committee of Finance Department. An amount of ₹ 13,500 lakh have been sanctioned for the year 2017-18 out of which ₹ 8405.91 lakh have been released. For the financial year 2018-19, a budget provision for this scheme has been made in the budget of Public Health Engineering Department by the Finance Department.

Haryana Gramin Vikas Yojana

7.8 The objective of the scheme is to improve overall quality of life in rural areas by providing basic infrastructure and up-gradation of existing infrastructure like paved streets, proper drainage of waste water, construction/repair of community buildings/chaupals etc. by

using proper mapping and IT based system. A budget provision of ₹ 45,000 lakh has been made for the year 2018-19, out of which of an amount of ₹ 44,930 lakh have been released and a budget provision of ₹ 50,000 lakh has been made for the year 2019-20, out of which of an amount of ₹ 99.94 lakh have been released so-far.

Financial assistance to Gram Panchayats for Improved Sanitation

7.9 In order to improve the sanitation environment in the villages, more than 10,229 Safai Karmcharies had been engaged by the Gram Panchayats. The Govt. provides financial assistance to Gram Panchayats to meet out the

expenditure on payment of remuneration to the Safai Karmcharies. Initially, the salary was fixed at ₹ 3,525 per month in October, 2007. Due to again and again revision, now it has been to ₹ 12,500 per month w.e.f. 12.9.2019. An amount of ₹ 13,100 lakh were approved for the year 2017-18, out of which ₹ 12,580 lakh were utilized. An amount of ₹ 14,000 lakh has been proposed for the financial year 2018-19, out of which ₹ 12,649.87 lakh were utilized. An amount of ₹ 130 crore has been proposed for the year 2019-20, out of which an amount of ₹ 83.04 crore has been released so far.

RURAL DEVELOPMENT

DEPARTMENT

Mahatma Gandhi National Rural Employment Guarantee Scheme (MGNREGS)

7.10 To provide 100 days wage employment to every rural household in a year to enhance livelihood security in rural areas, the scheme of Mahatma Gandhi National Rural Employment Guarantee Scheme (MGNREGS) is being implemented in the entire State w.e.f. 1st April, 2008. One third of the jobs are reserved for women. Minimum wages of ₹ 284 per person-day are being paid to the workers engaged under the scheme w.e.f. 1.4.2019, which is the highest in the country.

7.11 This programme is being converged with schemes of other line departments like Forests, Agriculture, Irrigation, School Education, Women & Child, Development & Panchayats, Fisheries, Public Health & Engineering, Marketing Board, PWD (B&R) and Railways etc. to ensure creation of meaningful assets in the villages. Under this scheme, an amount of ₹ 279.42 crore

has been spent during the year 2019-20 upto 9th January, 2020 for generating ₹ 58.94 lakh person-days (59 percent) against the target of ₹ 100 lakh person-days, out of which ₹ 26.45 lakh (45 percent) person-days were generated for scheduled castes and ₹ 30.11 lakh person-days (51 percent) were generated for women in the rural areas of the State. An outlay of ₹ 350 crore has been proposed in 90:10 as Centre & State share for the Annual Plan 2020-21 under this scheme.

Pradhan Mantri Awaas Yojana

7.12 Under PMAY-G, beneficiaries are identified as per the Socio Economic Census-2011 data and households having 0,1,2 room kutchra house. An amount of ₹ 1.20 lakh in plain areas and ₹ 1.30 lakh in hilly/difficult areas will be provided to the beneficiaries to construct houses. In addition to this, an amount of ₹ 0.18 lakh as Top up amount by the State Govt. and ₹ 0.12 lakh will be provided under convergence for construction of Sanitary Latrine to the beneficiary. Under MGNREGA, out of total 90 unskilled person days in the plain areas &

95 unskilled person-days in hilly/difficult areas will be permitted employment to the beneficiaries for construction of their houses.

7.13 During the financial year 2019-20 upto 9th January, 2020, an expenditure of ₹ 43.67 crore has been incurred and 4,549 houses have been completed and 5,860 are under progress. Under this scheme, an outlay of ₹ 170 crore has been proposed in 60:40 as Centre & State share for Annual Plan 2020-21.

Member of Parliament Local Area Development Scheme

7.14 This scheme has been launched by Govt. of India on 23 December, 1993. Under this scheme, Govt. of India provides to each M.P. an amount of ₹ 5 crore per annum for the development works. Under this scheme, an amount of ₹ 19.50 crore has been spent and 414 works have been completed and 729 works are in progress upto December, 2019.

Vidhayak Adarsh Gram Yojana

7.15 Under Vidhayak Adarsh Gram Yojana (VAGY) the State Govt. decided now to grant an amount of ₹ 2 crore for each constituency every year. This amount can be spent in one or more villages (₹ 0.50 crore if the village has population upto ₹ 5,000, ₹ 1 crore if the village has population more than 5,000-10,000 and ₹ 2 crore if the village has population more than 10,000). Under this scheme, an amount of ₹ 64.53 crore has been released during the year 2019-20.

7.16 Hon'ble Chief Minister announced in the Haryana Vidhan Sabha during the last session that the development works to extent of ₹ 5 crore in each Assembly Constituency shall be carried out as per the recommendation of the concerned MLAs. All the Deputy Commissioners have been directed to give priority for the execution of the

development works as per the list recommended by the MLAs. An outlay of ₹ 180.20 crore has been proposed as State share for the year 2020-21.

Shyama Prasad Mukherji Rurban Mission

7.17 The Govt. of India has launched this scheme on 21st February, 2016. The main objective of the mission is development of rurban clusters, for trigger overall development in the region. The clusters would be developed by provisioning of economic activities, developing skills & local entrepreneurship and providing infrastructure amenities. A Rurban cluster, would be a cluster of geographically contiguous villages with a population of about 25,000 to 50,000 in plain and coastal areas and with a population of 5,000 to 15,000 in desert, hilly or tribal areas. All the selected clusters are to be developed within 3 to 5 years.

7.18 Under this scheme, 152 villages of the State have been identified in 10 clusters in 3 Phases. These clusters consisting of contiguous villages would be developed in 3 to 5 years by providing economic activities, infrastructure amenities, developing skills & local entrepreneurship. 377 works have been undertaken out of which 32 works have been completed and an amount of ₹ 70.43 crore has been spent the during the financial year 2019-20 upto December, 2019. Under this scheme, an outlay of ₹ 245 crore has been proposed as Centre & State share for the year 2020-21.

Integrated Watershed Management Programme

7.19 The programme is mandated to restore the ecological balance by harnessing, conserving and developing degraded natural resources such as soil,

vegetative cover and water. The outcomes are prevention of soil erosion, regeneration of natural vegetation, rain water harvesting and recharging of the ground water table. This programme is being implemented in 13 districts of the state namely Ambala, Bhiwani, Gurugram, Hisar, Jhajjar, Mewat, Mahendragarh, Palwal, Panchkula, Rohtak, Rewari, Sonipat & Yamunanagar. An amount of ₹ 16.03 crore has been incurred on various activities in these Watershed Projects during 2019-20 (upto November, 2019).

Water Conservation and Water Harvesting Scheme

7.20 The scheme of Water Conservation and Water Harvesting in notified over exploited blocks of the State has also been implemented during 2016-17. An amount of ₹ 21.22 crore was released both by the Central and State Government under the new scheme. Central Ground Water Board (CGWB) has notified 22 blocks of 11 districts as overexploited. The new scheme is mandated to undertake Water Conservation and Water Harvesting works for recharging the depleting underground water in the over exploited blocks. An amount of ₹ 4.49 crore has been utilized during 2019-20 upto November, 2019.

Irrigation Efficiency Fund (NABARD)

7.21 This new scheme will be implemented from the financial year 2019-20 for undertaking Water Conservation and Harvesting works in 36 identified over exploited & critical block of the state for recharging of ground water. Under these schemes, an outlay of ₹ 50 crore has been proposed as Centre & State share for the year 2020-21.

Deen Dayal Antyodaya Yojana-National Rural Livelihood Mission

7.22 The National Rural Livelihood Mission was started w.e.f 1.4.2013 and implemented in phased manner in all the districts of the State. Under the scheme, 10,040 new SHGs have been formed and an amount of ₹ 42.58 crore has been spent during the year 2019-20 (upto December, 2019).

Deen Dayal Upadhaya- Gramin Kaushal Yojana (GKY)

7.23 This scheme is for providing training and placement to rural poor youth of India. The cost related to training and placement subscribed as Common Cost Norms are allowed under the programme and the funds are calculated as per the targets allocated to a project. The scheme works on a People Project Partnership (PPP) model and the funds are routed through the State Rural Livelihood Mission. During the year 2019-20 (upto December, 2019), an amount of ₹ 8.44 crore has been spent under the scheme.

Mahila Kissan Sashaktikaran Pariyojana

7.24 Mahila Kissan Sashaktikaran Pariyojana (MKSP) is initiated by Ministry of Rural Development on pilot basis in Bawani Khera, Matanhail and Naranuand blocks in Bhiwani, Jhajjar and Hisar respectively. The objective is to strengthen small and marginal farmers through promotion of Community Managed Sustainable Agriculture (CMSA) which involves making best use of locally available resources and takes best advantage of natural processes. Under this scheme, an amount of ₹ 0.39 crore is spent upto December, 2019.

Start-up Village Enterpreneuship Programme

7.25 This is a sub scheme of NRLM for helping rural poor youth to start and support rural enterprises. The overall objective of SVEP is to implement the Government's efforts to stimulate economic growth and reduce poverty and

unemployment in the villages by helping to start and support rural enterprises. An amount of ₹ 1.97 crore has been disbursed upto December, 2019. An amount of ₹ 200 crore has been proposed as Centre & State share for Annual Plan 2020-21 under these schemes.

URBAN INFRASTRUCTURE DEVELOPMENT

7.26 Urban Local Bodies are important institutions of self governance, providing physical infrastructure and civic amenities in urban areas. Presently, more than 35 percent (as per Census 2011) of the State's population lives in urban areas. There are 87 municipalities in the State consisting of 10 Municipal Corporations, 19 Municipal Councils, and 58 Municipal Committees. The Government is committed to ensuring that all the Municipalities in the state emerge as strong and robust institutions of government to achieve this end. The Government's aim to support and facilitate the Municipal Corporations, to begin with, to become self-reliant and capable of taking development decisions at their level.

7.27 The budget provision of the Urban Local Bodies Department has enhanced significantly from the previous years, during current financial year 2019-20, a sum of ₹ 4,619.37 crore has been earmarked in the State budget to lay emphasis on creation and up-gradation of Urban Infrastructure. Some of the programmes being under taken by the Urban Local Bodies Department are as under.

Smart City

7.28 The Smart City Mission launched by Ministry of Urban

Development (MoUD), Government of India will operate as a Centrally Sponsored Scheme (CSS) and the Central Government proposes to give financial support to the Mission by providing ₹ 100 crore per city per year. An equal amount, on a matching basis, is to be contributed by the State to the Smart City. Faridabad was selected under the fast track Smart Cities on 21st May, 2016 and Karnal got selected in the 3rd round of the Smart City on 28th June, 2017.

Faridabad Smart City

7.29 Special Purpose Vehicle namely Faridabad Smart City Limited, established on 20.9.2016, which was got registered under the Companies Act. Chief Executive Officer and Project Management Consultant (PMC) stands appointed.

- An amount of ₹ 390 crore consisting of ₹ 196 crore Govt. of India share and ₹ 194 crore as State share has been released to Faridabad Smart City Limited.
- The Smart City Proposal of Municipal Corporation Faridabad comprises of 2 components viz. Area Based Development proposals and Pan City Proposals.
- There are total 49 projects under the Faridabad Smart City Limited with total cost of ₹ 2,580.93 crore.

Achievements

7.30 Out of 49 projects, 2 projects of Smart Toilets (10 locations) and Open Air Smart Gym (5 locations) have been

completed and other 15 projects costing ₹ 595.85 crore have commenced and are in execution. One of the major projects i.e. Integrated Command Control Centers has been inaugurated by Hon'ble Prime Minister on 8.9.2019. The detail of major awarded projects includes, Rain Water Harvesting, Smart Park (Sector 21 B), Beautification of 5 Intersections of National Highway 44, Development of Badkhal Road (Badkhal Mor to Bypass Road), and Construction of Barahi Nakshatra Vatika etc. whereas, 7 projects of ₹ 190.86 crore namely Selection of System Integrator to design, development, implementation, operation and maintenance of disaster recovery cloud of Smart City, Badkhal Lake Rejuvenation Part-A - Lake Bed Treatment, Badkhal Lake Rejuvenation – Main Bund strengthening and widening on EPC basis, Design, Engineering, Procurement and Construction of Bus Depot, Selection of System Integrator for creation of Optical Fiber Backbone Network, Request for qualification and proposal for selection of private operator for City Bus Operation and construction of Government Primary School, Sant Nagar are under Tendering Stage.

Smart City Karnal

7.31 The Special Purpose Vehicle for the Karnal Smart City was constituted on 1.8.2017. KSCL registered under the Companies Act on 8.12.2017. SPV has appointed KPMG as Project Management Consultants (PMC) on 10.8.2018 & agreement with KPMG stand executed on 1.10.2018.

- An amount of ₹ 110 crore consisting of ₹ 60 crore GoI share and ₹ 50 crore State share has been released to Karnal Smart City Limited.

- The Smart City Proposal of Municipal Corporation Karnal comprises of two components viz. Area Based Development proposals and Pan City Proposals.
- There are total 57 projects under the Karnal Smart City Limited with total cost of ₹ 1,171.83 crore.

Achievements

7.32 Out of approved 57 projects, 5 projects of ₹ 21.15 crore includes Light and Sound Show at Karan Park, Musical Fountain at Karan Tal, City Surveillance, City Bus Services and Convention Hall have been completed. Subsequently, 17 projects of ₹ 167.13 crore are in execution which includes major projects like Installation of Open Air Gyms and Meditation area in parks, Smart Utilities, Earmarked Cycle Track, Docking Stations for Sanjhi Cycle (PBS) and Storm Water Drainage, Road Intersection Design, Providing Wi-Fi in Park, Integrated Control and Command Centre etc. whereas 2 projects, namely, Creation of Commercial space in Mughal Canal and Development of Underground Parking at Old Subzi Mandi (Ph.I) costing ₹ 293.83 crore are in tendering stage.

The Haryana Municipal Corporation Advertisement (Amendment) Byelaws, 2016.

7.33 The State of Haryana notified the Haryana Municipal Corporation Advertisement Byelaws, 2016 vide notification dated 23. 3.2018 for regulation of advertisements in the State, which is also a great source of revenue to municipalities. For better regulation an amendment was notified on 13.2.2019.

Status of City Bus Service Faridabad

7.34 The city bus service project has been approved by the CoSI and CCI. The special purpose vehicle namely Faridabad Transport Service City Limited

(FTSCL) has been constituted under the Companies Act, 2013.

1. City Bus Service Planning - Based on the demand assessment two types of bus services, namely Feeder Services to Metro stations and intra-city are proposed as under:

Feeder Bus Services – On 10 routes of total route length of 69 kms and each route serving at least one metro station at headways of 3-4 minutes generally synchronized with Metro headways with fleet size of 40 semi-low floor (650mm floor height) CNG fuelled air-conditioned mini buses;

Intra City Operations – On 10 routes with a total route length of 97 kms at headway of about 10 minutes with 50 semi-low floor (650mm floor height) CNG fuelled non- air-conditioned mini buses.

2. The total estimated project cost is ₹ 463 crore for a fleet of 595 buses by 2031. The fleet will be acquired, operated and maintained by a Private Operator at his cost and depots, terminals and Bus Queue shelters shall be developed by the Authority.

Swachh Bharat Mission

7.35 To achieve the objectives of Swachh Bharat Mission, Govt. of Haryana has committed to provide Quality Sanitary Services to the Community. Under Swachh Bharat Mission, 64,884 (91 percent) Individual Household Latrine (IHHL) have been constructed against the revised target of 71,000 IHHLs. 4,011 (98 percent) Community Toilet (CT) Seats have been constructed against the target of 4,081 seats. 6,808 (108 percent) Public Toilet (PT) seats have been constructed against the target of 6,313 seats.

• 4 cities (Karnal, Panchkula, Rohtak and Gurugram) ULBs of Haryana stand in the ranking of the top 100

cities of India in Swachh Survekshan-2019.

- All the 80 ULBs of the Haryana State have been declared ODF (Open Defecation Free).
- Ministry of Housing and Urban Affairs have declared 12 ULBs (Sonapat, Bahadurgarh, Jhajjar, Taraori, Thanesar, Narnaul, Tauru, Meham, Rewari, Bawanikhera, Jind and Sampla) are declared as ODF+.
- 11 ULBs (Gurugram, Karnal, Rohtak, Ambala, Gannaur, Panchkula, Yamunanagar, Panipat, Gharaunda, Hisar and Radaur) are declared as ODF++.
- Karnal ULB has been awarded by three star rating for Garbage Free City in Swachh Survekshan 2019 & 2020.
- During the first quarter of Swachh Survekshan league 2020, MC Beri has achieved 1st rank under the category of cities having population less than 25,000.
- Swachh Survekshan has started from 4th January, 2020 and after evaluating shortcomings of last year, necessary steps are being taken to improve the ranking in Swachh Survekshan– 2020.
- Under this program, Govt. of India has released ₹ 122.69 crore and State Govt. has also released ₹ 169.75 crore as its share till date.
- During the current financial year 2019-20, a provision of ₹ 60 crore has been approved in the budget.
- Govt. of Haryana has launched Swachhata Shehri Puraskar Scheme with the objective to motivate and create a sense of competition among the ULBs to promote accelerated sanitation coverage and to eliminate the practice of open defecation in urban areas of the State. A sum of ₹ 2 lakh for Municipal Corporation ward, ₹ 1 lakh for Municipal Council ward and ₹ 0.50 lakh for Municipal

Committee ward will be given to the best ward after every three months. The award scheme will also recognize the achievements of Resident Welfare Associations who have made sincere efforts for the cleanliness award in the ULBs. Best performing Resident Welfare Association will be selected by the District Level Sanitation Committee and a sum of ₹ 50,000 will be provided as award money to RWA in a quarter of each district.

Solid Waste Management

7.36 For scientific management and disposal of Solid Waste and providing clean and healthy environment to the citizens of the State, 14 Integrated Solid Waste Clusters formed covering all 87 ULBs, i.e. 4 Waste- to- Energy and 10 Waste – to- Compost. Out of which work for 2 clusters, namely, Gurugram-Faridabad and Sonapat-Panipat Clusters with common Processing and Disposal Facilities to cover all the ULBs have been envisaged.

- Work for two clusters namely, Gurugram- Faridabad and Sonapat-Panipat has been awarded. Door to Door Collection is being done in Gurugram and in Faridabad and Collection and transportation coverage in both the ULBs
- Panchkula Cluster– Bidding process is completed, Technical and Financial evaluation has been done and is submitted for approval from CoSI and CCI for awarding the project.
- Tenders for Rewari, Bhiwani, Fatehabad & Punhana Cluster were invited in September 2019. Single bid has been received for Rewari, Fatehabad and Punhana clusters and file is under approval for considering and opening of single bid.

- Door to Door collection started in 1,427 Wards and Source Segregation initiated in 975 wards.

Atal Mission of Rejuvenation and Urban Transformation (AMRUT)

7.37 Under AMRUT Scheme of Ministry of Housing and Urban Affairs, GoI, it has been envisaged that every household in the urban areas of the selected towns under the scheme has access to assure drinking Water Supply and a sewerage connection to every household of urban area and proper drainage system with development of green areas. Atal Mission for Rejuvenation and Urban Transformation (AMRUT) Scheme is a flagship scheme of Govt. of India which covers 18 ULBs of Haryana. State Annual Action Plan (SAAP) amounting to ₹ 2,565.74 crore has been approved for Haryana by Govt. of India. The aim of this scheme is to strengthen network of water supply & sewerage system and providing connections to every household of urban area and proper storm water drainage system with development of green areas. Under this scheme, works amounting to ₹ 2,493.05 crore are in full swing and are likely to be completed this year.

7.38 A centrally sponsored Scheme for Preparation of GIS application-based Master Plan of all AMRUT ULBs is in progress and is likely to be completed this year. The objective of this scheme is to develop common digital Geo- referenced base maps and land use maps using Geographical Information System (GIS) that will lead to better planning of infrastructure facilities in the urban areas.

- 18 ULBs namely Gurugram, Panchkula, Ambala City- Sadar, Yamuna Nagar- Jagadhri, Karnal, Hisar, Rohtak, Faridabad, Panipat,

Kaithal, Rewari, Bhiwani, Thanesar, Sonapat, Bahadurgarh, Palwal, Sirsa and Jind have been covered under the scheme where work is in progress as on date.

- During the current financial year, a budget provision of ₹ 470.21 crore has been made under this scheme. During the next financial year 2020-21, a provision of ₹ 1,026.29 crore has been proposed for allocation in the Budget.
- To improve upon Governance in 18 AMRUT Towns, work of incorporating certain important Reforms like Online Building Plan Permission, Online Basic Citizen Services i.e. issuing of Birth/Death Certificate, Mutations of Land, e-procurement for online tendering process, Online Payment of Municipal Taxes, Water/Sewerage Charges has been implemented in the AMRUT Towns. Under the scheme websites of all the MCs have been created and commissioned. Credit Rating of all the AMRUT towns has also been got assessed through designated Credit Rating agencies, by which the credit worthiness of the AMRUT towns is known. Govt. of India has provided an incentive amount of ₹ 20.79 crore to the State for achieving the reforms.

Online Citizen Services

7.39 ULB department has launched 135 services online on SARAL Portal. Major services launched are Birth & Death, Marriage Registration, Building Plan Approval, Fire Services, Water & Sewerage connection & billing and various Business Licenses.

- Major upcoming services:
- Change of Land Use
- Advertisement
- Major services planned:
- Right of way
- Rent & lease
- Burial / Burning ground

Works Management System

7.40 Major modules developed are Project definition, Estimate preparation and approval, Administrative and Budget Approval, Technical Sanction, Vendor Registration, Work allocation, e-Measurement Book, Bills processing. Development of all modules was undertaken by in-house IT Cell and pilot has been completed at 8 Municipalities for functionality feedbacks. System is currently under Security Audit and will be launched after Security Audit is completed. The advantages of works management system are as follows:

- There will be complete data, approvals, payments of all the ULBs at single platform
- Will increase transparency and monitoring of utilization of funds
- Paper less work which will save time for approvals
- Online monitoring of progress of work by the Head Office.
- History of development works of the roads, buildings, parks etc. will be automatically created for the purpose of minor and major repairs.

GIS-based Property Tax Survey

7.41 Centralized GIS based Property tax survey in all the ULBs of the State has been started on 4.10.2018. Property survey is being carried out using high resolution Drone Imagery or Satellite Imagery as base map for highest geo-accuracy and accurate plot dimensions. Every house would have a Unique Property ID (House Numbering). The advantages of GIS based Property tax survey are as follows:

- Data of properties in urban areas will be hosted at NIC cloud which will be managed by Head Office.
- Monitoring of ULBs for the collection of property tax by ULBs
- Will help in accessing impact of rebates

- The system will result in enhancing the property based tax revenues by 30-40 percent as compared to the existing revenue.
- All the properties will be Geo-tagged which will be helpful for planning and day-to-day developmental work.
- Online availability of data will help the citizens to view their property tax, can self assess the property tax, make online payments.
- It will lead to transparency and speedy disposal of collection of property tax.
- Data will lead to assess the scale of ULBs and further will lead to evaluate the impact analysis of the policies from time to time.

Accrual based Double Entry Accounting System

7.42 Department is in process of shifting from Cash based accounting to Integrated Accrual-Based (Double Entry accounting) Financial Management System across all Municipalities of the State to improve efficiency in Revenue collection and budget planning. RFP for the selection of agency for the development of online application has already been invited and is under process. RFP for the selection of CA firms has already been invited and is under process. By the end of May 2020, the department will shift from Cash based accounting to Integrated Accrual-Based (Double Entry accounting) Financial Management System across all Municipalities of the State. The advantages of Accrual-Based Double Entry Accounting System are as follows:

- There will be online mechanism of recording all types of transactions ULB-wise
- It will show the accurate financial performance and financial position of ULBs
- The system will enable participatory budgeting for ULBs to prioritize its investments
- ULBs will be in the position to float Municipal Bonds on the basis of their credit rating

- Balance sheet will be generated on real time basis
- Data for all the assets of the ULBs will be entered in the Accrual-Based (Double Entry accounting) system which is not available in ULBs currently
- All the ULBs will be having uniform budgeting heads

Human Resource Management System

7.43 Department is in process of implying online Human Resource Management System for all the ULBs of the state. NIC online application is being used by the Department. The process has been started by the department and is likely to be completed by the end of February, 2020. The advantages of Human Resource Management System are as follows:

- The Service record including details of service book for all the employees of ULBs would be available on the online HRMS portal in digitized format
- The HRMS application would ensure Complete automation of Human Resource Management lifecycle – from Hire to Retire, within Municipalities across the State to improve overall productivity of the deployed workforce
- Leave Management, Attendance Management, ACR, Transfers & Postings, Promotions etc will be done online.
- Data of posts filled and vacant will be available to Head Office which will help in studying the staffing in all ULBs

Websites for all the Municipalities

7.44 Websites of all the ULBs are being developed by Head Office duly integrated with the website of the Department in content management system. Websites of all the ULBs including Head Office is under security audit and will be launched after receiving security audit certificate. All the websites will be hosted on NIC cloud which will be

managed by Head Office. The advantages of Websites for all the Municipalities are as follows:

- All the online services will be delivered through web portals.
- All the information/instructions/notifications/orders etc which will be published by Head Office will automatically will be displayed on the websites of all the ULBs
- Will reduce the expenditure of ULBs for managing the cost of operation and maintenance of individual websites, cost of hosting website on clouds.

14th Central Finance Commission

7.45 On the recommendation of 14th Central Finance Commission, a budget provision of ₹ 905.27 crore (₹ 576.91 crore for Municipal Corporations and ₹ 328.36 crore for Municipal Councils/Committees) has been made for the year 2019-20 and an amount of ₹ 730.11 crore has been released to the Municipalities.

STATE URBAN DEVELOPMENT AUTHORITY

Pradhan Mantri Awas Yojana- Urban

7.48 The objective of the scheme is to assist the beneficiaries of Economically Weaker Section (EWS) and Low Income Group (LIG) categories of urban areas in new construction/ purchase or up-gradation/ enhancement of existing house for their use. In view of the weak financial position of urban poor, the State Govt. has decided to provide financial assistance upto ₹ 1 lakh for the construction of new house/flat (except Enhancement DUs) apart from Central assistance upto ₹ 1.50 lakh per house/Dwelling Unit.

7.49 In a demand survey 3,61,365 applications were received and after validations of demand, the Detailed Project Reports of 2,48,657 beneficiaries (BLC 67,411 DUs + AHP 1,80,879 DUs + ISSR 367 DUs) involving financial assistance of

State Finance Commission

7.46 A budget provision of ₹ 1,200 crore has been made on the recommendation of State Finance Commission and ₹ 540 crore has been released to the Municipalities during the current financial year 2019-20.

Strengthening of Fire Services

7.47 For Strengthening of Fire Service in the State of Haryana during the current financial year 2019-20, a sum of ₹ 4.65 crore has been incurred for the purchase of Fire Fighting equipments/ vehicles. In the financial year 2020-21 budget provision of ₹ 25 crore has been made for the procurement of 30 Small Fire Tender, 20 Foam Tender, 20 Advance Rescue Tender, 2 Hydraulic Platforms of 32 mets. Height and 2 Turn Table Ladders of 55 mets. Height and other safety tools/equipments.

₹ 5,880.72 crore (Central share ₹ 3,612.34 crore and State share ₹ 2,268.38 crore) have been approved/ accepted by State and Central Governments.

7.50 Under Beneficiary Led Construction (BLC) vertical, 49,691 houses have been geo-tagged, 35,156 houses have been approved upto 31.12.2019. A number of 605 EWS DUs have been completed and 7,398 EWS DUs are in progress. The Town & Country Planning Department invited applications from PMAY-U approved beneficiaries for allotment of already lying 6,973 EWS flats and 6,083 applications have been received against it. The Banks have sanctioned interest subsidized home loan to 4,262 applicants under Credit Linked Subsidy Scheme (CLSS). All the 67,411 EWS houses under BLC vertical are expected to be completed by 31.12.2020 and all the 1,80,879 AHP beneficiaries are expected

to be covered by the end of Mission period (i.e.2022).

7.51 Upto 31.12.2019, the Govt. of India has released ₹ 342.62 crore to the State and State has further released ₹ 212.74 crore to the ULBs. The ULBs have disbursed subsidy of ₹ 76.40 crore to eligible beneficiaries through Direct Benefit Transfer (DBT-PFMS). There is a provision of ₹ 355 crore for PMAY-U in State Budget 2019-20.

Deen Dayal Antyodaya Yojana- National Urban Livelihood Mission

7.52 The objective of the scheme is to reduce poverty and vulnerability of the urban poor households by enabling them to access gainful self-employment and skilled wage employment opportunities, resulting in an appreciable improvement in their livelihoods on a sustainable basis, through building strong grassroots level institutions of the poor. The mission would aim at providing shelters equipped with essential services to the urban homeless in a phased manner. In addition, the mission would also address livelihood concerns of the urban street vendors by facilitating access to suitable spaces, institutional credit, social security and skills to the urban street

vendors for accessing emerging market opportunities.

7.53 Upto 31.12.2019, 518 Self Help Groups (SHGs) have been formed, 3,982 candidates have been trained, 2,481 candidates were under training and 2,667 candidates have been certified, 218 individuals and 6 group beneficiaries have been provided interest subsidized loan for setting up of their micro-enterprises. Town Vending Committees (TVCs) have also been constituted in 80 towns. In a survey, 1,01,950 urban street vendors have been identified, Vending Zones are being identified and with the approval of Town Vending Committees, the vending space shall be allotted to urban street vendors in all the 80 towns. In another survey, 19,015 urban homeless persons have been identified in urban areas of the State. Apart from existing 103 temporary/permanent night shelters, 39 Porta Cabin Shelters have been installed for providing relief to urban homeless persons. Further, 30 new pre-fabricated shelters are being constructed through Hindustan Prefab Ltd, (A Govt. of India Undertaking), New Delhi. 24 pre-fabricated shelters have been completed. A budget provision of ₹ 87.93 crore is under this scheme in 2019-20.

HOUSING

7.54 Housing Board Haryana since its inception in the year 1971 has constructed 95,687 houses of different categories up to 31.12.2019, out of which 71,852 houses are meant for EWS and LIG categories of the society.

7.55 During the present Govt., 19,925 houses have been completed w.e.f. 26.10.2014 to 31.12.2019, out of which 18,115 are EWS for BPL families, 279 flats for serving and Paramilitary Personal of Haryana and 1,531 for other categories.

An amount of ₹ 609.09 crore has been incurred from 26.10.2014 to 30.11.2019 on the construction of these houses. The construction of 268 flats has been completed and the expenditure of ₹ 41.44 crore has been incurred on the construction of flats from 1.04.2019 to 31.12.2019.

7.56 The construction of 6,590 houses of different categories are in progress at different locations, out of these, 1,058 houses are for EWS category, 4,872 EWS houses for BPL families and 660 houses for other categories.

7.57 Housing Board, Haryana has procured 11,239 plots from Town and Country Planning Department, Haryana. The triple storey flats are under construction on these plots for BPL/EWS families. The construction of 24,205 flats has been completed and 4,872 EWS flats for BPL families are under construction.

7.58 Housing Board Haryana has procured 192.02 acre land from Haryana Sahari Vikas Pradhikarn (HSVP) for construction of EWS and other categories of houses at Hisar, Fatehabad, Agroha, Karnal, Cheeka, Charkhi Dadri, Jagadhari, Saffidon, Sirsa, Gohana and Jhajjar. Housing Board has also procured 50.96 acre land at Faridabad, Jhajjar, Mohindergarh, Rohtak, Panchkula, Pinjore, Palwal and Rewari for construction of flats for Serving &

Ex-Defence and Paramilitary Personnel of Haryana.

7.59 Housing Board has procured 27.24 acre land from Urban Local Bodies for construction of EWS and other category houses at Karnal, Cheeka, Charkhi Dadri and Jullana. Housing Board has also procured 35.69 acre land at different stations for the construction of flats for Service & Ex-Defence and Para Military Personnel at Gurugram, Palwal and Sampla.

7.60 Housing Board will start construction of 4,254 EWS flats at Karnal and Hisar for Economical Weaker Section. Housing Board will also start construction of 3,306 Type-A & 2,869 Type-B category flats at Faridabad, Jhajjar, Rohtak, Pinjore, Rewari, Mahendergarh and Gurugram for Serving & Ex-Defence and Paramilitary Personnel.

SOCIAL SECTOR

Human development with increased social welfare and well being of the people is the ultimate objective of development planning. In any developing and emerging economy Social Sector plays a significant role.

WELFARE OF SCHEDULED CASTES/BACKWARD CLASSES

8.2 The Government of Haryana is fully committed to promote the Welfare of Scheduled Castes and Backward Classes by implementing various schemes for their socio-economic and educational upliftment. Haryana State Commission for Scheduled Castes Act, 2018 has been enacted to constitute the State Commission for Scheduled Castes to investigate and inquire into specific complaints with respect to the deprivation of rights and safeguards of the Scheduled Castes. Haryana Safai Karamchari Aayog has started functioning for the welfare of sanitation workers in the State.

Mukhya Mantri Vivah Shagun Yojana

8.3 Under the “Mukhya Mantri Vivah Shagun Yojana” financial assistance ranging from ₹ 11,000 to ₹ 51,000 is being provided to various categories of persons, such as BPL Scheduled Castes/Denotified Tribes/ Tapriwas Jatis, other economically disadvantaged sections, widows and destitute women and sportswomen on the occasion of their own or their daughter’s marriage. ₹ 51,000 assistance for mass marriage is also provided under this scheme if bride/groom is domicile of Haryana w.e.f. 13.12.2019. A provision of

₹ 10,000 lakh has been made for the year 2019-20, out of which ₹ 6,883.36 lakh has been spent up to 30.11.2019 on 20,592 marriages.

Mukhyamantri Samajik Samrasta Antarjatiya Vivah Shagun Yojana

8.4 To strengthen the social fabric, inter-caste marriages with persons belonging to Scheduled Castes are encouraged. “Mukhyamantri Samajik Samrasta Antarjatiya Vivah Shagun Yojana” provides an incentive of ₹ 2,50,000 to such married couples. ₹ 381.45 lakh has been spent on 258 such couples during the financial year upto 30.11.2019. A similar incentive scheme to promote marriages with divyangjan is also under consideration.

Dr. B.R. Ambedkar Awas Navinikaran Yojana

8.5 A subsidy of ₹ 50,000 is provided to the persons of Scheduled Castes, Vimukt, Ghumantu and Tapriwas Jatis living below poverty line for the repair of their house under “Dr. B.R. Ambedkar Awas Navinikaran Yojana”. A provision of ₹ 5,000 lakh has been made for the year 2019-20 and ₹ 2,729.20 lakh have been spent up to 30.11.2019 on 6,256 beneficiaries.

8.6 To encourage meritorious but poor students belonging to Scheduled

Castes and Backward Classes to complete their education, scholarships are provided under “Dr. Ambedkar Medhavi Chhatra Yojana” and the Centrally-sponsored Post Matric Scholarship Schemes. Free coaching is being provided to aspirants

from SCs and BCs to prepare themselves for various competitive and entrance examinations such as civil services exams, Banking/Railway/SSC/HTET and NEET/JEE etc. through reputed institutions.

HSCFDC

8.7 The main objective of the Haryana Scheduled Castes Finance and Development Corporation is to undertake the tasks of socio-economic upliftment of the Scheduled Castes in the State. At present, the Corporation is implementing three types of schemes, namely: Bank tie-up schemes, Schemes in collaboration with National Scheduled Castes Finance & Development Corporation (NSFDC), Schemes in collaboration with National Safai Karamcharis Finance and Development Corporation (NSKFDC).

8.8 As per guidelines issued by the Govt. of India, the Corporation provides loan/benefit to only those identified Scheduled Castes families whose annual family income does not exceed ₹ 49,000 in rural areas and ₹ 60,000 in urban areas and his/her name should figure in BPL list for various bank assisted income generating schemes such as dairy farming, sheep rearing, animal driven carts, leather and leather goods making, kiriyana shop, atta chakki, carpentry, cyber café, photography and auto rickshaw etc. In case of National Scheduled Castes Finance and Development Corporation (NSFDC) assisted schemes, the income ceiling is 50 percent of the beneficiaries having annual family income upto ₹ 1.50 lakh and balance 50 percent of the beneficiaries having annual family income above ₹ 1.50 lakh and ₹ 3 lakh both in rural &

urban areas. There is no income limit under NSKFDC scheme, only occupation is criteria for eligibility.

Bank Tie- up Scheme

8.9 Under this scheme, the Corporation provides financial assistance for various bankable income generating schemes costing upto ₹ 1.50 lakh. The Corporation provides 50 percent subsidy (maximum ₹ 10,000) and margin money @ 10 percent of the project cost and balance amount is provided by the bank.

Scheme in collaboration with NSFDC

8.10 The Corporation follows the unit cost as approved by NSFDC under various schemes. The NSFDC, HSCFDC and beneficiaries contribute towards the scheme in the ratio approved by NSFDC. However, the share of the Corporation is upto 10 percent of the approved unit cost. In case of NSFDC assisted scheme, the Corporation provides subsidy in BPL cases @ 50 percent of the project cost. The maximum amount of subsidy is ₹ 10,000.

Scheme in collaboration with NSKFDC

8.11 The Corporation follows the unit cost as approved by NSKFDC under various schemes. The NSKFDC, HSCFDC and beneficiaries contribute towards the scheme in the ratio approved by NSKFDC. However, the share of the Corporation is upto 10 percent of the approved unit cost. There is no provision of subsidy under NSKFDC scheme.

8.12 During the year 2019-20 (upto September, 2019), the Corporation has assisted 1,261 beneficiaries by providing them financial assistance of ₹ 1,137.66 lakh including ₹ 72.63 lakh as subsidy for various self-employment schemes. The Corporation will assist 15,000 families for various income

generating schemes by providing them financial assistance of ₹ 15,281.50 lakh including ₹ 1,497.50 lakh as subsidy. The Programme/Scheme-wise physical and financial achievements for the year 2016-17 to 2018-19 are given in **Table 8.1**.

Table 8.1 Programme/Scheme-wise Physical and Financial Achievements for the year 2016-17 to 2018-19.

Name of Programme/ Scheme	2016-17		2017-18		2018-19	
	Physical	Financial (₹ in lakh)	Physical	Financial (₹ in lakh)	Physical	Financial (₹ in lakh)
1.Agricultural & Allied Sector						
i) Dairy farming	3,355	1,827.90	3,143	1,705.74	2,579	1,411.18
ii) Poultry farming					1	0.50
iii) Sheep rearing	90	66.24	103	77.90	80	66.80
iv) Piggery farming	85	44.40	60	31.00	33	20.20
v) Jhota Buggi/ Camel/ Cart/M.Cart, etc.	9	6.10	12	9.40	6	4.60
vi) Bee Keeping					1	1.50
2.Industrial Sector	135	92.45	103	68.60	40	34.45
3. Trade and Business Sector	1,426	992.77	1,332	969.67	1,262	988.05
4. Professional & Self employment sector						
i) E- Rickshaw			1	1	5	6.60
ii) Legal Profession	2	2.00			4	5.40
iii) Photography			4	3.60	1	1.00
5. NSFDC assisted Schemes	103	198.50	123	304.33	82	231.50
6.NSKFDC assisted Schemes	15	20.21	13	20.75	34	29.15
Total	5,220	3,250.57	4,894	3,191.99	4,128	2,800.93

Source: Haryana Scheduled Casts Finance & Development Corporation.

HARYANA BACKWARD CLASSES & ECONOMICALLY WEAKER SECTIONS KALYAN NIGAM

8.13 Haryana Backward Classes & Economically Weaker Sections Kalyan Nigam is working for the economic upliftment of Backward Classes, Minority Communities and Persons with Disabilities for self employment in various income generating schemes, with the collaboration of National Corporations on low rate of interest. Against a target of ₹ 25 crore for providing financial assistance to 5,000

persons of Backward Classes, ₹ 15 crore to 3,000 persons of Minority Communities and ₹ 10 crore to 2,000 persons with Disabilities during 2019-20. But during the financial year 2019-20, the Nigam has not received any funds from the National Corporations so far. The Nigam has disbursed loans amounting ₹ 1.91 crore to 283 members of Backward Classes, ₹ 1.32 crore to 158 members of Minority Communities and ₹ 2.89 crore to 357 Persons with Disabilities for the year 2018-19 (upto 30.9.2019).

SOCIAL JUSTICE & EMPOWERMENT
Old Age Samman Allowance Scheme

8.14 To provide social security to old persons who are unable to sustain themselves from their own sources and are in need of financial assistance, Old Age Pension Scheme was initially started w.e.f. 1.4.1964 during joint Punjab. The rate of pension, which was ₹ 15 per month at beginning of this scheme was enhanced from time to time. The Haryana Govt. implemented this scheme w.e.f. 1.11.1966 and 2,382 beneficiaries were paid pension of a total amount of ₹ 24,680. The old age pension scheme was liberalized in 1987 w.e.f. 17.6.1987 @ ₹ 100 per month for those people who were in the age of 65 years or more.

8.15 The State Govt. further liberalized the scheme and introduced “Old Age Pension Scheme-1991”, now renamed as “Old Age Samman Allowance Scheme”. The scheme came into operation from 1st July, 1991. The age of eligibility was reduced from 65 years to 60 years. The person is domicile and resident of Haryana State and his/her income from all source together with that of his/her spouse does not exceed ₹ 2 lakh per annum. The aim of this scheme is to ensure benefit of old age allowance to the needy and in particular

the poorer sections of the society such as agricultural labourers, rural artisans, SCs/BCs, small/marginal farmers etc. From 1991 to October, 1999 pension @ ₹ 100 per month was given which was increased ₹ 200 w.e.f. November, 1999 and further enhanced to ₹ 300 per month w.e.f. November, 2004, ₹ 500 to ₹ 700 per month w.e.f. 1st March, 2009 ₹ 1,000 per month w.e.f. 1.1.2014, ₹ 1,200 per month w.e.f. 1.1.2015. The rates of Old Age Samman allowance have been increased to ₹ 1,400 per month w.e.f. 1.1.2016, ₹ 1,600 per month w.e.f. 1.11.2016, ₹ 1,800 per month w.e.f. 1.11.2017 and ₹ 2,000 per month w.e.f. 1.11.2018. An amount of ₹ 4,070 crore out of which ₹ 1,918.53 crore has been spent for the year 2019-20 upto 30.9.2019. Year-wise status of beneficiaries & expenditure incurred under Old Age Samman Allowance Scheme is given in **Table 8.2**.

Haryana Pension to Widows and Destitute Women Scheme

8.16 The Haryana Pension to Widows and Destitute Women Scheme was introduced in the year 1980-81. The aim of the scheme is to provide social security to women who are unable to sustain themselves from their own resources and are in need of financial assistance. The rate of pension, which

Table 8.2- Year-wise status of beneficiaries & expenditure incurred under Old Age Samman Allowance Scheme, Pension to widows & Destitue Women Scheme and Divyang Pension Scheme.

(₹ in crore)

Year	Old Age Samman Allowance Scheme		Pension to widows & Destitute Women Scheme		Divyang Pension Scheme	
	No. of beneficiaries	Expenditure incurred	No. of beneficiaries	Expenditure incurred	No. of beneficiaries	Expenditure incurred
2015-16	14,19,026	2,065.01	6,10,321	875.16	1,41,462	203.73
2016-17	14,39,020	2,518.25	6,32,691	1,101.46	1,44,226	252.43
2017-18	15,12,436	2,965.55	6,66,808	1,305.77	1,51,932	296.78
2018-19	15,69,616	3,479.01	6,95,455	1,540.44	1,60,433	352.94
2019-20 (upto 30.9.2019)	16,39,045	1,918.53	7,16,795	843.52	1,66,817	195.21

Source: Social Justice and Empowerment Department, Haryana.

was ₹ 50 per month, at the beginning of the scheme, was enhanced from time to time. The rate of pension was increased to ₹ 1,000 per month w.e.f. 1.1.2014. The rate of pension was increased to ₹ 1,200 per month w.e.f. 1.1.2015. The Government has increased the rates under the scheme to ₹ 1,400 per month per beneficiary w.e.f. 1.1.2016, ₹ 1,600 w.e.f. 1.11.2016, ₹ 1,800 w.e.f. 1.11.2017 and ₹ 2,000 w.e.f. 1.11.2018. An amount of ₹ 1,653 crore out of which ₹ 843.52 crore has been spent for the year 2019-20 (upto 30.9.2019). Year-wise status of beneficiaries & expenditure incurred under Pension to widows & Destitute Women Scheme is given in **Table 8.2**.

Haryana Divyang Pension Scheme

8.17 To provide social security to Disabled Persons, the scheme called Haryana Disabled Persons Pension Schemes was introduced in the year 1981-82. The aim of the scheme is to provide social security to disabled persons who are unable to sustain themselves from their own resources and are in need of financial assistance from the State. The rate of pension, which was ₹ 50 per month at the beginning of the scheme, was enhanced to ₹ 300 per month. from 1.11.1999. The Govt. has enhanced pension to 100 percent Disabled Persons from ₹ 300 to ₹ 600 per month w.e.f. 1.1.2006 and further enhanced pension ₹ 500 for 60 percent divyang and ₹ 750 for 100 percent divyang. The rate of pension has been increased to ₹ 1,000 per month for all categories w.e.f. 1.1.2014, to ₹ 1,200 per month. w.e.f. 1.1.2015. The Government

has increased the rates under the scheme to ₹ 1,400 per month per beneficiary w.e.f. 1.1.2016, ₹ 1,600 w.e.f. 1.11.2016, ₹ 1,800 w.e.f. 1.11.2017 and ₹ 2,000 w.e.f. 1.11.2018. An amount of ₹ 405 crore out of which ₹ 195.21 crore has been spent for the year 2019-20 upto 30.9.2019. Year-wise status of beneficiaries & expenditure incurred under Divyang Pension Scheme is given in **Table 8.2**.

Ladli Social Security Allowance Scheme

8.18 The scheme is on the pattern of Old Age Allowance Scheme for the families having only girl child/children started from 1st January 2006. Initially ₹ 300 per month per family was given. The enrolment of families under this scheme commences from the 45th birthday of the mother or the father i.e. for 15 years. In case of the death of either of the parent, the surviving parent will get this. The Government has enhanced the rate of allowance from ₹ 300 per month to ₹ 500 per month and reduced the eligibility age from 55 years to 45 years w.e.f. 1.4.2007, to ₹ 1,000 per month. w.e.f. 1.4.2014, to ₹ 1,200 per month. w.e.f. 1.1.2015. The Government has increased the rates under the scheme to ₹ 1,400 per month per beneficiary w.e.f. 1.1.2016, ₹ 1,600 w.e.f. 1.11.2016, ₹ 1,800 w.e.f. 1.11.2017 and ₹ 2,000 w.e.f. 1.11.2018. An amount of ₹ 99.25 crore out of which ₹ 45.77 crore has been spent for the year 2019-20 upto 30.9.2019. Year-wise status of beneficiaries & expenditure incurred under Ladli Social Security Allowance Scheme is given in **Table 8.3**.

Table 8.3- Year-wise status of beneficiaries & expenditure incurred under Ladli Social Security Allowance Scheme and Financial Assistance to Destitute Children Scheme.

(₹ in crore)

Year	Ladli Social Security Allowance Scheme		Financial Assistance to Destitute Children Scheme	
	No. of beneficiaries	Expenditure incurred	No. of beneficiaries	Expenditure incurred
2015-16	27,988	40.80	1,62,111	101.49
2016-17	29,765	51.23	1,83,687	123.04
2017-18	32,718	62.77	2,05,023	182.99
2018-19	37,350	79.11	1,33,739	251.70
2019-20 (upto 30.9.2019)	39,720	45.77	1,39,783	146.53

Source: Social Justice and Empowerment Department, Haryana.

Financial Assistance to Destitute Children Scheme

8.19 This is a State Scheme under which parents/guardians of the children upto the age of 21 years who are deprived due to various reasons as per scheme is providing financial assistance, initially @ of ₹ 200 per month per child w.e.f. 1.3.2009 subject to maximum for two children of one family as per eligibility criteria laid down in the scheme. The rate of pension under this scheme is ₹ 500 per month per child from January, 2014, ₹ 700 w.e.f. 01.11.2016, ₹ 900 w.e.f. 01.11.2017 and ₹ 1,100 w.e.f. 1.11.2018. An amount of ₹ 254 crore out of which ₹ 146.53 crore has been spent for the year 2019-20 upto 30.09.2019. Year-wise status of beneficiaries & expenditure incurred under Financial Assistance to Destitute Children Scheme is given in **Table 8.3**.

Financial Assistance to Kashmiri Migrant Families Scheme

8.20 The Kashmiri families which have migrated from Jammu & Kashmir to Haryana and are living in various parts of State are being given Financial Assistance @ ₹ 1,000 per month per member of the family subject to maximum of ₹ 5,000 per family. The scheme is being implemented w.e.f.

01.4.2006. At present, 9 beneficiaries are getting benefit under this scheme. An amount of ₹ 3 lakh out of which ₹ 0.54 lakh has been spent for the year 2019-20 upto 30.9.2019.

Allowances to Dwarfs

8.21 Dwarfs person who are living in various parts of the State are being given allowance @ ₹ 1,600 per month per beneficiary. A male person with 3 feet 8 inches or less height and a female with 3 feet 3 inches or less height (equivalent to 60 percent disabled) is entitled to monthly pension. The scheme is implemented w.e.f. 1.6.2006 and initially the allowance was given ₹ 300 per month. The rate of allowance is ₹ 1,400 per month per beneficiary w.e.f. 01.01.2016, ₹ 1,600 w.e.f. 01.11.2016, ₹ 1,800 w.e.f. 01.11.2017 and ₹ 2,000 w.e.f. 01.11.2018. An amount of ₹ 10 lakh out of which ₹ 3.88 lakh has been spent for the year 2019-20 upto 30.09.2019.

Allowance to Eunuchs

8.22 Eunuchs, who are living in various parts of the State, should not be less than 18 years and provide certificate from the Civil Surgeon in support of being an Eunuch. The scheme is implemented w.e.f. 1.6.2006 and allowance was initially given ₹ 300 per

month. The rate of allowance was ₹ 1,400 per month per beneficiary w.e.f. 1.1.2016, ₹ 1,600 w.e.f. 1.11.2016, ₹ 1,800 w.e.f. 1.11.2017 and ₹ 2,000 w.e.f. 1.11.2018. An amount of ₹ 10 lakh out of which ₹ 3.80 lakh has been spent for the year 2019-20 upto 30.9.2019.

RAJIV GANDHI PARIVAR BIMA YOJANA

8.23 State Govt. is implementing Rajiv Gandhi Parivar Bima Yojana w.e.f. 01.04.2006. Under this scheme compensation is given in case of accidental death/permanent disability to individuals in the age group of 18-60 years, who are domicile of Haryana and whose name appears in the Voters List or who hold Ration Card issued by the competent authority. The scheme has been amended on 30th August, 2011 and accordingly compensation amount is not being given to the persons having income more than ₹ 2.50 lakh per annum. A budget provision for the year 2019-20 amounting to ₹ 8.75 crore has been made to clear the backlog and Court cases.

Dr. Syama Prasad Mukherjee Durghatna Sahayata Yojana

8.24 The benefit admissible under the scheme will be ₹ 1 lakh. Any person in the age group of 18 to 70 years and domiciled/resident of Haryana is eligible under the scheme, provided the person was not enrolled at the time of accident under the Pradhan Mantri Suraksha Bima Yojana (PMSBY). Under this scheme, an amount of ₹ 1 lakh is for accidental death, an amount of ₹ 1 lakh is for irrecoverable loss of both eyes or loss of use of both hands or feet or loss of sight of one eye and loss of use of hand or foot due to accident. Out of an amount of

₹ 3,500 lakh, ₹ 1,374 lakh has been spent for the year 2019-20 (upto 30.09.2019).

National Family Benefit Scheme

8.25 This is a centrally sponsored scheme. Under the scheme an amount of ₹ 20,000 is given as compensation if the death of a “Primary breadwinner” (male or female) has occurred while he or she is in the age group of 18 to 59 years. i.e. more than 18 years of age and less than 60 years of age. Under this scheme only BPL families are being covered. An amount of ₹ 13 crore out of which ₹ 4.27 crore has been spent for the year 2019-20 (upto 30.9.2019).

Financial Assistance to Non-School Going Disabled Children

8.26 The scheme was started since 2008-09. Under this scheme, financial assistance is provided to mentally retarded and multiple disabled children who are in the age group of 0-18 years and not able to attend formal education, training etc. due to their disability. They are totally depending on their parents and relatives and need constant supervision and care of their families. Financial Assistance shall be admissible under the scheme @ ₹ 1,000 per month. w.e.f. November, 2016 to every such disabled child in the family of the applicant. An amount of ₹ 1,490 lakh out of which ₹ 958.80 lakh has been spent for the year 2019-20 upto 30.09.2019.

Financial Assistance to Women and Girls Acid Attack Victims

8.27 A scheme namely “Financial assistance to Women and Girls Acid Attack Victims” has been implemented by Social Justice & Empowerment Department, Haryana vide Notification No. 333-SW(4)-2019 date 26th Feb, 2019 for empowering the women and girls

who faced disfigurement of any part of the body due to acid attack. Under this scheme, number of beneficiaries and financial assistance provided under

various Social Security Schemes. An amount of ₹ 20 lakh out of which ₹ 1.87 lakh has been spent for the year 2019-20 upto 30.09.2019.

WELFARE OF FREEDOM FIGHTERS

8.28 The State Samman Pension of Freedom Fighters/their Widows of Haryana State has been increased from ₹ 20,000 to ₹ 25,000 per month (including fixed medical allowance at the rate of ₹ 750 per month) w.e.f. 01.04.2014. After death of Freedom Fighters and their spouse, the State Samman Pension will be transferred further to their unmarried unemployed daughters and disabled unmarried unemployed sons with 75 percent disability. If there are more than one eligible children, they will get proportionate share in the pension. In addition to Samman Pension, some other schemes/facilities have also been

extended to the Freedom Fighters/their Widows and their dependents which are as under:-

- On the death of Freedom Fighter of the State, funeral expenses amount has been enhanced from ₹ 1,500 to ₹ 5,000 w.e.f. 03.07.2009.
- Financial assistance to the Haryana State Freedom Fighters/INA personnel and their widows for the marriage of their daughters, grand daughters and dependent sisters has been increased from ₹ 21,000 to ₹ 51,000 w.e.f. 20.8.2009 in each case even though more than one marriage is solemnized in a year.

WELFARE OF DEFENCE PERSONNEL

8.29 The State Govt. is committed for the welfare of Defence Personnel, Ex-Defence Personnel and their families in recognition to the services and supreme sacrifices made by them. It is a matter of pride that every 10th soldier in the country belongs to Haryana State. The State Govt. is providing One Time Cash Award to Gallantry Award Winners. The amount of Cash Awards being paid to Gallantry Award Winners (War Time and Peace Time) is given in **Table 8.4.**

8.30 The State Govt. is also providing the Annuity to Gallantry Award Winners prior to 5.10.2007. The amount of Annuity being paid to Gallantry Award Winners is given in **Table 8.5.**

8.31 The State Govt. is also providing various types of Financial Assistance to all Defence Forces personnel's. The amount of financial assistance being paid is given in **Table 8.6.**

8.32 One time cash award to Yudh Seva Medal/Distinguished Service Awardees is also paid by State Govt. and is given in **Table 8.7.**

Table 8.4- One Time Cash Award to Gallantry Award Winners**(Amount in ₹)**

Sr.No.	WAR TIME GALLANTRY AWARD	One Time Cash Award
1	Paramvir Chakra	2,00,00,000
2	Mahavir Chakra	1,00,00,000
3	Vir Chakra	50,00,000
4	Sena /Nao/Vayu Sena Medal (Gallantry)	21,00,000
5	Mention-in-Despatches (Gallantry)	10,00,000
	PEACE TIME GALLANTRY AWARD	
1	Ashok Chakra	1,00,00,000
2	Kirti Chakra	51,00,000
3	Shaurya Chakra	31,00,000
4	Sena /Nao/Vayu Sena Medal (Gallantry)	10,00,000
5	Mention-in-Despatches (Gallantry)	7,50,000

Source: Sainik and Ardh Sainik Welfare Department, Haryana.

Table 8.5- Annuity to Gallantry Award Winners.**(Amount in ₹)**

Sr. No.	Gallantry Award	Annuity
1	Paramvir Chakra	3,00,000
2	Ashok Chakra	2,50,000
3	Mahavir Chakra	2,25,000
4	Kirti Chakra	1,75,000
5	Vir Chakra	1,25,000
6	Shaurya Chakra	1,00,000
7	Sena /Nao/Vayu Sena Medal (Gallantry)	50,000
8	Mention-in-Despatches (Gallantry)	30,000

Source: Sainik and Ardh Sainik Welfare Department, Haryana.

Table 8.6 - Financial Assistance to Defence Forces Personnel's**(Amount in ₹)**

Sr.No.	Defence Forces Personnel	Financial Assistance
1	F.A. to widows of ESM and ESM of above 60 yrs age (Annual increase of ₹ 400 per year/every year) and FA to WW II veterans and their Widows	4,200 10,000
2	F.A. to Para/Tetra Hemi Plegic ESM (Annual increase of ₹ 400 per year/every year)	4,200
3	F.A. to Orphan Children of ESM (Annual increase of ₹ 400 per year/every year)	4,200
4	F.A. to Disabled ESM (Annual increase of ₹ 400 per year/every year)	4,200
5	F.A. to Blind ESM (Annual increase of ₹ 400 per year/every year)	4,200
6	Grant-in-Aid to RIMC and F.A. to cadets/Gentlemen Cadets for undertaking the training successfully at NDA/OTS/IMA Naval and Air Force Academy and any other Defence Academy of National Status	50,000 1,00,000
7	F.A. to war widows of Defence Forces Personnel's in addition to Family Pension already getting from GOI (Annual increase of ₹ 400 per year/every year)	4,200

Source: Sainik and Ardh Sainik Welfare Department, Haryana.

Table 8.7- Financial Assistance to All Defence Forces Personnel's.**(Amount in ₹)**

Sr. No.	Name of Award	One Time Cash Award
1	Sarvotam Yudh Seva Medal	7,00,000
2	Uttam Yudh Seva Medal	4,00,000
3	Yudh Seva Medal	2,00,000
4	Param Vishist Seva Medal	6,50,000
5	Ati Vishist Seva Medal	3,25,000
6	Vishist Seva Medal	1,25,000

Source: Sainik and Ardh Sainik Welfare Department, Haryana.

Table 8.8- Incentives to Sena Medal Awardees of the Defence Forces.**(Amount in ₹)**

Sr. No.	Name of Award	One Time Cash Award	Annuity
1	Sena Medal Distinguished Service/Devotion to duty who got the award on or after 31.3.2008 and before 19.2.2014	34,000	3,500
2	Sena Medal, Distinguished Service/Devotion to duty who got the award on or after 19.2.2014	1,75,000	-

Source: Sainik and Ardh Sainik Welfare Department, Haryana.

Table 8.9- Monetary Allowance/Pension to the Pre-Independence Gallantry Award Winners and their Widows.

(Amount in ₹)

Sr. No.	Name of Award	Monetary Allowance/ Pension
1	Victoria Cross	15,000
2	Military Cross	10,000
3	Military Medal	5,000
4	Indian Order of Merit	3,000
5	Indian Distinguished Service Medal	2,000
6	Mention-in-Despatches (only Pre-Independence Gallantry Awardees)	2,000

Source: Sainik and Ardh Sainik Welfare Department, Haryana.

8.33 The State Govt. is providing incentives to Sena Medal, Distinguished Service/Devotion to duty awardees of the Defence Forces personnel is given in **Table 8. 8.**

8.34 The State Govt. provides Monetary Allowance/Pension to the Pre-independence Gallantry Award

Table 8.10- One Time Cash Award to Gallantry Award Winners to Para Military Forces and Police Personnel.

Winners and their Widows is given in **Table 8.9.**

8.35 The State Govt. is providing One Time Cash Award to Gallantry Award Winners to Para Military Forces and Police Personnel. The amount of Cash Awards being paid to Gallantry Award Winners is given in **Table 8.10.**

(Amount in ₹)

Sr. No.	Gallantry Award	One Time Cash Award
1	Ashok Chakra	17,00,000
2	Kriti Chakra	10,00,000
3	Shaurya Chakra	7,00,000
4	Sena Medal (Gallantry)	3,50,000
5	Police Medal (Gallantry)	1,50,000

Source: Sainik and Ardh Sainik Welfare Department, Haryana.

8.36 The State Govt. is providing Govt. service of Class-II, Class-III and IV category to any one dependent of the Martyrs of Defence Forces Personnel on ex-gratia basis. In addition, the State Govt. is also providing the Ex-gratia Grant to the martyrs. The grant of ex-gratia is admissible under the policy/instructions shall be given in all cases of "Battle Casualty," as declared by the Defence Authorities, irrespective of any operation or any specified area of operation as notified by Govt. of India, which occurred on or after 24.03.2016.

The amount of ex-gratia grant is ₹ 50 lakh and in case of disability, the amount is ₹ 5 lakh to ₹ 15 lakh depending upon the percentage of disability due to War, Militant, I.E.D., blast battle casualties in operational area or specific area of operation as notified by Govt. of India. This amount will be in addition to the financial assistance given by the Govt. of India.

8.37 The State Govt. is also providing the Ex-gratia grant to the member of Central Para Military Forces (CPMF) who die in harness or are

disabled in the performance of their bonafide official duties while serving in operational- area in war or under terrorist/militant attack. The amount of Ex-gratia is ₹ 50 lakh, and in case of

disability, the amount of ₹ 15 lakh to ₹ 35 lakh depending upon the percentage of disability during natural calamities, Elections, Rescue operations, Internal Security Duty etc.

EMPLOYMENT

8.38 The Employment Department facilitates unemployed youth in getting jobs by registering them on the employment exchange, provides useful guidance by way of talks, mentorship and training to job seekers. Job fairs are organized to bring employers and job-seekers on the same platform to accommodate job seekers into Private Sector and employment data is collected from establishments in the organized sector.

Saksham Yuva Scheme

8.39 The Government of Haryana recognizes the importance of providing dignity to our youth and engaging them constructively in gainful assignments. Accordingly, the Government launched the “Educated Youth Allowance and Honorarium Scheme- 2016” popularly known as Saksham Yuva Scheme on 1st November, 2016 on the occasion of Haryana Swarn Jyanti to provide unemployment allowance and honorarium to the eligible post-graduate youth of Haryana in lieu of 100 hours of honorary work. Later, the Scheme has been extended to include registered Science, Engineering, Science equivalent and Commerce Graduates, Arts graduate of the State. 10+2 pass applicants have also been included in the scheme from August, 2019.

8.40 Under the Scheme ₹ 3,000, ₹ 1,500 and ₹ 900 are given as Unemployment Allowance to Post

Graduates, Graduates and 10+2 pass applicants respectively and ₹ 6,000 for honorary assignment to eligible registered Post-Graduate (PG), Graduate and 10+2 pass applicants. Under the Scheme, total 1,41,528 (PG 46,583, Graduate 61,757 and 10+2 pass 33,188) applications have been approved till 31st December, 2019. Total 94,807 (Post Graduate-43,248 and Graduate-48,900 and 10+2 pass 2,659) eligible applicants were given honorary assignment since the beginning of the scheme. By now, ₹ 346.33 crore and ₹ 292.39 crore have been disbursed as unemployment allowance and honorarium respectively. The skill training has been provided to 10,906 Saksham Yuva under the scheme through Haryana Skill Development Mission.

Unemployment Allowance Scheme

8.41 Department implements the Unemployment Allowance Scheme for 10+2 or above applicants not covered under Saksham Yuva Scheme. From April 2019 to September 2019, an amount of ₹ 15.76 crore has been disbursed as unemployment Allowance to 26,592 applicants in their Aadhar seeded/linked bank accounts.

8.42 Total 7,51,210 Job Seekers as on 30.11.2019 have been registered on the departmental portal www.hrex.gov.in and 2,824 persons have been placed against notified vacancies under CNV Act 1959.

Saksham Sarthi/ Rakshak

8.43 The Department has also partnered with various private enterprises to create jobs and providing the same to unemployed youth. As a part of Saksham Haryana Campaign, 57,185 Unemployed Youth have been employed as Cab/Taxi drivers (Saksham Sarthi), Security Guards (Saksham Rakshak) and food delivery partners under MOU with OLA, UBER, G4S, Zomato and Swiggy.

8.44 The Department has organized 4 Mega Job Fairs in Karnal, Naraingarh and Palwal providing employment to 7,403 youth under agreement with service provider and 504 departmental job fairs recording 34,108 placements since Oct., 2014. The department is committed to organize quarterly job fairs in 2019-20 in all districts to maximize assimilation of the unemployed youth in Private Sector with an aim of 10,000 placements annually.

8.45 The Department has endeavoured to provide its eight services online on Saral Portal. The Department is providing online services through its portal, www.hrex.gov.in and www.hreyahs.gov.in

LABOUR WELFARE

8.49 The main functions of the Labour Department, Haryana is to maintain Industrial peace and harmony in the State and to ensure Safety, Health and Welfare of the workers.

8.50 The Department is fully committed to protect wage rights of workers. In this regard the rates of minimum wages are fixed or revised from time to time. The rates of minimum wages of the unskilled workers in the State have been revised at the rate of ₹ 7,600 per month on 1.11.2015. At

Vocational Guidance

8.46 Vocational Guidance is an important tool through which youth are educated for personality development. These talks also provide information about job opportunities. Vocational Guidance has been provided to 1,38,164 applicants through 5,046 Career talks till 30 Nov, 2019.

Model Career Centre

8.47 Model Career Centre has been established at Hisar in 2015 under 100 percent centrally Sponsored Scheme with the aim to empower youth with essential attitude and skill set to attain their career goals. MCC Hisar has organized 11 Job Fairs since its inception and 464 job seekers have been placed in Private Sector.

Interlinking of Employment Exchanges

8.48 Interlinking of Employment Exchanges with NCS Portal is a mission project of Govt. of India under which grant of ₹ 267 lakh has been sanctioned to Govt. of Haryana for interlinking of employment exchanges with NCS Portal. The total budget for the financial year 2019-20 is ₹ 470.20 crore.

present, the rates of minimum wages w.e.f. 01.07.2019 in the categories of namely: Unskilled, Semi Skilled (A), Semi Skilled (B), Skilled (A), Skilled (B) and Highly Skilled are ₹ 9,024.24, ₹ 9,475.43, ₹ 9,949.19, ₹ 10,446.65, ₹ 10,969 and ₹ 11,517.45 per month, respectively.

8.51 To encourage employment of women in the Information Technology and IT enabled industries in the State, permission under Punjab Shops and Commercial Establishments Act, 1958 have been relaxed for women to work in

night shifts with mandatory mechanism for adequate protection during working hours and for employers to take full responsibility for the security and transportation of their women employees. 23 establishments have been granted exemptions u/s 30 of the said Act and 1,412 women employees have been benefited during the period 01.01.2019 to 18.10.2019.

8.52 In districts of Panipat and Yamunanagar, 2 rehabilitation centers were established for destitute and migrant child labour. Now, at present 2 Rehabilitation Centers are running in the district Panipat and Yamunanagar, in which free services are provided for accommodation, vocational education and food for the financial year 2019-20, the State Government has sanctioned a budget of ₹ 60 lakh.

8.53 Any unorganized worker between the ages 18 to 40 years can be included in the PM-SYM scheme. This scheme would provide them an assured pension of ₹ 3,000 per month from the age of 60 years on monthly contribution of a small amount during their working age. Which notified on dated 7.2.2019.

Prime Minister Laghu Vyapari Mandhan Yojana (PM-LVMY)

8.54 Any Laghu Vyapari between the age 18 to 40 years can be included in the PM-LVMY Scheme. This scheme shall be open only to the Laghu Vyapari for joining whose annual turnover does not exceed ₹ 1.5 crore based on the self-declaration, an assured pension of ₹ 3,000 per month from the age of 60 years on the monthly contribution of a small amount during their working age. Which notified on dated 22.07.2019.

Amendment in Factories Act, 1948

8.55 In order to facilitate Small Scale Industries, Government of Haryana has brought out amendment to simplify the provisions laid down under the Factories Act, 1948. As per the amendment, the factory having less than 20 workers with the aid of power and less than 40 workers without the aid of power has been exempted from the definition of Factories Act, 1948. The amendment provides for making the exemption orders for overtime work upto 150 instead of the prevailing provision of 75. The amendment gives further relief to the industries and provides for compounding of offences committed first time under various provisions of the Factories Act, instead of prosecuting them in the Court of Law. The Factories (Haryana Amendment) Bill, 2018 has been published in Extraordinary Gazette of Haryana 8 for general information under provision to Rule 128 of the Rules of Procedure and Conduct of Business in the Haryana Legislative Assembly. Haryana Factory Amendment Bill has been Passed in Haryana Vidhan Sabha and assent of Hon'ble President of India is awaited

Online submission of Requisite Drawing of Factory Plans

8.56 In compliance of Business Reform Action plan/EODB mandate and to eliminate the physical touch point for approval of plans under factories Act, 1948 and rules, framed there under, The Govt. has decided that the requisite drawing of factory plans shall be submitted online only in AutoCAD/any compatible format at hrylabour.gov.in in routed through single window system of HEPC.

Inspection accordance with the checklist under Factories Act, 1948

8.57 In compliance of Business Reform Action Plan/EODB Mandate, all the inspection under various labour laws as mentioned in Transparent Inspection Policy will be conducted strictly in accordance with the checklist duly approved by the Labour Commissioner-cum-Chief Inspector of Factories, Haryana, except in case of complaint based inspections.

Single Annual Return

8.58 The department of Labour Govt. of Haryana has taken up a serious measure to improve "EODB". The emphasis has been on simplification and rationalization of the existing rules and introduction of information technology to make governance more efficient and effective. In compliance of the Business Action Plan, 2016 of DIPP, Govt. of India, the Labour Department has approved the online submission of unified single annual return under all labour laws.

Compulsory Registration of Govt. Establishment and Construction Workers working on such establishments under the Building and Other Construction Workers (RE&CS) Act, 1996

8.59 To ensure the safety health and welfare of the construction workers working in the Govt. Establishment which are coverable under section 2 (i) of BOCW (RE&CS) Act, 1996. The Govt. has decided that all the Govt. Departments have undertaken the construction work through contractors in their respective department shall ensure the registration of such construction works under the BOCW Act. The Labour Department has issued the guidelines to

all the Administrative Secretary, Head of Department, Deputy Commissioners and Vice Chancellor.

Reform of Ease of Doing Business

8.60 In compliance with the Business Reform Action Plan and to restrict the physical visits of the inspecting officers in the factories the requirement of Registration Report and Physical Verification of Factory Building Plan is eliminated. In view of the mandate of Ease of Doing Business (EoDB), the practice of prior obtaining of "No Objection Certificate (NOC) from Haryana Fire & Emergency Services Department and NOC from Haryana State Pollution Control Board for the approval of factory plans under the Factories Act has been dispensed.

BUDGET

8.61 The current Plan budget for the year 2019-20 is ₹ 302 lakh out of which ₹ 157.95 lakh has incurred till September, 2019. The Non-Recurring budget proposal has to be sent to Finance Department for the year 2020-21 as per requirement.

Achievements of Haryana Building & Other Construction Workers Welfare Board

8.62 Haryana Building & Other Construction Workers Welfare Board is providing following benefits like Maternity Benefit, Paternity Benefit, Financial Assistance for Education, Kanyadaan, Purchase of Tool, Mukhya Mantri Mahilla Nirman Shramik Samman Yojana, Sewing Machine, Bicycle, Financial Assistance of Marriage of Children, Travelling Facility for Religious & Historical Places, Financial Assistance to Physically Disabled/Mentally Retarded Children of the Beneficiaries, Disability Pension,

Coverage of Chronic Disease, Advance for Purchase of Construction of House, Family Pension, Death Scheme, Mukhya Mantri Samajik Suraksha Yojana, Funeral Assistance, Financial Assistance to the Unregistered Worker Death, Creche & Mobile Toilet and Labour Sheds for the Beneficiaries of the Board during the year.

8.63 Under this scheme, registration of construction worker as 61,622 beneficiaries of the BOCW in the year 2017-18 are ₹ 1,43,37,024 for disbursement of funds under welfare schemes. For the year 2018-19, an amount of ₹ 259.22 crore has been disbursed to the 1,24,082 beneficiaries. Year-wise amount disbursed to beneficiary workers by Building & Other Construction Workers Welfare Board is given in **Table 8.11**.

Achievement of Haryana Labour Board

8.64 Various 22 welfare schemes are being run by the Haryana Labour Welfare Board and from 15.01.2019, three new schemes have been introduced

(1) Shagun Yojana: Under this scheme financial assistance is provided for marriage of worker and for his son, (2) Shramik Kalyan Yojana: Prize money is provided to the Managements who have recommended maximum number of workers for availing benefits of welfare schemes and (3) Coaching fee for Professional Coaching: For preparation of U.P.S.C & H.P.S.C. during the period 01.01.2019 to 15.10.2019, an amount of ₹ 31.26 crore have been spent for 66,651 workers under various schemes. In order to ensure transparency and speedy disbursement of benefits under various schemes, entire data of 34,27,582 contributor workers are being captured on web portal hrylabour.gov.in. The benefits are being provided online under DBT. Due to online payments of benefits of schemes through DBT in Aadhaar Seeded Bank Accounts of Workers are being done. In addition to above an amount of ₹ 7.84 crore has been spent under Haryana Silicosis Rehabilitation Policy.

Table 8.11- Year-wise amount disbursed to beneficiary workers by Building & Other Construction Workers Welfare Board.

Year	No. of Beneficiaries	Amount Disbursed (In ₹)
2014-15	63,843	7,42,37,305
2015-16	1,94,283	37,37,15,675
2016-17	1,64,541	74,47,60,270
2017-18	61,622	1,43,37,02,477
2018-19	1,24,082	2,59,21,67,305

Source: Labour Department.

SPORTS AND YOUTH AFFAIRS

Cash Awards to Olympic/Para Olympic Medal Winners

8.65 In recent time, the Sports persons of Haryana have played a key role in country's upsurge in international

sports arena. The Sports persons of Haryana have brought laurels to the country by performing well in sports at international level. The budget provision of the department for the year 2019-20 is

₹ 468.69 crore. 3,122 players of the State have been given ₹ 150.40 crore as cash award on the basis of their achievements in national & international competitions from 2016-17 to 2018-19.

Khel Mahakumbh

8.66 District Level Khel Mahakumbh 2019-20 is being organized from 31.10.2019 to 2.11.2019 by the Sports & Youth Affairs Department in open category of 15 sports disciplines (men & Women). ₹ 4.09 crore is expected to be incurred on organization of the event. State Level Khel Mahakumbh 2019-20 is being organized by the department in open category of 15 sports disciplines (Men & Women) from 8.11.2019 to 10.11.2019 on which ₹ 1.33 crore is expected to be incurred.

PT. Deen Dayal Upadhyay Memorial Kabaddi Competition

8.67 Pt. Deen Dyal Upadhyay Memorial Kabaddi Championship was organized from 22.2.2019 to 24.2.2019 at Hisar. Top teams of the country participated in this tournament. It was the highest ever prize money Kabaddi tournament, in which 1st, 2nd, 3rd and 4th place teams were given ₹ 1 crore, ₹ 50 lakh, ₹ 25 lakh and ₹ 11 lakh respectively.

State Level Arena Competition

8.68 State Level Arena Competition Haryana Kesari and Haryana Kumar were organized by the Department from 25th to 27th Feb, 2019 at Kaithal (Female) and Faridabad (Male). About ₹ 23 lakh were spent on this organization. In this arena, prize money of ₹ 1,51,000, ₹ 1,00,000 and ₹ 51,000 were given for 1st, 2nd and 3rd position holder of Haryana Kesari arena respectively and ₹ 51,000, ₹ 31,000, ₹ 21,000 for 1st, 2nd, 3rd position holder

were given respectively in Haryana Kumar arena.

All-India Free Style Reward Wrestling competition

8.69 All India Free Style Reward Wrestling Competition (Male & Female) was organized from 22nd to 24th March, 2019 on Shahidi Divas, in which top wrestlers of the country in 10 category of weights participated through teams in which 1st, 2nd, 3rd & 4th position holder teams were given cash prize of ₹ 1 crore, ₹ 50 lakh, ₹ 25 lakh and ₹ 10 lakh respectively, which is the highest prize money given to the winners in any wrestling arena all over the country.

Yoga Tournaments

8.70 District level Yoga tournaments were organized in the month of August, 2019 in the State and ₹ 10,000 were allotted to each district and an amount of ₹ 2,20,000 were spent for this purpose.

Sports Infrastructure

8.71 For construction of facilitation centers in 19 Districts, ₹ 3.25 crore were given to each district. Construction work of these facilitation centres has almost been completed. Work of Football Synthetic Truf and Synthetic Athletic Track with Pavilion of Ambala Stadium with cost of ₹ 85 crore is at advanced stage. Construction work of Sports Hostel in Ambala Sports Stadium with cost of ₹ 12.96 crore is also in progress in Ambala Sports Stadium. Construction work of all weather Swimming Pool in Ambala with a cost of ₹ 13.70 crore is also going on. Sanction for construction of 5 Sports Stadium in village Kapro, Mada, Majhad, Kheri Jalab and Budhana in District Hisar with an approximate cost of ₹ 3 crore each has been issued. Sanction for construction of

2 Sports Stadium in village Dusian and Munahari (Kaithal) with an approximate cost of ₹ 3 crore each has been issued. Sanction for construction of 2 Sports Stadium in village Samana Bahu and Majra Rodaan (Kurukshetra) with an approximate cost of ₹ 3 crore each has been issued.

8.72 The construction work of sports stadium in villages Silana (Rohtak), Samaspur (Charkhi Dadri), Sivaah (Panipat) and Narwana (Jind) with an estimated cost of ₹ 19.77 crore, ₹ 20.79 crore, ₹ 27.53 and ₹ 6.88 crore respectively are in progress and ₹ 5 crore for three districts (Rohtak, Charkhi Dadri & Panipat) and ₹ 2 crore for one district (Jind) has been sanctioned. The construction work of Athletic Track in District. Bhiwani, Faridabad, Karnal, Kurukshetra and construction work of sports stadium in district Fatehabad, Ambala, Hisar and Kaithal is in progress. Budget provision of ₹ 10 crore for purchase of sports equipments has been made in the financial year 2019-20. Purchase is to be made through Director, Supply and Disposal Department, Haryana.

Sports Nursery & Sports Academy

8.73 For imparting sports training to young budding athletes, Sports Nurseries/Sports Academies of games which are played in Olympic Games, Commonwealth Games, National Games and Para Tournaments have been allotted to government and private schools of the State. At present 446 Sports Nurseries and 3 Boarding Sports Academies are running in different districts of the State.

Youth Programmes and Adventure Activities

8.74 During the year 2019-20, 10 days Cultural Workshop was organized

in all districts of the State in which 1,100 boys and girls participated on which ₹ 15.40 lakh were spent. 2 days District Level Seminar on Drug Abuse was organized at all district H.Qs. from 27th to 28th May, 2019. In which 2,200 Youth participated in these seminars. An amount of ₹ 5.28 lakh were spent on these seminars. District level Youth Festival is to be organized in all Districts on 3.10.2019 & 4.10.2019 for any 2 days for which ₹ 1.76 lakh to each district, approximately sanctions of ₹ 38.66 lakh have been issued. On account of honorarium and other allowances, ₹ 9.74 lakh have been paid to the Chairman of State Youth Commission, Haryana. For making Documentary Film and Radio Jingle for function of “Nartarang Shehidon ko Naman”programme held at Charkhi Dadri, ₹ 8.07 lakh were spent. “Navrang Shadidon ko Naman”programme was organized on 10.8.2019 at Charkhi Dadri. About 20,000 Youths of the State participated in this programme. Financial sanction of ₹ 80 lakh has been issued to District Sports Council, Charkhi Dadri for expenditure on this programme. 4 River Rafting Camps were organized from 20.4.2019 to 12.6.2019 at Kodiala, Rishikesh in which 168 boys and girls were participated.

8.75 Two Basic Water Sports Courses of 14 days were organized at Regional Water Sports Center, Pong Dam, Kangra (HP) from 11.6.2019 to 8.7.2019 in which 77 boys and girls were participated. Two Camps for Mountaineering, Tracking and Rock Climbing from 14th to 21st September and 22nd to 29th September, 2019 were organized at Maclodgunj, Dharmshala (HP) in which 76 boys and girls participated.

TOURISM

8.76 Haryana Tourism has acquired a prominent place on the tourist map of the country for its outstanding contribution in the promotion of tourism. The main activity of the Tourism Department is to develop tourist infrastructure and promote tourism in the State. Haryana Tourism has set up a network of 44 Tourist Complexes named after birds along the highways across the whole of the State which are extremely popular among the tourists. Some of the Tourist Complexes are adjoining the Heritage Sites, Lakes, Bird Sanctuaries and Golf Courses. These resorts provide a wide range of tourist facilities such as hotels, serene motels, multi-cuisine restaurants, well stocked bars, fast food centres, health clubs, swanky conference facilities and recreational facilities like lakes for boating; picnic heights and children parks etc. and some of these resorts are spread over acres of land. The total availability of the accommodation with Haryana Tourism is at present 857 AC Rooms, 14 Dormitories and 55 Conference Halls/Multipurpose Halls/Banquet Halls/Conventional Halls etc. Moreover, Haryana Tourism has 42 Restaurants, 5 Fast Food Centres and presently 31 Bars in various Tourist Complexes of Haryana Tourism. Haryana Tourism is also running 14 Petrol Pumps in the various complexes of Haryana Tourism. Haryana is the only State in which five Institutes of Hotel Management affiliated with the National Council for Hotel Management & Catering Technology, Noida (set up by Ministry of Tourism, Govt. of India) the apex body of Hospitality Education in country are functioning at Kurukshetra,

Rohtak, Faridabad, Panipat & Yamunanagar.

Krishna Circuit

8.77 The Ministry of Tourism, Government of India under its 'Swadesh Darshan Scheme' has identified Kurukshetra under the Krishna Circuit to develop its tourism infrastructure to promote Kurukshetra as major tourist destination. Accordingly, the State Govt. has shortlisted development of Braham Sarovar Jyotisar, Narkatri, Sanhit Sarovar, and development of city infrastructure of Kurukshetra. A 3-D multimedia show on various themes from Srimad Bhagwad Geeta & Mahabharata, Mural painting and Mahabharata Artefact, work on parikarma path and facade lighting of Braham Sarovar and a Theme Park complex replicating the original 48 kos Mahabharata battle field at Jyotisar have been included in this innovative project by the Department of Tourism, Govt. of Haryana.

8.78 This scheme is being funded by the Ministry of Tourism, Govt. of India. The Tourism Department of State Govt. has submitted a detailed proposal/detailed project report of ₹ 99.51 crore to Govt. of India. Against this proposal, the Ministry of Tourism, Govt. of India, issued sanction for an amount of ₹ 97.34 crore and also released the funds amounting to ₹ 77.88 crore till date for construction works relating to information centre, gazebo, parking, signage boards, benches, lighting, toilets and ghats etc. have been started.

8.79 The Detailed Project Report for development of tourist infrastructure of important tourist / pilgrim places

related to Srimad Bhagwad Geeta & Mahabharata at Kurukshetra, Kaithal, Jind, Karnal, Panipat and Mewat under the Krishna Circuit Phase-II of Swadesh Darshan Scheme amounting to ₹ 97.06 crore has also been sent to the Ministry of Tourism, Govt. of India on dated 22.03.2018. Further, another DPR for the development of Gita Gyanam Sansthanam, Kurukshetra amounting to ₹ 33.45 crore has been prepared and sent to Ministry of Culture under Museum Grant Scheme on 23.05.2018 for consideration.

Heritage Circuit Rewari-Mahendergarh-Madhogarh-Narnaul

8.80 The Proposal/Detailed Project Report for development of Tourist Infrastructure under Heritage Circuit for Rewari-Mahendergarh-Madhogarh under Swadesh Darshan Scheme for ₹ 99.75 crore has been sent to Ministry of Tourism, Govt. of India on 27.03.2017. Ministry of Tourism has already conducted site visit and now Govt. of India, Ministry of Tourism has communicated some observations which were duly attended. The project is under consideration of GOI. In addition to above, a proposal for ₹ 29.60 crore for the development of Mahendergarh-Fort and external and internal area of Rani Mahal, Babri and surrounding area of Madhogarh Fort excluding Fort has been approved by the State Govt. under Madhogarh-Narnaul Circuit and administrative approval of ₹ 29.60 crore has been issued by the Government for this project. The development works at both the site is under progress.

Project under PRASAD Scheme

8.81 A Preliminary Project Report (PPR) for the development of Nada Sahib Gurudwara Project for an amount

of ₹ 11.12 crore under Pilgrimage Rejuvenation and Spiritual Augmentation Drive (PRASAD) was sent to Ministry of Tourism, Govt. of India, New Delhi for consideration and approval on 31.10.2018. A meeting in this regard has been held on 27.11.2018 in the Ministry of Tourism, Govt. of India. After discussion the Ministry approved the Project of Development of Nada Sahib Gurudwara, in principle under PRASAD scheme and directed the State Govt. to submit revised Preliminary Project Report (PPR) of the project. Accordingly, revised Preliminary Project Report (PPR) amounting to ₹ 72.29 crore was sent to Ministry of Tourism on 3.5.2019 including the Mata Mansa Devi Temple, Panchkula and Kali Mata Temple, Kalka in the above project. After detailed discussion and presentation on this project, the Ministry exclude the Kali Mata Temple at Kalka from the current proposal. Therefore, a revised PPR amounting to ₹ 44.90 crore has been sent to Ministry of Tourism on 05.09.2019 for sanctioning and releasing the funds.

Light and Sound Show

8.82 A Light and Sound Show/Multi Media Show has been setup at Tilyar Lake, Rohtak with central financial assistance amounting to ₹ 5.40 crore by India Tourism Development Corporation. The show was inaugurated on date 12.9.2018 by Tourism Minister, Govt. of India. One more Light and Sound Show/Multi Media Show is also being set up at Yadvindra Garden Pinjore by India Tourism Development corporation. The Ministry of Tourism, Govt. of India has sanctioned ₹ 6 crore and released ₹ 3 crore to India Tourism Development Corporation as central

finance assistance for implementation of this project.

Swaran Jayanti Sindhu Darshan and Mansarover Yatra

8.83 Haryana Govt. has decided to provide financial assistance of ₹ 10,000 per person for Sindhu Darshan Yatra, ₹ 50,000 per person for Kailash Mansarovar Yatra and ₹ 6,000 per person for Swarn Jayanti Guru Darshan Yatra Scheme 2017 (Sri Hazoor Sahib, Nanded, Sri Nankana Sahib, Sri Hemkund Sahib and Sri Patna Sahib) upto 50 persons/pilgrims. Accordingly, ₹ 40 lakh have been provided for this purpose for the year 2019-20.

Fairs and Festivals

8.84 The internationally famous Surajkund Crafts Mela is being organized in the month of February every year to promote Indian Handlooms and Handicrafts. The event attracts over around 12 lakh tourists both domestic and foreign. Every year more than 1,000 craft persons participate in the mela and successfully showcase/sale their products. Since 1989, all states of India are given an opportunity to show case and display their crafts, cuisines and art & culture. The 33rd edition of the Mela was organized from 1st to 18th February, 2019 Maharashtra participated as the Theme State and Thailand participated as the Partner Nation for the Mela.

8.85 An annual event, “The Mango Mela” was organized on 6th and 7th July, 2019 at Pinjore Garden, It is a treat for the lovers of the King of fruits. A large number of mango growers of Haryana, Punjab, Himachal Pradesh, Uttar Pradesh and Uttarakhand participated. Famous mango varieties like Dasherri, Chausa, Langra, Amarpali, Bombay Green (Malda), Ratol, Malika, Ramkela (a pickle variety) etc. were displayed in the Mango Mela. The Heritage festival at world famous Yadvindra Garden at Pinjore was also organized from 21st to 22nd December, 2019.

8.86 International Gita Jayanti Mahotsava is being celebrated at Kurukshetra every year. The Geeta Jayanti Mahotsava was organized from 7th to 23rd December, 2018. Baisakhi mela was celebrated at Yadvindra Garden, Pinjore on 13th and 14th April, 2019. Other than these, every year 1st September and 27th September are celebrated as Haryana Tourism Day and World tourism day respectively. On Haryana Tourism day, competitions for school students are organized at various tourist complexes. A plan outlay of ₹ 3,940 lakh for tourism promotion has been provided for the year 2019-20.

ENVIRONMENT & CLIMATE CHANGE DEPARTMENT

8.87 Environment & Climate Change Department, Haryana exercises administrative control over functioning of State Environment Impact Assessment Authority and Nodal Office between State Government and Haryana State Pollution Control Board. As per

guidelines of NAPCC, State action plan of Climate Change has been prepared after consultation with various Government Departments by Environment & Climate Change Department being Nodal Agency. The SAPCC has already been approved by the State Steering Committee. During the year 2019-20, ₹ 25 lakh has been

sanctioned by the Finance Department, Haryana.

Implementation of State Action Plan on Climate Change

8.88 After pursuing the line departments through workshops and SAG meeting following two projects have been sanctioned and being implemented under National Adaptation Fund on Climate Change (NAFCC) in the State:

- The Ministry of Environment, Forest and Climate Change has sanctioned ₹ 22.09 crore for the project on Scaling-up Climate Resilient Agriculture Practices towards Climate Smart Villages in Haryana under National Adaptation Fund on Climate Change to establish 250 Climate Smart Villages (CSVs). The project is initiated in 100 Climate Smart Villages in 10 district of Haryana namely Karnal, Sirsa, Kaithal, Fatehabad, Kurukshetra, Ambala, Yamuna Nagar, Jind, Panipat and Sonapat are being developed. Aim of this project is to overcome the adverse effect of Climate Change faced by the farmers due to rising of temperature, lowering of water table and other factors.
- The Ministry of Environment, Forest and Climate Change has sanctioned ₹ 27.14 crore for the project. Climate Change Resilience Building in Rural Areas through Crop Residue Management for the States of Haryana. Further, an amount of ₹ 7.56 crore has been released to Agriculture Department, Haryana on 3rd May, 2018 for the implementation of project.

- Two projects were approved by the State Steering Committee on Climate Change which were sent to MoEF&CC, GoI for funding under NAFCC.

(a) Development of Agricultural Biodiversity Park in Haryana by CCS Haryana Agriculture University and ICAR-CIRB Hisar for funding upto ₹ 25 crore from MoEF&CC.

(b) Preparing Haryana for Climate Change Adaptation is submitted by HARSAC, CCS, HAU Hisar for funding of ₹ 18 crore from MoEF&CC.

Revision of State Action Plan on Climate Change

8.89 The State Action Plan on Climate Change (SAPCC) is under process of revision in light of commitments made under Intended Nationally Determined Contribution (INDC) as desired by the Secretary, Ministry of Environment, Forest & Climate Change (MoEF&CC). The process of revision of State Action Plan on Climate Change (SAPCC) has been initiated. The matter of revision of State Action Plan on Climate Change (SAPCC) has already been discussed in the meeting of State Advisory Group on Climate Change. New 8 working groups were constituted for the revision of State Action Plan on Climate Change as per INDC goals.

Special Environment Courts Faridabad and Kurukshetra

8.90 At present, two Special Environment Courts are functioning at Faridabad and Kurukshetra, which are dealing with cases relating to various Acts i.e. Water (Prevention and Control

Table 8.12 Status of Cases Instituted and Disposed of from 2017-18 to 2019-20.

Name of Special Environment Court	2017-18		2018-19		2019-20	
	No. of Cases Instituted	No. of Cases Disposed	No. of Cases Instituted	No. of Cases Disposed	No. of Cases Instituted	No. of Cases Disposed
Faridabad	315	519	168	320	136	236
Kurukshetra	93	282	428	385	209	198

Source: Director, Environment, Haryana.

of Pollution) Act, 1974, Air (Prevention & Control of Pollution) Act, 1981, Indian Forest Act, Environment protection Act, 1986, Wildlife Act and Public land protection Act. During the year 2019-20, an amount of ₹ 201.30 lakh has been sanctioned. Status of cases instituted and disposed of by the special environment court Faridabad and Kurukshetra are given in **Table 8.12**.

Setting up of Swarn Jayanti Environment Training Institute

8.91 The department has purchased one acre plot at the approximate cost of about ₹ 8 crore for establishing the Environment Training Institute at IMT Manesar, Gurugram for enhancing competency level to different stake holders about Environment & Climate Change related issues. The possession of plot has been obtained and building plan of institute has been prepared by Architect Department, construction work would be handed over to PWD B & R Department upto August, 2018. The estimate of ₹ 15.65 crore for construction work has been proposed. The amount of about ₹ 7.82 crore will be paid by Haryana State Pollution Control Board and remaining amount ₹ 7.82 crore will be paid by the Department. During the year 2019-20, ₹ 500 lakh has been received which was further transferred to PWD B & R Department to initiate the work of building.

Environment Training, Education and Awareness Programs.

8.92 The Environment & Climate Change Department is making efforts to create awareness about the Hazardous of Environment pollution by organizing seminars, workshops and conducting the training on various Environment issues. During the year 2019-20, an amount of ₹ 50 lakh has been sanctioned by the Finance Department for implementation of the scheme.

State Environment Impact Assessment Authority

8.93 The State Environment Impact Assessment Authority was constituted for 3 years from 30.01.2019 to 29.01.2021. During the year 2019-20, an amount of ₹ 135 lakh have been sanctioned by the Finance Department for implementation of the scheme.

To Establish the State Strategic Knowledge Mission Centre on Climate Change

8.94 Ministry of Science and Technology has accorded the sanction of about ₹ 2 crore for the duration of five year for the project titled Establishing the State Strategic Knowledge Mission Centre on Climate Change (SKMCC) NMSKCC in the State of Haryana. This project is being implemented by the Environment & Climate Change Department Haryana. The process for recruitment of staff is under proceedings.

Creation of State Wetland Authority Cell

8.95 The State Wetland Authority was constituted under the guidelines of Wetlands (Conservation & Management) Rules, 2017 issued by Ministry of Environment, Forests and Climate Change (National River Conservation Directorate), Government of India to identify the Wetlands in the State for their conservation and management. The Wetland Authority is consisting of 13 ex-officio members. Further Technical Committee and Grievance Committee are also constituted as per requirement of Wetlands (Conservation & Management) Rules, 2017.

Envis

8.96 An Environmental Information System Hub (ENVIS) has been established in the Environment & Climate Change Department with the Grant in Aid received from MoEF&CC,

Govt. of India. During the year, an amount of ₹ 5,82,962 has been received from the Govt. of India.

Setting up of Eco-Clubs

8.97 The State Govt. has established 5,250 eco-clubs in 22 Districts of the State. These Eco-Clubs are doing various activities throughout the state like plantation, creating awareness among the general people etc. During the year, an amount of ₹ 150 lakh has been received for the year 2019-20. The amount of ₹ 2,000 per Eco Club will be distributed to 5,250 Eco Clubs in the State.

Swachhta Action Plan

8.98 Ministry of Environment, Forests and Climate Change has been approved ₹ 10 lakh under Swachhta Action Plan. Process of River Cleaning and Awareness Campaigns will be initiated.

CO-OPERATION

8.99 Government has allocated an outlay of ₹ 1,47,709.50 lakh under the state schemes (Welfare & Development Schemes) which are being implemented by the Cooperation Department during financial year 2019-20. The 28 State Schemes and 7 NCDC Sponsored Schemes are being implemented by the Cooperation Department.

8.100 Government has enhanced the price to ₹ 340 per quintal, ₹ 335 per quintal, ₹ 335 per quintal for the Early Variety, Mid Variety and Late Variety, respectively. The shifting, expansion and modernization of the Panipat Cooperative Sugar Mills, Expansion & Modernization of Karnal Cooperative Sugar Mills and Installation of 60 KLPD

Ethanol Plant at Shahabad Cooperative Sugar Mills have been started at a cost of ₹ 355 crore, ₹ 263 crore and ₹ 99 crore respectively. Enhancement of crushing capacity of Jind and Palwal Cooperative Sugar Mills is under process.

8.101 During crushing season 2018-19, all the Cooperative Sugar Mills have crushed ₹ 354.96 lakh quintals cane and produce ₹ 35.72 lakh quintals sugar with average sugar recovery of 10.06 percent. During the current season 2018-19, all the Cooperative Sugar Mills have purchased ₹ 355.17 lakh quintals cane valuing ₹ 1,206.15 crore and entire cane payment has been paid to cane growers by the Cooperative Sugar Mills after taking financial assistance of ₹ 350 crore from the State Govt. As on

30.10.2019, an amount of ₹ 2,549.49 crore is payable to State Govt. against loan granted to Co-op. Sugar Mills to clear cane arrears from the year 2007-08.

Business Turnover and Profit of Hafed

8.102 The business turnover and profit of HAFED for the financial year 2018-19 are ₹ 12,307 crore and ₹ 41.47 crore (after tax) respectively. Hafed has purchased ₹ 39.18 lakh MT of wheat during Rabi-2019 season which constitutes about 42 percent of the total wheat procured by all the procurement agencies of the state. Hafed has started setting up of Mega Food Project at IMT- Rohtak with an estimated project cost of ₹ 179.75 crore for which Hafed has already taken 50 acres land from HSIIDC on 75 years lease. The final approval from Ministry of Food Processing Industry, Govt. of India was received on 21.2.2018 and as per the approval the project is required to be completed within 30 months.

Mukhya Mantri Dugdh Utpadak Protsahan Yojana

8.103 Under “Mukhya Mantri Dugdh Utpadak Protsahan Yojana”, a provision of ₹ 33.30 crore has been made in the budget. Incentive of ₹ 4 or ₹ 5 per litre of milk is being given based on quality of milk to the Cooperative Milk Producers directly into their bank accounts. The re-furbishment/modernization of all 6 Milk Plants will be undertaken under Diary Infrastructure Development Fund (DIDF) scheme for which an amount of ₹ 5,421.25 lakh has been sanctioned by the NDDDB.

8.104 NDDDB awards ‘Quality Mark’ to 3 Milk Plants Ballabgarh, Jind

and Rohtak, which fulfill the criteria of food safety and quality aspects of milk and milk products. Under the scheme ‘Assistance to the Milk Cooperative Societies’ 700 Nos. of Online Data Processing Milk Collection Units (DPMCU) have been purchased during the 2018-19. The existing DPMCU/AMCUs installed in the Milk Producers Cooperative Societies (MPCS) are also being provided hardware for online data transfer. Under ‘Rashtriya Krishi Vikas Yojana’ during the year 2018-19, 127 Nos Visi Coolers, 132 Nos Deep Freezers and 44 Nos Fabricated Milk Booths have been purchased.

8.105 By the efforts of the Labour Federation, the Primary Cooperative Labour & Construction Societies have executed the works of ₹ 468.55 crore during 1.4.2018 to 31.3.2019. The State Federation has fixed a target of executing works amounting to ₹ 500 crore through Cooperative Labour & Construction Societies during 2019-20. Financial targets and achievement of works executed by the Labour & Construction Societies from 2014-15 to 2018-19 is given in **Table 8.13**.

Haryana State Cooperative Apex Bank Ltd.

8.106 The Haryana State Cooperative Apex Bank Ltd. (HARCO Bank) has advanced ₹ 6,318.27 crore from 01.04.2019 to 31.12.2019. The State Govt. has provided financial assistance of ₹ 50 crore to Harco Bank. The financial assistance of ₹ 90 crore was provided to 13 DCCBs out of 19 DCCBs to maintain their 10 percent level of CRAR as per RBI mandate during the year 2018-19. At present 19 DCCBs and Harco Bank have in adequate CRAR.

Table 8.14- Financial Targets and Achievements of works executed by Labour & Construction Societies.

Year	Target (₹ in crore)	Achievement (₹ in crore)	%age
2014-15	335	178.98	53.42
2015-16	250	170.86	68.34
2016-17	300	252.32	84.11
2017-18	350	431.14	123.18
2018-19	450	468.55	104.12

Source: Registrar, Cooperative Societies, Haryana.

Haryana State Cooperative Agriculture and Rural Development Bank Ltd.

8.107 The HSCARDB has advanced ₹ 4,073.37 lakh from 1.4.2019 to 31.12.2019. Under “Timely Repayment Interest Subvention

Scheme”, 74,649 (appx.) loanees farmers have availed the benefits of ₹ 67.92 crore from 27.8.2014 to 31.03.2019. Under “One Time Settlement (OTS) Scheme-2019”, 10,003 defaulters loanees have availed the benefits of ₹ 78.44 crore.

Annexure 1.1 Annual Index of Industrial Production

(Base Year 2011-12=100)

Group Description		Weight	Index		
			2013-14	2014-15	2015-16
10	Manufacture of Food Products	83.50	109.9	135.4	170.2
11	Manufacture of Beverages	12.57	75.9	78.5	79.3
12	Manufacture of Tobacco Products	0.75	105.0	112.9	120.8
13	Manufacture of Textiles	40.43	169.7	203.8	198.1
14	Manufacture of Wearing Apparel	49.68	101.7	119.0	123.2
15	Manufacture of Leather and related Products	27.44	94.6	98.9	103.9
16	Manufacture of Wood & Products of Wood & Cork, except Furniture; Manufacture of Articles of Straw & Articles of Straw & Plaiting Materials	3.09	209.6	186.3	177.1
17	Manufacture of Paper & Paper Products	9.27	101.7	103.9	119.1
18	Printing and Reproduction of Recorded Media	4.16	155.7	160.6	156.7
19	Manufacture of Crude and Refined Petroleum Products	0.41	83.7	91.0	110.5
20	Manufacture of Chemical and Chemical Products	23.19	124.2	113.7	108.7
21	Manufacture of Pharmaceuticals, Medicinal Chemical and Botanical Products	13.34	112.2	120.9	132.2
22	Manufacture of Rubber and Plastic Products	22.53	88.2	86.8	90.3
23	Manufacture of other Non Metallic Products	18.73	89.7	112.6	108.2
24	Manufacture of basic metals	48.60	104.5	104.7	100.4
25	Manufacture of fabricated metal products, except machinery and equipment	32.54	126.8	145.9	123.5
26	Manufacture of computer, electronic and optical products	11.16	101.1	121.2	125.2
27	Manufacture of electrical equipment	58.22	111.2	115.1	118.2
28	Manufacture of machinery equipment n.e.c	106.63	130.9	125.3	170.3
29	Manufacture of motor vehicles, trailers and semi trailers	230.72	105.2	109.9	111.4
30	Manufacture of other transport equipment	121.25	118.3	115.1	116.2
31	Manufacture of furniture	0.41	72.5	77.5	93.0
32	Other Manufacturing	9.21	219.9	135.8	138.7
	Manufacturing	927.83	114.7	120.3	128.7
	Electricity	72.17	109.7	119.5	92.5
	General Index	1000	114.4	120.3	126.1

Source: - Department of Economic & Statistical Analysis, Haryana.

Annexure 1.2 Growth of Industry Product Groups (IIP Base year 2011-12=100)

Industry Group	Weight	2013-14	2014-15	2015-16	
Manufacturing	927.83	114.7	120.3	128.7	
Industrial Groups with growth rates above 10% during 2015-16					
10	Manufacture of Food Products	83.50	14.0	23.2	25.7
17	Manufacture of Paper & Paper Products	9.27	2.5	2.2	14.7
19	Manufacture of Crude and Refined Petroleum Products	0.41	-15.6	8.8	21.4
28	Manufacture of machinery equipment n.e.c	106.63	4.0	-4.2	35.8
31	Manufacture of furniture	0.41	-23.3	6.9	20.0
Industry Groups with growth rates between 5% to 10% during 2015-16					
12	Manufacture of Tobacco Products	0.75	6.5	7.6	7.0
15	Manufacture of Leather and related Products	27.44	2.7	4.5	5.1
21	Manufacture of Pharmaceuticals, Medicinal Chemical and Botanical Products	13.34	2.7	7.7	9.4
Industry Groups with growth rates below 5% during 2015-16					
11	Manufacture of Beverages	12.57	-13.2	3.4	1.0
14	Manufacture of Wearing Apparel	49.68	3.3	17.0	3.5
22	Manufacture of Rubber and Plastic Products	22.53	15.6	-1.6	4.1
26	Manufacture of computer, electronic and optical products	11.16	-11.7	19.9	3.2
27	Manufacture of electrical equipment	58.22	10.3	3.6	2.6
29	Manufacture of motor vehicles, trailers and semi trailers	230.72	6.6	4.5	1.4
30	Manufacture of other transport equipment	121.25	2.0	-2.8	1.0
32	Other Manufacturing	9.21	81.3	-38.2	2.2
Industrial Groups with negative growth rates during 2015-16					
13	Manufacture of Textiles	40.43	24.4	20.1	-2.8
16	Manufacture of Wood & Products of Wood & Cork, except Furniture; Manufacture of Articles of Straw & Articles of Straw & Plaiting Materials	3.09	48.3	-11.1	-4.9
18	Printing and Reproduction of Recorded Media	4.16	14.0	3.1	-2.4
20	Manufacture of Chemical and Chemical Products	23.19	19.4	-8.5	-4.4
23	Manufacture of other None Metallic Products	18.73	-7.1	25.5	-3.9
24	Manufacture of basic metals	48.6	-2.3	0.2	-4.1
25	Manufacture of fabricated metal products, except machinery and equipment	32.54	28.8	15.1	-15.4

Source: - Department of Economic & Statistical Analysis, Haryana.

Annexure 2.1- Receipts of Haryana Government

(₹ in crore)

Items	2016-17	2017-18	2018-19 (RE)	2019-20 (BE)
1 Revenue Receipts (A+B)	52496.82	62694.87	76828.11	82219.41
A) State's Own Sources (a+b)	40221.80	50212.23	60066.16	61129.95
a) State's Own Tax Revenue (i to ix)	34025.71	41099.38	50946.00	51105.00
i) Land Revenue	16.09	18.07	20.00	25.00
ii) State Excise	4613.13	4966.21	6450.00	7000.00
iii) Sales Tax	23488.41	15608.92	11290.00	10900.00
iv) Taxes on Vehicles	1583.06	2777.56	2950.00	3500.00
v) Stamps & Registration	3282.64	4192.49	6000.00	6500.00
vi) Taxes on Goods & Passenger	594.59	2317.47	21.00	0.00
vii) Taxes & Duties on Electricity	275.69	306.03	330.00	330.00
viii) Other Taxes & Duties on Commodities & Services	172.10	79.19	125.00	100.00
ix) State Goods and Service Tax (SGST)	-	10833.44	23760.00	22750.00
b) State's Own Non-Tax Revenue (i to v)	6196.09	9112.85	9120.16	10024.95
i) Interest Receipts	2309.79	2227.82	1862.08	1622.58
ii) Dividends & Profits	5.90	7.53	24.97	25.64
iii) General Services	318.50	656.37	531.62	523.51
iv) Social Services	1455.41	3896.79	4138.34	4656.55
v) Economic Services	2106.49	2324.34	2563.15	3196.67
B) Central Sources (c+d)	12275.02	12482.64	16761.95	21089.46
c) Share in Central Taxes	6597.45	7297.52	8254.60	11216.64
d) Grant- in- aid from Central Government	5677.57	5185.12	8507.35	9872.82
2 Capital Receipts (i to iii)	27284.61	25495.28	25950.98	29689.43
i) Recoveries of Loans	973.23	6340.93	5378.32	5449.44
ii) Misc. Capital Receipts	26.27	39.87	40.00	1778.00
iii) Borrowings and Other Liabilities	26285.11	19114.48	20532.66	22461.99
Total Receipts (1+2)	79781.43	88190.15	102779.09	111908.84

RE-Revised Estimates, BE–Budget Estimates
Source : State Budget Documents.

Annexure 2.2- Expenditure of Haryana Government

(₹ in crore)

Items	2016-17	2017-18	2018-19 (RE)	2019-20 (BE)
1. Revenue Expenditure (A+B+C)	68403.43	73257.35	85334.81	94241.90
A Developmental (i+ii)	46348.70	46168.16	55393.74	58884.53
i) Social Services	25473.49	28061.34	33034.86	36114.22
ii) Economic Services	20875.21	18106.82	22358.88	22770.31
B Non-Developmental (i to v)	21630.78	26698.67	29715.35	35357.37
i) Organs of State	818.43	934.06	1089.18	1456.62
ii) Fiscal Services	392.30	432.87	602.94	666.27
iii) Interest Payment & Servicing of Debt.	10541.91	11961.27	13846.56	16632.62
iv) Administrative Services	4178.55	4572.76	5695.51	5934.33
v) Pensions & Miscellaneous General Services	5699.59	8797.71	8481.16	10667.53
C Others*	423.95	390.52	225.72	0.00
2. Capital Expenditure (D+E)	11378.00	14932.80	17444.28	17666.94
D Developmental (i+ii)	10915.66	14395.53	16194.53	16087.12
i) Social Services	1592.36	3237.39	4809.01	4467.12
ii) Economic Services	9323.30	11158.14	11385.52	11620.00
E Non-Developmental (i+ii)	462.34	537.27	1249.75	1579.82
i) General Services	399.37	480.90	1197.13	1471.82
ii) Loans for Govt. Servant other than Housing	62.97	56.37	52.62	108.00
3. Total Expenditure(1+2=4+5+6)	79781.43	88190.15	102779.09	111908.84
4. Total Developmental Expd. (A+D)	57264.36	60563.69	71588.27	74971.65
5. Total Non-Developmental Expd. (B+E)	22093.12	27235.94	30965.10	36937.19
6. Others* (C)	423.95	390.52	225.72	0.00

RE- Revised Estimates, BE–Budget Estimates

*Compensation & assignment to Local Body and Panchayati Raj Institutions.

Source : State Budget Documents.

Annexure 2.3- Financial Position of Haryana Government

(₹ in crore)

Items	2016-17	2017-18	2018-19 (RE)	2019-20 (BE)
1. Opening Balance				
According to Books of				
a) AG	(-)733.40	426.73	(-)489.58	(-)327.75
b) RBI	(-)736.51	433.96	(-)525.49	(-)363.66
2. Revenue Account				
a) Receipts	52496.82	62694.87	76828.11	82219.41
b) Expenditure	68403.43	73257.35	85334.81	94241.90
c) Surplus/Deficits	(-)15906.61	(-)10562.48	(-)8506.70	(-)12022.49
3. Misc. Capital Receipts	26.27	39.87	40.00	1778.00
4. Capital Outlay	6863.09	13537.91	15963.65	16259.67
5. Public Debt				
a) Debt Incurred	28169.52	21489.76	34772.66	42767.35
b) Repayments	5275.84	6338.85	17596.31	20257.15
c) Net	22893.68	15150.91	17176.35	22510.20
6. Loans & Advances				
a) Advances	4514.91	1394.89	1480.63	1407.27
b) Recoveries	973.23	6340.93	5378.32	5449.44
c) Net	(-)3541.68	4946.04	3897.69	4042.17
7. Inter State Settlement	-	-	-	-
8. Appropriation to Contingency Fund	-	-	-	-
9. Contingency Fund (Net)	-	-	-	-
10. Small Saving, Provident Fund etc. (Net)	1114.89	1226.31	802.00	453.00
11. Deposits & Advances, Reserve Funds and Suspense & Misc. (Net)	3379.02	1846.04	2723.14	(-)303.01
12. Remittances (Net)	57.66	(-)25.09	(-)7.00	(-)50.00
13. Net (On Year's Account)	1160.14	(-)916.13	161.83	148.20
14. Year's Closing Balance				
According to Books of				
a) AG	426.73	(-)489.58	(-)327.75	(-)179.55
b) RBI	433.96	(-)525.49	(-)363.66	(-)1215.46

RE- Revised Estimates, BE–Budget Estimates

Source: State Budget Documents.

Annexure 2.4- Budgetary Expenditure of Haryana Govt. as per Economic Classification

(₹ in crore)

Items	2016-17	2017-18	2018-19 (RE)	2019-20 (BE)
I Administrative Departments (1 to 7)	74515.93	83041.19	97544.97	104294.33
1. Consumption Expenditure (i+ii+iii)	24822.84	29240.42	34327.00	38094.01
i) Compensation of Employees	21640.00	26116.37	28510.90	30516.38
ii) Net Purchase of Commodities & Services including Maintenance	2939.21	2847.74	5303.04	7124.97
iii) Transfers in kind	243.63	276.31	513.06	452.66
2. Current Transfers*	27292.58	30797.39	36690.77	41319.28
3. Gross Capital Formation	3950.13	6507.72	8809.46	8700.27
4. Capital Transfers	11948.15	9147.22	10239.86	10093.65
5. Net Purchase of Financial Assets	1965.66	5709.94	5598.67	4205.33
6. Loans & Advances	4514.92	1394.89	1480.63	1407.27
7. Net purchase of Physical Assets	21.65	243.61	398.58	474.52
II Departmental Commercial Undertakings (1 to 6)	4328.17	4911.83	6086.86	6320.68
1. Purchase of Goods & Services including Maintenance	1269.68	1328.38	1595.94	1632.33
2. Compensation of Employees	1548.89	1833.67	2540.17	2643.91
3. Consumption of Fixed Capital (Depreciation)	40.88	43.89	43.91	43.92
4. Interest	662.99	664.65	680.17	680.16
5. Gross Capital Formation	716.47	975.62	1147.52	1225.36
6. Net Purchase of Physical Assets	89.26	65.62	79.15	95.00
Total Expenditure(I+II)	78844.10	87953.02	103631.83	110615.01

RE –Revised Estimates, BE – Budget Estimates

* Current Transfers also include subsidies & interest.

Source: State Budget Documents/Deptt. of Economic and Statistical Analysis, Haryana.