



TRIPURA AT A GLANCE-2020



DIRECTORATE OF ECONOMICS & STATISTICS
PLANNING (STATISTICS) DEPARTMENT
GOVERNMENT OF TRIPURA, AGARTALA.

www.ecostat.tripura.gov.in

PREFACE

The present issue of the '*TRIPURA AT A GLANCE-2020*' which is the 36th edition in the series provides data on various socio-economic scenario of the State. The publication highlights a consolidated picture of key activities of the the Government in brief for the year 2019-20. The entire data have been abridged into 42-segments showing the latest scenario of the development of the state.

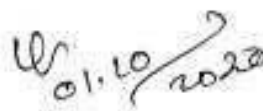
This Directorate of Economics & Statistics (DES) is thankful to all concerned line Departments for providing timely inputs and co-operation for bringing out the publication in the present form.

It is hoped that the publication would be useful inter alia to planners, policy makers, academicians as well as researchers to make our State even more prosperous.

The Officers and Staff of the Publication Unit have done a good team work in bringing out the publication under the guideline of Sri A. K. Chanda, Joint Director of the Directorate.

Comments/suggestions for its further improvement would be highly appreciated.

Dated, Agartala,
the 01/10/2020.


(D. Debbarma)
Director

Officer and Staff of Research and Publication Unit associated with the publication

Joint Director
Sri A.K. Chanda.

District Statistical Officer
Sri Paul S. Darlong

Statistical Officer
Smt. Sangita Talapatra

Assistant Statistical Officer
Sri Hiranmoy Jamatia

Inspector
Md. Humayun Kabir.

Investigator
Smt. Jayanti Roy.

Assistant Investigator
Smt. Lipika Ghosh (Dasgupta).

Research & Publication Unit.
Directorate of Economics & Statistics, Government
of Tripura, Shankar Chowmuhani, Agartala,
Website: <https://ecostat.tripura.gov.in>
Phone No.:(0381)232-2261/2326371

SL.NO.	CONTENTS	PAGENO
1	GENERALINFORMATION	1
2	POPULATION&LITERACY	1-4
3	ADMINISTRATIVESET-UP	4
4	LANDUTILIZATION	4
5	CLIMATE	5
6	GROSSSTATEDOMESTICPRODUCT	5
7	PUBLICFINANCE	5-6
8	IRRIGATION	6
9	AGRICULTURE	7
10	AGRICULTURALCENSUS	7
11	FOREST	7-8
12	RUBBER	8
13	FISHERIES	8
14	LANDALLOTMENT	8
15	ANIMALRESOURCEDEVELOPMENTDEPARTMENT	8-9
16	CLASSIFICATIONOFWORKER	9
17	FOODCIVILSUPPLIES&CONSUMERAFFAIRS	9
18	EMPLOYMENT&MANPOWERSTATISTICS	9-10
19	SIXTH&SEVENTHECONOMICCENSUS	10
20	INDUSTRIES&COMMERCE	10
21	FACTORIES&BOILERS	10
22	HANDICRAFT	10
23	HANDLOOM	10
24	SERICULTURE	11

SL.NO.	CONTENTS	PAGENO
25	ELECTRICITY	11
26	CO-OPERATIVE	11
27	RURALDEVELOPMENT	11-12
28	ROAD&TRANSPORT	12-13
29	COMMUNICATION	13
30	BANKING	13-14
31	SMALLSAVINGS	14
32	LIFEINSURANCE	14
33	EDUCATION	14-16
34	SOCIALWELFARE&SOCIALEDUCATION	16-18
35	YOUTHAFFAIRS&SPORTS	18-19
36	HEALTH&HYGIENE	19-20
37	FAMILYWELFARE	20
38	INFORMATION&TOURISM	20-21
39	POLICE&CRIME	21
40	FIREACCIDENTS	21
41	TRIPURATRIBALAREASAUTONOMOUSDI STRICTCOUNCIL	21-22
42	MISCELLANEOUS	22-23

TRIPURA AT A GLANCE 2020

1) AREA:	
a) Total area (in sq km)	10,491.69
b) Altitude at Agartala (in mtr)	12.80
c) Location	
i) Latitude (North)	23°45'N
ii) Longitude (East)	91°30'E
iii) Extreme length (in km)	183.5
iv) Extreme width (in km)	112.7
v) Border with Bangladesh (in km)	856
vi) Border with Mizoram (in km)	109
vii) Border with Assam (in km)	53
2) POPULATION & LITERACY RATE:	
a) i) Estimated population, 2019-20	40,12,000
ii) Census population, 2011	36,73,917
iii) Male, Census 2011	18,74,376
iv) Female, Census 2011	17,99,541
v) Rural, Census 2011	27,12,464
vi) Urban, Census 2011	9,61,453
vii) Children (0-6 yrs.), Census 2011	4,58,014
viii) Density (per sq km), Census 2011	350
ix) Sex ratio, Census 2011	960
x) Percentage of decadal variation, (2001-11)	14.84
xi) Overall literacy rate (%), Census 2011	87.2
xii) Male literacy rate (%), Census 2011	91.5
xiii) Female literacy rate (%), Census 2011	82.7
xiv) Scheduled Tribe literacy rate (%), Census 2011	79.05
xv) Scheduled Caste literacy rate (%), Census 2011	89.45
xvi) Overall literacy rate (%), 2014	91.1
xvii) Male literacy rate (%), 2014	94.6
xviii) Female literacy rate (%), 2014	87.2
b) LIFE EXPECTANCY AT BIRTH (THDR-2007)	
i) Male	71
ii) Female	74
c) TOTAL FERTILITY RATE (TFR), NFHS-4 (2015-16)	1.7
d) TENTATIVE DISTRICT-WISE POPULATION BASED ON CENSUS-2011:	
1) WEST TRIPURA DISTRICT:	
i) Total	9,18,200
ii) Male	4,66,152
iii) Female	4,52,048
iv) Overall literacy rate (%)	91.07
v) Male literacy rate (%)	94.04
vi) Female literacy rate (%)	88.01
vii) Female per thousand males	970

2)	SEPAHIJALADISTRICT:	
	i) Total	4,83,687
	ii) Male	2,47,829
	iii) Female	2,35,858
	iv) Overall literacy rate(%)	84.78
	v) Male literacy rate(%)	89.80
	vi) Female literacy rate(%)	79.49
	vii) Female per thousand males	952
3)	KHOWAIDISTRICT:	
	i) Total	3,27,564
	ii) Male	1,67,401
	iii) Female	1,60,163
	iv) Overall literacy rate(%)	87.78
	v) Male literacy rate(%)	92.17
	vi) Female literacy rate(%)	83.17
	vii) Female per thousand males	957
4)	SOUTHTRIPURADISTRICT:	
	i) Total	4,30,751
	ii) Male	2,20,162
	iii) Female	2,10,589
	iv) Overall literacy rate(%)	84.68
	v) Male literacy rate(%)	89.96
	vi) Female literacy rate(%)	79.16
	vii) Female per thousand males	957
5)	GOMATIDISTRICT:	
	i) Total	4,41,538
	ii) Male	2,25,428
	iii) Female	2,16,110
	iv) Overall literacy rate(%)	84.50
	v) Male literacy rate(%)	89.94
	vi) Female literacy rate(%)	78.90
	vii) Female per thousand males	959
6)	NORTHTRIPURADISTRICT:	
	i) Total	4,17,441
	ii) Male	2,12,650
	iii) Female	2,04,791
	iv) Overall literacy rate(%)	87.90
	v) Male literacy rate(%)	91.27
	vi) Female literacy rate(%)	84.39
	vii) Female per thousand males	963
7)	UNAKOTIDISTRICT:	
	i) Total	2,76,506
	ii) Male	1,40,210
	iii) Female	1,36,296

	iv) Overall literacy rate(%)	86.91
	v) Male literacy rate(%)	90.92
	vi) Female literacy rate(%)	82.79
	vii) Female per thousand males	972
8)	DHALAIDISTRICT:	
	i) Total	3,78,230
	ii) Male	1,94,544
	iii) Female	1,83,686
	iv) Overall literacy rate(%)	85.72
	v) Male literacy rate(%)	91.31
	vi) Female literacy rate(%)	79.79
	vii) Female per thousand males	944
e)	SCHEDULE CASTE POPULATION, CENSUS 2011:	
	i) Total	6,54,918
	a) Male	3,34,370
	b) Female	3,20,548
	ii) Proportion of SC population	17.8
	iii) SC females per thousand males	959
f)	SCHEDULE TRIBE POPULATION, CENSUS 2011:	
	i) Total	11,66,813
	a) Male	5,88,327
	b) Female	5,78,486
	ii) Proportion of ST population	31.8
	iii) ST females per thousand males	983
g)	POPULATION BY RELIGION, CENSUS 2011:	
	i) Hindu	3063903
	ii) Muslim	316042
	iii) Christians	159882
	iv) Buddhists	125385
	v) Sikhs	1070
	vi) Jains	860
	vii) Others	1514
	viii) Religion not stated	5261
h)	VITAL RATES, 2018:	
	i) Birth rate, per '000 population	13.0
	ii) Death rate, per '000 population	5.5
	iii) Natural growth rate, per '000 population	7.5
	iv) Infant Mortality rate, per '000 population	27
i)	HOUSING AND AMENITIES, CENSUS-2011:	
	i) Occupied Census Houses	10,24,903
	ii) Housing stock (Fully & partly)	8,40,105
	iii) Households	8,55,556
	iv) Occupied Census Houses used as residence	8,26,686
	v) Proportion of households availing banking facilities	79.2

vi)	Proportionofhouseholdshavingradio/transistor	12.8
vii)	ProportionofhouseholdshavingTelevision	44.9
viii)	ProportionofhouseholdshavingTelephoneincludingmobile	48.1
ix)	Proportionofhouseholdshavingscooter/motorcycle/moped	8.2
x)	ProportionofhouseholdshavingCar/Jeep/Van	2.2
xi)	Proportionofhouseholdshavingbi-cycle	39.3
xii)	ProportionofhouseholdshavingComputer/Laptopwithinternet	1.0
xiii)	ProportionofhouseholdshavingComputer/Laptopwithoutinternet	6.3
xiv)	Noneofthespecifiedassessment	27.8
3)	ADMINISTRATIVESET-UP2019-20:	
a)	Districts	8
b)	AutonomousDistrictCouncil	1
c)	Sub-Divisions	23
d)	Blocks	58
e)	RevenueCircles	45
f)	Tehsils	222
g)	RevenueMoujas	897
h)	MemberofParliaments(including1-RajyaSabha)	3
i)	MemberofTripuraLegislativeAssembly	60
j)	MemberofTripuraTribalAreasAutonomousDistrictCouncil(TTAADC)-(including2-nominatedMember)	30
k)	PANCHAYATIRAJ INSTITUTIONS,2019-20 :	
i)	ZillaParishads	8
ii)	ElectedmemberofZillaParishads	116
iii)	WomenelectedmemberofZillaParishads	56
iv)	PanchayatSamities	35
v)	ElectedmemberofPanchayatSamities	419
vi)	WomenelectedmemberofPanchayatSamities	217
vii)	Grams(outside-ADC)	591
viii)	ElectedmemberofGramPanchayats(outside-ADC)	6,111
ix)	WomenelectedmemberofGramPanchayats	3,113
x)	VillageCommittees(inside-ADC)	587
xi)	ElectedmembersofVillageCommittees	4,597
xii)	Rurallocalbodies(i+iv+vii+x)	1,221
xiii)	Electedmembersinrurallocalbodies(ii+v+viii+xi)	11,243
xiv)	BlockAdvisoryCommittee(BAC)	40
4)	LANDUTILISATION,2019-20(Provisional):	
i)	Totalgeographicalarea(ha)	10,49,169
ii)	Forestarea(ha)	6,29,426
iii)	Areasownmorethanonce(ha)	2,31,452
iv)	Currentfallowland(ha)	1,055
v)	Grosscroppedarea(ha)	4,87,000
vi)	Netcroppedarea(ha)	2,55,548

5) CLIMATE, 2019:		
a)	Normalannualrainfall(mm)	2213.4
b)	Averageactualannualrainfall(mm)	2111.7
c)	Highestannualrainfall(mm)(Kamalpur)	4417.4
d)	Normalrainydays	99.2
e)	Actualrainydays	88.3
f)	Lowestannualrainfall(mm)(Bishalgarh)	854.5
6) GROSS/NETSTATEDOMESTICPRODUCT(GSDP&NSDP)&PERCAPITAINCOME, 2019-20 (Advance)WITH2011-12 BASE :		
a)	GrossStateDomesticProduct(GSDP)	
i)	Atcurrentprices(Rsincrore)	55358.08
ii)	Atconstantprices(2011-12)(Rsincrore)	40526.83
b)	NetStateDomesticProduct(NSDP)	
i)	Atcurrentprices(Rsincrore)	49600.55
ii)	Atconstantprices(2011-12)(Rsincrore)	35821.28
c)	PerCapitalIncome	
i)	Atcurrentprices(inRs)	123630
7) PUBLICFINANCE, 2020-21:		
a)	RECEIPT(RS.INCRORE)	
i)	2018-19(Actual)	
a)	Revenuerceipt	12030.90
b)	Capitalreceipt	2170.64
c)	Totalreceipt	14201.54
ii)	2019-20(Revised)	
a)	Revenuerceipt	13726.09
b)	Capitalreceipt	3106.0
c)	Totalreceipt	16832.09
iii)	2020-21(BE)	
a)	Revenuerceipt	17011.19
b)	Capitalreceipt	2569.00
c)	Totalreceipt	19580.19
b)	EXPENDITURE(RS.INCRORE)	
i)	2018-19(Actual)	
a)	RevenueExpenditure	11889.20
b)	CapitalExpenditure	1980.04
c)	TotalExpenditure	13869.24
ii)	2019-20(Revised)	
a)	RevenueExpenditure	15818.81
b)	CapitalExpenditure	2370.32
c)	TotalExpenditure	18189.13
iii)	2020-21(BE)	
a)	RevenueExpenditure	17252.12
b)	CapitalExpenditure	2639.48
c)	TotalExpenditure	19891.60

c)	EXPENDITURE BY CLASSIFICATION (RS. IN CRORE)	
	i) 2018-19 (Actual)	
	1. Statehead:	11653.83
	a) Salary & Wages	5720.97
	b) Pension & other Retirement benefits	2036.49
	c) Payment of Interest	1018.95
	d) Repayment of Loans	498.05
	e) Other Expenditure	2379.37
	2. All central sponsored schemes:	2215.41
	ii) 2019-20 (RE)	
	1. State Head:	13850.98
	a) Salary & Wages	6068.51
	b) Pension & other Retirement benefits	2524.85
	c) Payment of Interest	1142.39
	d) Repayment of Loans	886.52
	e) Assistance from National Disaster Response Fund O (NDRF)	100.25
	f) Other Expenditure	3128.46
	2. All central sponsored schemes:	4338.15
	iii) 2020-21 (BE)	
	1. State Head:	15120.28
	a) Salary & Wages	6147.35
	b) Pension & other Retirement benefits	2740.44
	c) Payment of Interest	1256.93
	d) Repayment of Loans	729.34
	e) Other Expenditure	4246.22
	2. All central sponsored schemes:	4771.32
d)	State's own tax Revenue (Rs. in crore)	
	i) 2018-19 (Actual)	1765.91
	ii) 2019-20 (Revised)	2185.26
	iii) 2020-21 (BE)	2439.00
e)	Revenue surplus (+) / Deficit (-) (Rs. in crore)	
	i) 2018-19 (Actual)	141.70
	ii) 2019-20 (Revised)	(-)2092.72
	iii) 2020-21 (BE)	(-)240.93
f)	Fiscal Surplus (+) / Deficit (-) (Rs. in crore)	
	i) 2018-19 (Actual)	(-)1339.70
	ii) 2019-20 (Revised)	(-)3574.51
	iii) 2020-21 (BE)	(-)2149.07
8)	IRRIGATION, 2019-20:	
	a) Cultivable area (ha)	2,55,241
	b) Irrigable area (ha) (60% of cultivable land)	1,53,145
	c) Area brought under irrigation (ha) (RD, Agri, Forest & ADC)	1,17,894
	d) Area utilized (ha)	81,238

9) AGRICULTURE, 2019-20(Provisional):

a) Production of crops:	
i) Rice(MT)	809250
ii) Wheat(MT)	359
iii) Sugarcane(MT)	37340
iv) Cotton(Bale=170kg)	1140
v) Jute(Bale=180kg)	5600
vi) Mesta(Bale=180kg)	3936
vii) Pulses(MT)(Kharif&Rabi)	19488
viii) Oilseed(Kharif&Rabi)(MT)	14735
ix) Maize(MT)	23445
b) Regulated agricultural market	21
c) Cropping intensity(%)	191
d) Jhum productivity(kg/ha)	1045
e) Cold storage	14
i) Government	11
ii) Private	3
f) Mango(MT)(P)	52254
g) Pineapple(MT)(P)	140402
h) Orange(MT)(P)	21076
i) Jackfruit(MT)(P)	133032
j) Banana(MT)(P)	110224
k) Coconut(MT)(P)	12678
l) Potato(MT)	146691
m) Summer vegetable(MT)(P)	304686
n) Winter vegetable(MT)(P)	409080
o) Kisan Credit Cards Distributed(crop loan)	56651
p) Amount disbursed through KCC(crop loan)(Rs. in lakhs)	25700.75

10) AGRICULTURAL CENSUS, 2015-16:

a) SC-operational holdings	1,15,853
b) SC-area operated(inha)	42330
c) ST-operational holdings	1,64,085
d) ST-area operated(inha)	1,24,557
e) Total operational holdings	5,73,194
f) Total area operated(inha)	2,81,785

11) FORESTRY, 2019-20:

a) Total Forest area(sqkm)	6294.287
b) Unclassified Government Forest(sqkm.)	2,116.874
c) Reserve Forest(sqkm)	3588.183
d) Proposed Reserved Forest(sqkm)	587.633
e) Protected Forest(sqkm)	1.597
f) Development expenditure on forestry(Rs in crore)	33.7289
g) Revenue earned(Rs in crore)	13.3795
h) Wildlife sanctuary	4

i)	NationalPark	2
j)	JointForestManagementCommittees(JFMCs)families	1,052
k)	MembershipofJFMCs	93512
l)	ProjectareaofJFMCs(ha)	2,26,525.07
m)	Afforestationarea(ha)inJFMC	99,619.47
n)	PattapassbookissuedunderSOTFD(asperdatafurnishedbyTribalWelfareDepartment)	127931
12)	RUBBER, 2019-20:	
a)	Totalareaofrubber(ha)	85453.63
b)	Matureareaofrubber(ha)	69837.00
c)	Immatureareaofrubber(ha)	15616.63
d)	Productionofrubber(kg/ha)	83701.23
13)	FISHERIES, 2019-20(P):	
a)	Culturearea(ha)	28953.31
b)	Capturearea(ha)	7878.76
c)	Waterareaforpisciculture(ha)	28085.41
d)	Productionoffish(MT)	77630.00
e)	Seedproduction	
i)	Fish seed(lakhs)	4603.0845
ii)	Prawnseed(Govt.farm)(lakhs)	3.78
f)	FishFarmer'sDevelopmentAgencies	4
g)	Fishfeedplants	14
h)	FishermanCo-operativeSocieties	201
i)	Selp-HelpGroups	813
j)	Soilandwatertestinglaboratories	27
k)	Fishfeedanalysislaboratories	3
l)	FishHealthInvestigationCentre	1
m)	PabdaHatchery	4
14)	LANDALLOTMENT, 2019-20:	
a)	LandallottedtolandlessfamiliesLan	Nil
b)	dallottedtohomelessfamilies	217
c)	LandallottedtobothlandlessandhomelessfamiliesAre	28
d)	aoflandallottedtolandlessfamilies(acres)Areaofland	Nil
e)	allottedtohomelessfamilies(acres)	7.990
f)	Areaoflandallottedtobothlandless&homelessfamilies(acres)	1.68
15)	ANIMALRESOURCEDEVELOPMENTDEPARTMENT, 2019-20:	
a)	Veterinaryhospitals	16
b)	Veterinarydispensaries	60
c)	Stock-mansub-centres	458
d)	ArtificialInseminationcentres	11
e)	Governmentveterinaryfarms	21
f)	DiseaseInvestigationlaboratory	4
g)	Feedanalyticallaboratory	1
h)	TrainingInstitute	1

i)	Feedmixingplants	4
j)	Productionofegg(Crore)	29.50
k)	Productionofmilk(000'Tonnes)	197.27
l)	Productionofmeat(000'Tonnes)	50.84
m)	Productionofdayoldchicks(Govt.farms)	161941
n)	Productionofdayoldducklings(Govt.farms)	25532
o)	Productionofpiglet(Govt.farms)	3829
p)	ProductionofrabbitKid(Govt.farms)	402
q)	Artificialinseminateddone	144124
r)	Calfborn	49716
s)	Veterinarymedicine-store	4
t)	Percapitaavailabilityofmilk/head/daily(gram)	136
u)	Percapitaavailabilityofegg/head/year(Nos.)	74
v)	Percapitaavailabilityofmeat/head/year(kg.)	12.83
w)	Productionofegg(Govt.farm)(Nos.)(Poultry:378050Duck:153079)531129	
x)	Productionofgoatkid(Govt.farm)	225
16) CLASSIFICATIONOFWORKER,CENSUS-2011		
a)	Totalworkers	14,69,521(100%)
b)	Cultivators	2,95,947(20.14%)
c)	Agriculturelabourers	3,53,618(24.06%)
d)	Householdindustries	41,496(2.82%)
e)	Otherworkers	7,78,460(52.97%)
17) FOOD,CIVILSUPPLIES&CONSUMERAFFAIRS,2019-20:		
a)	FairPriceShops	1,813
b)	Averagemonthlyrequirementofrice(PDS)(MT)	19,260
c)	Averagemonthlyrequirementofwheat(PDS)(MT)	3,122.2
d)	Averagemonthlyrequirementofsalt(PDS)(MT)	1,853
e)	Averagemonthlyrequirementofsugar(PDS)(MT)	920
f)	Averagemonthlyrequirementofmasurdal(PDS)(MT)	920
g)	AveragemonthlyrequirementofkeroseneoilPDS(KL)	2,112
h)	LPGoutletsintheState(including6LPGagenciesofBSF/ AssamRifles/ Military&CRPF)	71
i)	LPGconsumers	7,38,394
j)	APLRationcards	3,40,651
k)	PriorityGroupRationcards	4,70,126
l)	AAyrationscards	1,08,718
m)	Rationcards	9,19,495
n)	BeneficiariesunderAnnapurnaScheme	—
o)	Statefoodgodowns	127
p)	Outletsforpetrol/dieselinthestate	68
q)	RationingPopulationintheState	37,04,366
18) EMPLOYMENT&MANPOWERSTATISTICS,2019-20:		
a)	EmploymentExchanges	6
b)	EmploymentInformationBureau	13

c)	Applicants on live register in Employment Exchange (as on 31 st March, 2020)	1,84,819
d)	Coaching centers for joint entrance examinations	Nil
e)	reer counseling	95
f)	Differently able (as on 31 st March, 2020)	2308
g)	Career exhibition	14
h)	Model Career centre	2
i)	Candidates recommended for employment by Tripura Public Service Commission	192
k)	Regular employees including fixed pay (as on 31 st December, 2019)	
a)	Group-A	4,839
b)	Group-B	4,478
c)	Group-C	80,884
d)	Group-D	20,316
e)	Total no. of regular employees including fixed pay	1,10,517
f)	Total no. DRW/Contingent/PTW/Contract/Adhoc/Temporary/Permanent Labour/Casual Worker/Outsourced/Scheme Workers/Others (as on 31 st December, 2019)	41,239
g)	Total no. of regular employees (including fixed pay) + DRW/Contingent/PTW/Contract/Scheme Workers etc. (1,10,517+41,239)	1,51,756
19) (a) SIXTH ECONOMIC CENSUS-2013:-		
i)	Total enterprises	2,36,773
ii)	Total workers	4,04,024
(b) SEVENTH ECONOMIC CENSUS-2019-20 (Provisional):-		
i)	Total enterprises	4,73,859
ii)	Total workers	7,72,081
20) INDUSTRIES & COMMERCE, 2019-20:		
a)	Industrial Estates	5
b)	Industrial area	1
c)	Industrial growth center	2
d)	Public Sector Undertakings	4
g)	Value of export (Rs. in crore)	30.34
h)	Value of import (Rs. in crore)	644.78
21) FACTORIES, 2019-20:		
a)	Registered Factories u/s 2m(i)	848
b)	Registered Factories u/s 2m(ii)	09
c)	Registered Factories u/s 85 (1 st Schedule)	09
22) HANDICRAFTS, 2019-20:		
a)	Production (Rs. in crore)	1.04
b)	Artisans (Nos.)	1,81,000
23) HANDLOOM, 2019-20:		
a)	Textiles produced (Million Sq. Mtr.)	3.68
b)	Weavers (as per census 2018-19)	1,37,445
c)	Value (Rs. in crore)	18.879

24) SERICULTURE, 2019-20:	
a) Production of raw silk (MT)	2.6
b) Production of mulberry cocoon (MT)	30
c) Area under mulberry cultivation (acre)	5100
25) ELECTRICITY, 2019-20:	
a) Power generated (mu)	705.12
b) Power purchased (mu)	2459.42
c) Transmission line (132kv & 66kv) (ckt Km.)	980
d) Consumers	8,81,471
e) Villages electrified	1,178
f) Amount of revenue earned (Rs in crore)	562.49
g) Distribution line (ckt. KM)	50,804
h) Proportion of electrified habitations	100 %
i) Villages Un-electrified	Nil
j) Sub-stations (Transmission & Distribution)	16,391
k) Raid conducted against theft of power	2,181
l) Hook line disconnected	6,836
m) Penalty realized (Rs. in lakh)	62.00
n) FIR lodged against theft of power	92
26) CO-OPERATIVE SOCIETIES, 2019-20:	
a) Co-operative Societies	2,599
b) Members (lakh)	8.40
c) Working capital (Rs in crore)	3981.75
d) Societies per lakh population	65.48
e) Women co-operative societies	160
f) Share capital (Rs. in crore)	200.92
27) RURAL DEVELOPMENT, 2019-20:	
a) <i>Mahatma Gandhi National Rural Employment Guarantee Act (MGNREGA) (As per MIS Report) dt. 20-05-2020:</i>	
i) Expenditure incurred (in lakhs)	85750.13
ii) Mandays generated	34402224
iii) Mandays generated for ST	17299293
iv) Mandays generated for SC	5296095
v) Job card issued	626988
b) <i>Achievement Report for National Rural Livelihood Mission (NRLM) (SHGs), 2019-20</i>	
i) GP/VC covered under NRLM	64
ii) SHG formed/revived	3915
iii) Village Organization formed	172
iv) Cluster Level Federation (CLF) formed	5
v) SHGs provided Revolving Fund (RF)	2894
vi) Amount of Revolving Fund provided to SHGs (Rs. in lakh)	336.55
vii) SHGs provided Community Investment Fund (CIF)	1630
viii) Amount of CIF provided to SHGs (Rs. in lakh)	2922.00

ix)	SHGs received Bank Credit	7218
x)	Amount of Bank Credit received by the SHGs (Rs. in lakh)	7049.00
C)	Families Below Poverty Line	
i)	Percentage of families living BPL in Rural (Survey-2000)	66.81
ii)	Percentage of families living BPL in Rural (Survey-2004-05)	44.50
iii)	Percentage of families living BPL in Urban (Survey-2004-05)	22.50
iv)	Percentage of families living BPL in Rural (Survey-2011-12)	16.53
v)	Percentage of families living BPL in Urban (Survey-2011-12)	7.42
28)	ROAD AND TRANSPORT, 2019-20:	
a)	ROAD (PWD)	
i)	National highway (km)	853
ii)	Other district road (km)	461
iii)	Villageroad (RD&ADC) (km) (Provisional)	8159
iv)	IBB road (km) (Provisional)	834
v)	Villageroad (PWD) (km)	11734
vi)	State highway (km)	1057
vii)	Major District Road (km)	0
viii)	Black topped road (km)	13273
ix)	Brick soled road (km)	6724
x)	Earthen road (km)	3101
xi)	Railway road (km)	263
xii)	RCC Bridges	242
xiii)	RCC slab culverts	3036
xiv)	Box culverts	2409
xv)	Bailey bridges	387
xvi)	SPT bridges	14
b)	VEHICLES (TRANSPORT), 2019-20:	
i)	Moped	1,872
ii)	Motor Cycle	3,97,019
iii)	LMV (NT)	64,588
iv)	LMV (T)	10,080
v)	Three Wheeler (P)	35,295
vi)	Bus	3,162
vii)	e-Rickshaw	3,104
viii)	e-Cart	01
ix)	Three Wheeler (G)	4,681
x)	Goods Carrier	32,750
xi)	Ambulance	422
xii)	Construction Equipment Vehicle	1,781
xiii)	Hearses	74
xiv)	Others	1,244
	Total	5,56,073
	REVENUE COLLECTION REPORT FOR THE YEAR 2019-20	
xv)	Target (Rs. in crore)	92.092

xvi) Tax(inRs.)	41,42,73,258.00
xvii) Non-Tax(inRs.)	51,46,49,863.00
xviii) Enforcement(inRs.)	1,19,62,080.00
(xix) Total(inRs.)	94,08,85,201.00
ROAD TRAFFIC ACCIDENT CASES FOR THE YEAR 2019	
xx) Fatal	224
xxi) Non-Fatal	431
xxii) Total	656
xiii) Killed	239
xiv) Injured	816
c) TRIPURA ROAD TRANSPORT CORPORATION, 2019-20:	
i) Fleets	58
(a) Bus	51
(b) Truck	7
ii) Routes operated	9
iii) Average number of daily passenger carried	450
iv) Quantity of goods carried (Ton)	1125
v) Passenger traveled by Agartala to Kolkata via Dhaka bus service (1 st April, 2019 to 22 nd June, 2019)	254
vi) Passenger traveled by Kolkata to Agartala via Dhaka bus service (1 st April, 2019 to 22 nd June, 2019)	102
vii) Passenger traveled by helicopter service	601
viii) Employees	222
d) TRIPURA URBAN TRANSPORT COMPANY LTD., 2019-20:	
i) Fleets (Buses)	84
ii) Routes operated	15
iii) Average daily passenger carried	12,000
29) COMMUNICATION, 2019-20:	
a) BSNL Telephone exchanges	79
b) BSNL Telephone connections (only landline)	17944
c) Broadband connections of BSNL	7650
d) Cellular service of BSNL (Prepaid)	407306
(Postpaid)	20031
e) Cellular Towers of BSNL	854
f) Internet connections BSNL	
i) Broadband on Copper	7650
ii) Broadband on FTTH	2897
iii) Broadband on GSM	300
iv) Internet Leased Line	107
g) Leased Circuits	729
h) Post offices	711
30) BANKING, 2019-20:	
a) Branches of Nationalized Banks (except SBI)	169
b) Branches of SBI	68

c)	BranchesofCo-operativeBanks	73
d)	BranchesofTripuraGraminBanks	148
e)	BankbranchesinPrivateSectorBanks	84
f)	Totaldeposit(Rsincrore)	28598.97
g)	Totalcredit(Rsincrore)	16220.07
h)	CDRatiooftheState	57%
31)	SMALLSAVINGS, 2019-20:	
a)	Grosscollection(Rsincrore)	2326.77
b)	Netcollection(Rs.incrore)	637.63
32)	LIFEINSURANCE, 2019-20:	
a)	Policyissued	99144
b)	TotalPremium(Rs.incrore)	159.27
33)	EDUCATION, 2019-20:	
i)	SchoolEducation	
1.	Type&Management-	
	wisetotalno.ofschoolsforGeneral/Madrassa Education	
	inTripura(Asper UDISE+2019-20)	
i)	JuniorBasicschools	2,562
ii)	SeniorBasicSchools	1,241
iii)	Highschools	672
iv)	H.S.(+2stage)schools	465
v)	Total	4,940
2.	EnrolmentinallManagement(AsperUDISE+2019-20)	
i)	Pre-Primary	33,806
ii)	Primary(ClassesI-V)	3,28,590
iii)	UpperPrimary(VI-VIII)	1,91,817
iv)	Secondary(IX-X)	1,22,955
v)	HigherSecondary(XI-XII)	59,770
vi)	Total	7,36,938
3.	Management&level-	
	wiseTeachersinallmanagement(AsperUDISE+2019-20)	
i)	Primary	22,045
ii)	UpperPrimary	10,926
iii)	Secondary	7,530
iv)	HigherSecondary	6,227
ii)	Total	46,728
4.	ResultsofBoard(TBSE)Examination-2020	
a)	<i>MadhyamikPariksha(Pre-Reviewresult)inallarea</i>	
i)	Candidatesappeared	39,729
ii)	Candidatespassed	27,607
iii)	Percentagepassed(%)	69.49
b)	<i>MadhyamikPariksha(Pre-Reviewresult)inTTAADC</i>	
i)	Candidatesappeared	8,555
iii)	Percentagepassed(%)	58.53

ii) Candidatespassed

5,007

iii) Percentagepassed(%)

58.53

(15)

c)	<i>Madrasa Alim (Secondary Exam.) in all area</i>	
i)	Candidates appeared	95
ii)	Candidates passed	69
iii)	Percentage passed	73.63
d)	<i>Higher Secondary (+2stage) Science Stream in all area</i>	
i)	Candidates appeared	2,827
ii)	Candidates passed	2,540
iii)	Percentage passed (%)	89.85
e)	<i>Higher Secondary (+2stage) Science Stream in TTAADC</i>	
i)	Candidates appeared	96
ii)	Candidates passed	71
iii)	Percentage passed (%)	73.96
f)	<i>Higher Secondary (+2stage) Commerce Stream in all area</i>	
i)	Candidates appeared	527
ii)	Candidates passed	414
iii)	Percentage passed (%)	78.56
g)	<i>Higher Secondary (+2stage) Commerce Stream in TTAADC</i>	
i)	Candidates appeared	08
ii)	Candidates passed	06
iii)	Percentage passed (%)	75.00
h)	<i>Higher Secondary (+2stage) Humanities Stream in all area</i>	
i)	Candidates appeared	19,182
ii)	Candidates passed	15,254
iii)	Percentage passed (%)	79.52
l)	<i>Higher Secondary (+2stage) Humanities Stream in TTAADC</i>	
i)	Candidates appeared	3,394
ii)	Candidates passed	2,395
iii)	Percentage passed (%)	70.57
j)	<i>Higher Secondary (+2stage) Combined Stream in all area</i>	
i)	Candidates appeared	22,536
ii)	Candidates passed	18,208
iii)	Percentage passed (%)	80.80
k)	<i>Higher Secondary (+2stage) Combined Stream in TTAADC</i>	
i)	Candidates appeared	3,499
ii)	Candidates passed	2,473
iii)	Percentage passed (%)	70.68
l)	<i>Madrassa Fazil (+2stage) Arts in all area</i>	
i)	Candidates appeared	17
ii)	Candidates passed	13
iii)	Percentage passed	76.47
m)	<i>Madrassa Fazil (+2stage) Theology in all area</i>	
i)	Candidates appeared	11
ii)	Candidates passed	07
iii)	Percentage passed (%)	63.64

ii) HIGHER EDUCATION, 2019-20 :		
a)	Universities	3
b)	National Institute of Technology (NIT)	1
c)	Indian Institute of Information Technology (IIIT)	1
d)	General Degree Colleges	24
e)	Engineering Colleges	2
f)	Polytechnic Institutes	6
g)	Medical Colleges	2
h)	Professional Colleges (Art & Craft, Music, Law, Nursing B.P.Ed)	15
i)	B.Ed. Colleges	6
j)	Pharmacy College	2
k)	Agriculture College	1
l)	Veterinary College	1
m)	Fishery College	1
(0)	Paramedical College	1
iii) PUBLIC LIBRARY, 2019-20:		
a)	Central library	1
34) SOCIAL WELFARE & SOCIAL EDUCATION, 2019-20:		
A. Integrated Child Development Scheme (ICDS)		
A.1	ICDS Projects	56
A.2	Anganwadi Centres (AWCs) Operational (sanctioned-10145)	9,911
A.3.1	Total Children enrolled (6 months-6 years) in the Anganwadi Centres	3,29,305
A.3.1.1	Children (6 months-3 years) enrolled	1,55,548
A.3.1.2	Children (3 years-6 years) enrolled	1,73,757
A.3.2	Mother enrolled in the Anganwadi Centres	64,203
A.3.2.1	Pregnant mothers enrolled	30,013
A.3.2.2	Nursing mothers enrolled	34,190
A.4	Beneficiaries covered under Supplementary Nutrition Programme (SNP) beneficiaries in AWCs	
A.4.1	Children (6 months-6 years) covered in the Anganwadi Centres	3,03,224
A.4.1.1	Children (6 months-3 years)	1,43,229
A.4.1.2	Children (3 year-6 years)	1,59,995
A.4.2	Mother covered in the Anganwadi Centres	61,275
A.4.2.1	Pregnant mothers covered	28,644
A.4.2.2	Nursing mothers covered	32,631
B. Beneficiaries sanctioned under various Social Security Pension Schemes		
B.1	Indira Gandhi National Old Age Pension (IGNOAPS) 60-79 Yrs.	1,11,339
	IGNOAPS (80 Yrs & above)	8,385
	Total IGNOPS	1,19,724
B.2	Indira Gandhi National Widow Pension (IGNWPS)	16,473
B.3	Indira Gandhi National Disability Pension (IGNDPS) (80% or above)	1,290
	(IGNDPS) (100% Blind)	809

TotalNSAP

1,38,296

B.4	StateOldAgePension	53,172
B.5	Widow&Deserted	66,558
B.6	DesertedWoman	4,235
B.7	StateWidowPensionscheme	1,115
B.8	PensiontoUn-marriedwomanoftheage45yrs&above	2,095
B.9	Blind&HandicapPension	4,269
B.10	Allowancefor100%Blind	688
B.11	Un-employmentallowancefor100%Blind	25
B.12	PensiontoPersonswholost100%Eyesight	392
B.13	60%&aboveDisabilityAllowance	6,256
B.14	Pensionto80%&aboveDisableperson	2,622
B.15	TripuraCobbler	129
B.16	TripuraRickshawpuller	1,289
B.17	BidiShramik	553
B.18	MotorShramikPension	642
B.19	LaundryWorkers	524
B.20	BarberWorkers	691
B.21	HandloomWorkers	1,974
B.22	Fishermen	3,668
B.23	SocialPensionSchemeForFemaleDomesticWorker	25,464
B.24	TripuraincentivetoGirlChild(BPL)	69,755
B.25	SocialPensionSchemeForPersonlivingwithHIV	1,097
B.26	SocialPensionSchemeForTransgender	7
B.27	SocialPensionSchemeForGrade-IIDeformedLeprosyPatients	17
B.28	SocialPensionforCancerPatients	1,774
B.29	FolkArtistes	2,574
B.30	Carpenter	2,877
B.31	Blacksmith	281
B.32	Pottery	432
B.33	SchedulesCastestraditionallyconnectedwithsanitationwork(Harijan)	150
C.	ChildProtectionServices(CPS)	
C.1	JuvenileJusticeBoardsetupintheDistrict	8
C.2	ChildWelfareCommitteeconstitutedinthecoveringDistrict	8
D.	WomenWelfareActivities&Facilities	
D.1	LaxmibaiMemorial WorkingWomenHostel	1
D.2	MahilaAshram	1
D.3	ProtectiveHome	1
E.	WelfareforSeniorCitizen	
E.1	MahatmaGandhiOldAgeHome(male&female)	1
E.2	PensionersAwaas“Ashray”	1
F.	PersonswithDisabilities(Divyangjan)	
F.1	Instituteofvisuallyhandicapped(Girls)	1
F.2	Instituteforvisuallyhandicapped(Boys)	1
F.3	Instituteforspeechrehabilitation	1

F.4	HelenKellerMemorialDisableRestHouse	1
F.5	CompositeRegionalcentre(CRC)	1
G. PradhanMantriMatruVandanaYojana(PMMVY)		
G.1	BeneficiariesarebenefitedunderPMMVYschemes	21,065
G.2	BeneficiariesenrolledunderPMMVYschemessinceinceptionason18-05-2020	57,175
H. SchemeforAdolescentGirls(SAG)		
H.1	TotalbeneficiaryunderSAG(11-14yearsoutofschool)scheme	601
I.		

**CategorywiseSocialSecurityPensionStatusunderSW&SED
epartmentForthemonthofJune,2020**

Sl.	Name URno.ofDistrict	Minority	OBC	SC	ST	Total	
i)	Dhalai	8606	1144	3908	8100	19615	41373
ii)	Gomati	7812	4228	5941	8860	16234	43075
iii)	Khowai	9591	139	6446	7558	13705	37439
iv)	North	12538	7787	6323	8131	8936	43715
v)	Sepahijala	6127	11872	11856	9586	9683	49124
vi)	South	16618	1445	14915	11090	15853	59921
vii)	Unakoti	11017	7327	5322	5106	4878	33650
viii)	West	33902	3240	12815	17655	17053	84665
GrandTotal		106211	37182	67526	76086	105957	392962

35) YOUTH AFFAIRS & SPORTS, 2019-20:

a)	FootballStadium	1
b)	MiniFootballStadium	62
c)	SwimmingPool(Scientific)	1
d)	SwimmingPool	10
e)	CricketStadium	1
f)	TennisCourt	3
Medalwinner:		
i)	NationalSchoolGames	
a)	Gold	6
b)	Silver	5
c)	Bronze	5
d)	Total	16
ii)	KheloIndia&otherNational/Inter-nationalLevelMeet	
a)	Gold	4

b)	Silver	1
c)	Bronze	Nil
d)	Total	5

g)	SportsSchool	2
h)	StateAdventureInstitution	1
i)	StateYogaInstitute	1
j)	YouthHostel	1
k)	IndoorStadium&GymnasiumHall	1
l)	IndoorHall	1
m)	MultipurposeSportsHall	8
n)	RegionalCollegeofPhysicalEducation	1
o)	RockClimbingCentre	1
p)	StateNSSCell	1
q)	CoachingCentre	106
r)	TraineesinCoachingCentre	2350
36)	HEALTH&HYGIENE, 2019-20:	
1)	Hospitals	
a)	AllopathicHospitals(IncludingTMC&BRAMHosp.)	25
b)	HomeopathicHospital	1
c)	AyurvedicHospital	1
2)	PrimaryHealthCentre/RuralHospital	
a)	PrimaryHealthCentre(bed)	83
b)	PrimaryHealthCentreNon-bed	26
c)	TotalPrimaryHealthCentre(included07UPHC)	116
d)	CommunityHealthCentre/RH	22
3)	Sub-Centre	
a)	Sub-Centre(Allopathic)	1005
b)	Sub-Centre(Homeopathic)	73
c)	Sub-Centre(Ayurvedic)	39
d)	SatelliteDispensary(Allopathic)	6
4)	AllopathicDoctors	990
a)	AllopathicDoctorsunderNHM	6
5)	HomeopathicDoctors	20
a)	HomeopathicDoctorsunderNHM	86
b)	HomeopathicDoctors(underAyushMission)	6
6)	AyurvedicDoctors	42
a)	AyurvedicDoctorsunderNHM	44
b)	AyurvedicDoctors(underAyushMission)	6
7)	DentalSurgeon	53
a)	DentalSurgeonunderNHM	51
8)	Nurses	2236
9)	Midwives	1
10)	Pharmacist-Allopathic	279
11)	Pharmacist-Homeo	61
a)	Pharmacist-HomeounderNHM	18
b)	Pharmacist-HomeounderAyushMission	3

12)	Pharmacist-Ayur	48
a)	Pharmacist-Ayur under NHM	4
13)	Pharmacist (Ayush) under Ayush Mission	2
14)	Hospital bed ((Including TMC & BRAM Hosp.))	5030
15)	Blood Bank	13
16)	Blood Storage Centre	7
17)	Children age (6-59) months who are anaemic (%) (NFHS-4)	48.3
18)	Non-Pregnant women age 15-49 Years who are anaemic (%)	54.5
19)	Pregnant women age 15-49 who are anaemic (%) (NFHS-4)	54.4
20)	Men age 15-49 who are anaemic (%) (NFHS-4)	24.7
21)	Women who have comprehensive knowledge of HIV/AIDS (%) (NFHS-4)	28.0
22)	Men who have comprehensive knowledge of HIV/AIDS (%) (NFHS-4)	36.8
37)	FAMILY WELFARE, 2019-20:	
a)	Family welfare centres / clinic (MCH clinic)	156
b)	Total Sterilisation conducted	2953
c)	Intra Uterine Device Insertions done (IUD)	351
d)	Condom pieces distributed	2,65,885
e)	Combined Oral Pill distributed	1,18,515
f)	MTPs (public) conducted	2174
g)	Current use of any family planning method (%) (NFHS-4)	64.1
h)	Institutional birth (%)	79.9
i)	PHCs (included 07 UPHC)	116
j)	CHCs	22
k)	Sub-divisional Hospitals	12
l)	District Hospitals	6
38)	INFORMATION & TOURISM, 2019-20:	
a)	Information-cum-facilitation	69
b)	Lokaranjansakhas	371
c)	Reader corners	21
d)	Newspapers:	
i)	Daily	22
ii)	Weekly	38
iii)	Fortnightly	1
e)	Tourist visited	5,86,135
i)	Indian	4,31,142
ii)	Foreigner	1,54,993
iii)	Number of Tourist Lodge	31
iv)	Number of Tourist Lodgerun by TTDC	14
v)	Number of Tourist Information Centre	06
vi)	Number of Cafeteria	13
vii)	Number of Museum	01
viii)	Number of Tourist spot (State Government approved)	24

ix)	NumberofRuralTourismspot	04
x)	TouristCottage	09
xi)	TouristBookingCentre	02
xii)	InternetConnectivityinTouristLodge	07
xiii)	Wi-FifacilityinTouristLodge	02
xiv)	RegisteredTourOperator/TravelAgent	40
f)	CategoryofRooms:-	
i)	Totalnos.ofBedsunderTTDCLrunsTouristLodges	431
ii)	ACSuitRooms(nos.)	10
iii)	ACDoubleRooms(nos.)	78
iv)	DoubleDeluxeRooms(nos.)	5
v)	ACSingle(nos.)	2
vi)	NonACDouble(nos.)	21
vii)	3BeddedNonAC(nos.)	14
Viii)	DormitoryRooms(nos.)	10
39)	POLICE&CRIME,2019-20:	
a)	PoliceStations	82
b)	Murders	139
c)	Dacoity	5
d)	Burglary	201
e)	Theft	481
f)	Robbery	18
g)	Kidnappings(Male)	31
h)	Riots	160
i)	Rape	204
j)	Molest	230
k)	Kidnapping(Female)	145
l)	Torture	455
m)	Dowrydeath	37
n)	OthersWomen	51
o)	Misc.crime	3926
40)	FIREACCIDENTS,2019-20:	
i)	Fireout-breaks	1293
ii)	Specialcalls	2805
iii)	Lossofhumanlifebyfireandotheraccidents	33
iv)	Humanlifesaved	3562
v)	Propertysaved(Rs.incrore)	38.00
vi)	Propertylost(Rs.incrore)	22.00
vii)	Firestations	48
41)	TRIPURATRIBALAREASAUTONOMOUSDISTRICTCOUNCIL,2019-20:	
i)	AreaofTTAADC(insq.km)	7,132.56
ii)	DistancebetweenKhumulwngandAgartala(inkm)	23

iii)	TTAADCconstituencies	28
iv)	MembersnominatedbyGovernor	2
v)	Members(iii+iv)	30
vi)	ScheduleTribemembers(includingnominated)	27
vii)	Non-ScheduleTribemembers	3
viii)	VillageDevelopmentCommittees	587
lx)	Revenuevillages	462
x)	Primaryschools	1447
xi)	SeniorBasicschools	212
xii)	Highschools	243
xiii)	H.S(+2Stage)classXIIschools(TTAADC)	01
xiv)	HigherSecondarySchools(State)	85
xv)	Englishmediumschools	56
xvi)	Inspectorofschools	25
xvii)	ExecutiveEngineer(PWD)divisionoffices	5
xvii)	ZonalDevelopmentOffices	5
xviii)	Sub-ZonalDevelopmentOffices	33
xix)	Tehsils	151
xx)	Blocks	
	a)fullblock	23
	b)partblock	29
xxi)	Primarymarkets	195
xxii)	Regulatedmarkets	10
xxiii)	Industrialproductiontrainingcentres	40
xxiv)	DegreeCollege	4
xxv)	Hospitals	2
xxvi)	CDPO	6
xxvii)	ICDSCentre	1250
xxviii)	ITlinADCarea	03
42)	MISCELLANEOUS, 2019-20:	
a)	GrowthCentres(2018-19)	37
b)	Totalnos.ofbeneficiariesbenefitedunderAshangathita SramikSahayikaPrakalpa	1,097
c)	Totalnos.ofbeneficiariesbenefitedunderTripuraBuilding&OtherC onstructionWorkersWelfareBoard	15,335
d)	CONSUMERPRICEINDEXNUMBERS(CPI):	
i)	CPIformiddleclassemployeesofAgartala (Base:1961=100),January,2020	6896
ii)	CPIforagricultural labourersinTripura (Base:1986-87=100),June,2020	892
iii)	CPIforindustrialworkersinTripura	

iv)	CPIforindustrialworkers(AllIndiaBase): (Base:2001=100), June, 2020	332
v)	CPIforrurallabourinTripura (Base:1986-87=100), June, 2020	909
vi)	ConsumerPriceIndexNumberwith2012=100(Tripura)	
	a) CPIforRuralinJune, 2020	169.8
	b) CPIforUrbaninJune, 2020	156.9
	c) CPIforCombinedinJune, 2020	166.5

**Source: Directorate of Economics & Statistics Government of Tripura, Agartala
www.ecostat.tripura.gov.in**



Ujjayanta Palace



Neermahal



Chabimura (Debtamura)



Unakati




Durgabari Tea Garden



Khumulwng Eco-Park



Tepania Eco-Park



Kalapania Nature Park



Tripurasundari Temple




Chaturdash Debta Temple



Akhaura integrated check post



Dumboor Lake



Kamalasagar Kali Temple



Bhubaneswari Temple



Boxanagar Buddhist Stupa



Benuban Vihar



Pilak



Agartala Airport



Bharat-Bangladesh Maitree Udyan



Jampui Hills