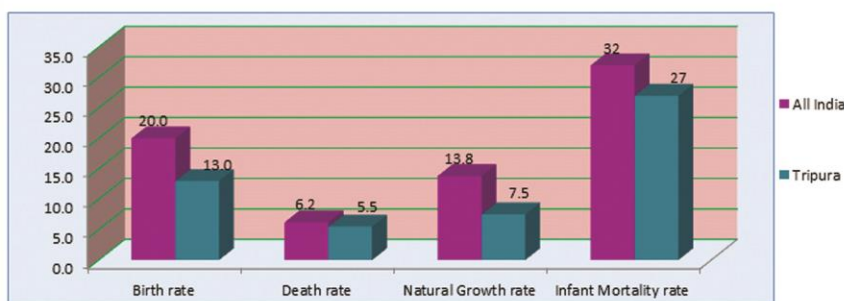




ECONOMIC REVIEW OF TRIPURA 2019-20



Sample Registration System (SRS) Bulletin 2018

**Directorate of Economics & Statistics
Planning (Statistics) Department
Government of Tripura, Agartala.
www.ecostat.tripura.gov.in**

21st Issue

***ECONOMIC REVIEW
OF
TRIPURA, 2019-20***

**Directorate of Economics & Statistics
Planning (Statistics) Department
Government of Tripura, Agartala.**

www.ecostat.tripura.gov.in

Officer and Staff of Research and Publication Unit
associated with the publication

Director

Sri T. Darlong

Joint Director

Sri A.K. Chanda.

District Statistical Officer

Sri Paul S. Darlong

Statistical Officer

Sri Ramendu Chowdhury

Assistant Statistical Officer

Sri Hiranmoy Jamatia

Inspector

Md. Humayun Kabir.

Investigator

Smt. Jayanti Roy.

Assistant Investigator

Smt. Lipika Ghosh (Dasgupta).

Research & Publication Unit.
Directorate of Economics & Statistics,
Government of Tripura, Shankar Chowmuhani, Agartala,
Web site: <https://ecostat.tripura.gov.in>
Phone No.:(0381) 232-2261/2326371

	<i>Chapter</i>	<i>Page</i>
1.	ECONOMIC SITUATION	1
2.	POPULATION	12
3.	STATE INCOME	21
4.	STATE FINANCE & PLANNING	26
	a. State Finance	26
	b. Planning	29
5.	PRICE & COST OF LIVING	31
6.	POVERTY, MANPOWER & EMPLOYMENT, FACTORY& BOILERS AND LABOUR	36
	a. Poverty	39
	b. Manpower & Employment	40
	c. Factory & Boilers	42
	d. Labour	43
7.	FOOD, CIVIL SUPPLIES & CONSUMER AFFAIRS	45
8.	AGRICULTURE AND ALLIED ACTIVITIES	50
	a. Agriculture	50
	b. Horticulture	61
	c. Animal Resources	66
	d. Fisheries	74
9.	FORESTRY ENVIRONMENT & RUBBER	79
	a. Forestry Environment	79
	b. Rubber	90
10.	CO-OPERATION	95
11.	PANCHAYAT & RURAL DEVELOPMENT	110
	a. Panchayat	110
	b. Rural Development	113
12.	URBANISATION	119
13.	ECONOMIC INFRASTRUCTURE	127
	a. Power	127
	b. Irrigation	132
	c. Transport	136
	d. Communication	139
	e. Banking	140
14.	INDUSTRIES & COMMERCE	142
	a. Industries	142
	b. Handloom, Handicrafts & Sericulture	159
	c. Information Technology	163
	d. Information & Culture Affairs	165
	e. Tourism	168
15.	EDUCATION	173
	a. School Education	173
	b. Higher Education	185
	c. Sports & Youth Affairs	199
16.	HEALTH & FAMILY WELFARE	201
	a. Health	201
	b. Family Welfare	206
	c. Drinking Water & Sanitation	210
17.	WELFARE	212
	a. Tribal Welfare	212
	b. Schedule Caste Welfare	221
	c. Other Backward Community	225
	d. Minority Welfare	227
	e. Social Welfare & Social Education	229
18.	TRIPURA TRIBAL AREA AUTONOMOUS DISTRICT COUNCIL	240
19.	SUSTAINABLE DEVELOPMENT GOALS (SDGS)	257
19.	FUTURE ASSESSMENT & OUTLOOK	267
PART- II		
20.	STATISTICAL TABLES	274

PART-I

Chapter-1

ECONOMIC SITUATION

Background:

The “Sankalp Se Siddhi” is a radical transformation for a New India by 2022-23. The State Government will strive for achieving an optimum level of public-private partnership and policies for more efficient delivery of public goods and services such as agriculture for doubling the farmers’ income, health, education, power, water supply, sanitation, rural and urban development as well as infrastructure building including connectivity with the neighbouring country Bangladesh and ASEAN. Tripura is putting in place a 'development State' guided by the philosophy of “Sabka Saath Sabka Vikas”.

Economic performances, development strategies, action required and achievements of the State's economy during the fiscal year 2019-20 have been focused and analysed in this "Economic Review of Tripura, 2019-20". It is the 21st un-interrupted time-series analysis, which put forward the chapters, especially for the fiscal year 2019-20, with previous year's references and data as far as possible.

In this context, the State Government need to focus on the efficient delivery of public services, rooting out corruption and black economy, formalizing the economy, doubling farmers’ income and expanding its tax base, improving the ease of doing business, restoring health sector, improving education sector and stopping leakage of public fund through direct benefit transfers.

The new initiatives and potential areas of development strategies covering all the districts as well as constraints faced in the process of economic prosperity of the State have also been analysed in the Economic Review of Tripura 2019-20.

State profile: Tripura, erstwhile princely State, merged with the Indian Union after independence on 15th October 1949 and became a Union Territory without a legislature with effect from November 1, 1956 and a popular ministry was installed in Tripura on July 1, 1963. Tripura became a full-fledged State on the 21st January, 1972 and is the third smallest State in the Country, located in the North Eastern Region.

The State is surrounded by the neighbouring country Bangladesh on its south, west and north. The length of its international border with Bangladesh is about 856 km (i.e. about 84 percent of its total border), while it has 53 km border with Assam and 109 km border with Mizoram. Forest area is over 60 percent of its land use statistics and the net area cropped in the State is only 2.55 lakh ha. (24% of geographical area). A large part of the land is up-land / tilla land and hilly, with altitudes varying from 15 to 940 meters above sea level, though majority of the population lives in the plains.

Tripura is connected with the rest of the Country by National Highway-8, which runs through the hilly terrains to Cachar District in Assam followed by zigzag roads of hilly regions of Meghalaya and then to Guwahati, Assam.

Agartala, the capital city of Tripura, connected to the country's railway network through a broad-gauge track. Broad-gauge railway network has extended up to Sabroom, the southernmost tip of the State, has completed, which is close to Chittagong seaport in Bangladesh.

The State Government has been pursuing with the Ministry of Railway, Government of India for getting attractive benefits of the railway service. Government of India and Government of Bangladesh laid the foundation stone for a project on 31st July 2016 for a new rail link to ease surface transport. India will build a 15-km railway track linking Agartala, the capital of Tripura with Akhaura, a border town and an important railway junction of Bangladesh connected to Chittagong seaport. The Indian Railway Construction Company would lay the new railway tracks on both sides of the border. Of the 15 km rail line, 5 km of tracks fall in the Indian Territory.

The State has now 8-Districts, 23-Sub- Divisions, 58-Blocks and 1-Tripura Tribal Areas Autonomous District Council (TTAADC) created under the Sixth Schedule of the Constitution.

The prominent hill ranges of the State are Jampui, Sakhantang, Longtharai, Atharamura, Baramura, Deotamura, Belkum and Kalajhari. Betling Shib (939 meters), situated in the Jampui Range, is the highest peak of Tripura. The important forest products include sal, teak, gamai, gurjan and champa. The Gumati, Howrah, Dhalai, Muhuri, Feni and Juri are the major rivers, which swell in monsoon but become shallow during the rest of the year.

Tripura has a tropical climate and receives adequate rainfall during the monsoons. The State is situated between latitudes 22°56' and 24°32' North, and longitudes 90°09' and 92°20' East. It has an area of 10,491.69 sq. km. It has diverse range of topography, people, flora and fauna. Local flora and fauna bear a very close affinity and resemblance with floral and faunal components of Indo-Malayan and Indo-Chinese sub-regions. The State is located in the bio-geographic zone of 9B-North- East hills and possesses an extremely rich bio-diversity. There are 266-species of medicinal plants, 379-tree species, 320-shrubs, 581-herbs, 165-climbers, 16-climbing shrubs, 35-ferns, 45-epiphytes and 4-parasites. Moreover, there are 50-species endemic to Tripura. 2-primitive plants and 7-endangered plants are also found in Tripura. There are 90 mammal species in Tripura.

Effect of the partition of the country on Tripura: The partition of India in 1947 placed Tripura at a huge disadvantage in terms of connectivity. Prior to partition, the distance by road from Agartala to Kolkata was about 500 km. After partition, the route to Kolkata via Siliguri land corridor became 1,700 km long.

Demographic profile: Tripura is the second most populous State in North-Eastern Region after Assam. The estimated population of the State in 2020 is 40,51,000, out of which male population is 20,61,000 and female population is 19,90,000. As per Census 2011 population was 36,73,917, out of which 18,74,376 males and 17,99,541 females. The data of Census-2011 shows that Tripura ranks 18th in terms of density of population at all India level. Among the North-Eastern States, in terms of density, Tripura remained the second highest populous State after Assam.

The population density of Tripura in 2011 was 350 persons per sq. km., which means that 45 more people live in a sq. km. area in the State than they lived a decade ago. The population density for all India in 2011 was 382.

There is a positive improvement in sex ratio in the State as it rose from 945 (per 1000 males) in 1991 to 948 (per 1000 males) in 2001 and further to 960 in 2011.

Scheduled Tribe Population: The population of Tripura is characterized by diversity. The people of the Scheduled Tribes (ST) comprises of about one-third of the total population of the State. As per Census-2011, ST population of the State was 11,66,813 which is 31.8 percent of the total population of the State. The total Scheduled Tribes male was 5,88,327 and Scheduled Tribes female was 5,78,486.

Schedule Caste Population: The Census-2011 data shows that Scheduled Caste population of the State was 6,54,918 (17.8 percent). The total Scheduled Caste male was 3,34,370 and Scheduled Caste female was 3,20,548. The demography of Scheduled Castes in the State is not confined to any particular location, 'paras', or 'bastis'; instead it is scattered in all regions of the State.

Literacy: The literacy and education are reasonably good indicators of development in a society. As per Census 2011, the literacy rate of Tripura was 87.22 percent against the population group consisting 7 years and above, which were 73.20 percent in 2001 and 60.44 percent in 1991. The corresponding figures in 2011 for males and females were 91.5 percent and 82.7 percent, respectively. At the State level, gap in male-female ratio with respect to literacy has been reduced to 8.8 percent in 2011 as against 17.01 percent in 2001.

Tripura has achieved a high level of literacy at all India level and ranked third among the States after Kerala and Mizoram in 2011. As per report of 71st National Sample Survey (State Sector), the literacy rate of the State is 91.1 percent in 2014. The ISI, Kolkata, has also appreciated the level of literacy including the women literacy in the State.

Scheduled Tribe Literacy: The Census-2011 data reveals that the overall Schedule Tribe literacy rate reached to 79.05 percent from earlier 56.5 percent in 2001. The Schedule Tribe literacy rate has significantly increased during intra-census period of 2001-2011 in the State, i.e., about 22.55 percent, which is quite impressive.

Scheduled Caste Literacy: The Scheduled Caste literacy rate has increased to 89.45 percent in 2011 from earlier level of 74.68 percent in 2001. During intra-census period of 2001-2011 and increase of 14.77 percent is noticed for Scheduled Caste literacy.

Table: 1.1 The following table shows tentative district wise area, population, literacy, sex ratio and density based on Census-2011 final data:

Districts	Area in sq. km.	Population	Literacy	Sex ratio (females per 1000 males)	Density (per sq. km)
(1)	(2)	(3)	(4)	(5)	(6)
West	942.55	918200	91.07	970	974
Sepahijala	1044.78	483687	84.68	952	463
Khowai	1005.67	327564	87.78	957	326

Gomati	1522.80	441538	84.53	959	290
South	1534.20	430751	84.68	956	281
Dhalai	2400.00	378230	85.72	944	158
Unakoti	591.93	276506	86.91	972	467
North	1444.50	417441	87.90	963	289
Tripura	10486.43	3673917	87.22	960	350

Source: Derived data of Census-2011

Table : 1.2 The vital statistics of the State during 1951-2011:

Year	1951	1971	1981	1991	2001	2011
Population (in lakhs)	6.46	15.56	20.53	27.57	31.99	36.73
Density of population(per sq. km)	62	148	196	263	305	350
Schedule Tribes (lakhs)	2.37	4.51	5.84	8.53	9.93	11.66
Schedule Castes (lakhs)	0.40	1.93	3.10	4.51	5.56	6.54

Source: - Census Reports , RGI, Government of India.

Vital rates: The data of latest Sample Registration Survey (SRS) of Registrar General of India for 2018 reveals that the estimated birth rate in the State was 13.0 per thousand population, which is much lower than all India figures of 20.0 per thousand population. In 2018, the estimated death rate of the population was 5.5 per thousand population against similar rate of 6.2 at all India level. The estimated Infant Mortality Rate 27 per thousand population in the State against similar rate of 32 per thousand population at all India level.

Life expectancy: The 1st Tripura Human Development Report-2007 indicates that in 2001 the life expectancy at birth for males and females in the State was 71 and 74 years, which is higher than the national average of 61 years for males and 62.5 years for females, respectively.

Economy Profile: Tripura is primarily an agrarian State, with about 42% of the population depending on agriculture and allied activities. However, only about 26% of the land is cultivable, rest being hilly and forested. Rice is the major crop in the State. The climate of the State is suitable for a variety of horticultural/ plantation crops, including pineapple, jackfruit, tea, rubber, bamboo etc. A section of the indigenous population practices jhum (slash and burn) method of cultivation.

Economy of Tripura is agrarian and characterized by high rate of poverty, low per-capita income, low capital formation, inadequate infrastructural facilities, geographical isolation, communication bottleneck, inadequate exploitation, inadequate use of forest and mineral resources, low progress in industrial field and high un-employment problem. More than 42 percent of its population now directly depends on agriculture & allied activities.

The latest Gross State Domestic Product (GSDP) with a more recent new 2011-12 base with the revised methodology, data base and additional area coverage shows that contribution of primary sector has been to 38.90 percent in 2017-18 and 38.94 percent in 2018-19 and 38.96 percent in 2019-20 (Advance), although the land available for agricultural cultivation is relatively restricted in the State. This trend is observed in both the estimates prepared by Central Statistics Office, New Delhi and the Directorate of Economics & Statistics, Tripura.

The average annual growth rate in real terms of Net State Domestic Product (GSDP) at 2011-12 prices or in real terms for 2017-18 was 8.5 percent, 2018-19 (1st revision) is 11.3 percent, 2019-20 (advance) is 9.6 percent and 5.9 percent in 2020-21(quick) percent. There is no denying the fact that the State has put efforts for ensuring sustainable growth during last couple of years by augmenting better fiscal consolidation and economic development, which has also been appreciated by the Government of India.

The Gross State Domestic Product (GSDP) at current prices with a recent new base 2011-12 increased from Rs. 19,208.41 crore in 2011-12 to Rs. 21,663.20 crore in 2012-13 , Rs. 25,592.83 crore in 2013-14 to Rs. 29,533.46 crore in 2014-15 , Rs. 35,937.73 crore in 2015-16 to Rs. 39,479.40 crore in 2016-17 , Rs. 43,715.80 crore in 2017-18 to Rs. 49,845.47 crore (1st RE) in 2018-19 and Rs. 55,984.08 crore in 2019-20 (Advance) to Rs.59,752.61 crore in 2021-21(Quick).

The per capita income of the State with a recent new 2011-12 base also rose steadily from Rs. 47,155 in 2011-12 to Rs. 52,574 in 2012-13 , Rs. 61,815 in 2013-14 to Rs. 69,857 in 2014-15, Rs. 84,267 in 2015-16 to Rs. 91,596 in 2016-17, Rs. 1,00,444 in 2017-18 to Rs. 1,12,849 in 2018-19 (1st RE) and Rs. 1,25,191 in 2019 -20(Adv.) to Rs 1,31,128 in 2021-21(Quick).

Tripura is industrially backward and main reason for its backwardness is geographical isolation. Low availability of infrastructure has made the process of economic development and decentralization extremely difficult in the State. The un-organised manufacturing and service activities are only dominant and high in the State.

The provisional report of 7th Economic Census 2019 shows that about 7,83,694 persons are engaged in different 5,11,127 establishments in the State. The data of 6th Economic Census indicates a rise in economic establishments between 2005 and 2013 in the State, which are basically own account establishments, i.e., without hiring any workers. Over an intervening period of about 8 years between 5th Economic Census, 2005 and 6th Economic Census, 2013, the total number of establishments in Tripura has increased from 1,89,423 in 2005 to 2,36,773 in 2013 and further to about 5,11,127 establishments.

Challenges to development process: Tripura faces numerous challenges having adverse impact of the development process and the capacity of the State to raise resources, such as the following:

- a) **Adverse geographical and climate conditions:** The geographical isolation of the State has seriously hampered the development process of the State, the climate condition of Tripura in terms of long rainy season result in very limited working season of 4-6 months. The combined impact of these factors is that projects take longer time to complete and costs increase substantially.
- b) **Lack of industrialisation:** Industrialisation is very low in Tripura due to lack of infrastructural facilities, transportation bottlenecks and other constraints like difficult topography, etc. Tripura has a small market, which is also not effectively integrated with the national market.
- c) **Problems of marketing infrastructure:** Due to geographical and transportation bottlenecks, Tripura has poor infrastructure for marketing its products, resulting in non-realisation of remunerative prices for its agricultural/ horticultural and industrial products.

- d) High unemployment:** Inadequate economic development of Tripura has a natural fall-out in terms of its capacity to generate employment opportunities. The organised private sector employment is practically missing.
- e) Low resource base and lack of internal resources:** The result of low level of development is low-income levels of people and high level of unemployment. This has resulted in a very low tax base and therefore, limited scope for internal resource generation.
- f) Huge forest cover:** Tripura has 0.32% of the geographical area of the country, but accounts for 0.90% of the total forest carbon stock of the country. States like Tripura, with a large forest cover, provide huge ecological benefits, but there is an opportunity cost in terms of area not available for other economic activities and this also results in development and fiscal disability.
- g) Long international border:** Management of long international border imposes huge administrative and financial costs. The State is required to maintain high level of security forces. The construction of border fencing has imposed huge additional costs, inter-alia, for rehabilitation of people living within 150 yards of the international border.
- h) Insurgency:** Tripura has been facing insurgency for decades, although its intensity has subsided during past few years due to effective steps taken by the Government. The problem, however, continues and as a consequence, the State is required to maintain high level of security forces.

Socio-economic scenario: The economy of Tripura had suffered from disturbed conditions of extremism and insurgency over the periods of 80's & 90's, which directly hindered the human safety as well as economic development process in the recent past. The State has come out from that disturbed phase arising out of insurgency since the fiscal year of 2005-06.

The State is characterised by geographical isolation, poor infrastructural facilities, communication bottlenecks, inadequate exploitation of natural resources (natural gas, rubber, forest etc.), higher incidence of poverty, low capital formation, backward in industrialisation and high level of un-employment.

Natural gas deposits are among the most important feature of Tripura's natural resource base. Natural gas-based thermal power plants have already been set-up at Baramura in Khowai District and Rokhia in Sepahijala District. The 726.6-MW gas based thermal power project at Palatana near Udaipur in Gomati District has been started with help of Oil and Natural Gas Corporation (ONGC) and another 104-MW gas based thermal power project at Monarchak in Sepahijala District has been taken-up by NEEPCO.

About 74 percent of the State's population lives in rural areas. The upliftment of rural poor as well as improvement in the quality of life of the economically weaker section of the society has been one of the basic objectives of development planning and policy decisions in the State.

The provisional report of 7th Economic Census 2019 shows that about 7,83,694 persons are engaged in different 5,11,127 establishments in the State. It is found that about 4,04,024 persons were working in 2,36,773 establishments in 2013 against 3,85,708 persons in 1,89,423 establishments in 2005. Out of the total workers of 4,04,024 in 2013, 2,33,436 were in rural areas and remaining 1,70,588 were in the urban areas.

The maximum numbers of workers were found engaged in retail trade, followed by education, manufacturing, other services, transport, accommodation and storage and other community and personal services in the non-agriculture segment of the State.

Local Self-Governance: Tripura has long tradition of local self-governance prevailing both in rural and urban areas. The State Government has taken steps to assign a few activities of Development Departments to the panchayats at three levels i.e. Gram Panchayats, Panchayat Samities and Zilla Parishads.

The 6th Panchayat General Elections were held in 27th July, 2019 and constituted 591 Gram Panchayats, 35- Panchayat Samities and 8- Zilla Parishads in reorganized areas of the State.

The Block Advisory Committee (BAC) has also increased from 37 to 40 under the Tripura Tribal Areas Autonomous District Council (TTAADC) areas and total 587 village committees are also functioning under the TTAADC area.

The last TTAADC Village Committee elections were held in February, 2016 and constituted 587 village committees in the ADC area of the State.

It is significant that upto 50 percent reservation for women in the office of members and bearers in these village committees have been made from the last election. Thus, Tripura has a decentralized active administrative set-up for achieving the pro-poor inclusive growth.

Table-1.3 The detail status in 2019-20 by districts is presented :

Districts	Sub-Divisions	Blocks	Panchayats	Revenue Circles	Revenue Mouja	TTAADC	MC/ NP
(1)	(2)	(3)	(4)	(5)	(6)	(7)	(8)
West Tripura	3	9	87	5	112	85	4
Sepahijala	3	7	111	6	118	58	3
Khowai	2	6	54	4	79	69	2
Gomati	3	8	70	7	130	103	2
South Tripura	3	8	99	6	138	70	3
Dhalai	4	8	41	7	154	110	2
Unakoti	2	4	59	3	78	32	2
North Tripura	3	8	70	7	88	60	2
Tripura	23	58	591	45	897	587	20

Source: Revenue Department & Panchayat Department, Tripura

Opportunities: Low availability of infrastructure, as indicated above, has made the process of economic development extremely difficult. The State has the strengths, which are required to be exploited for ensuring sustained economic development by increasing the gainful employment. The North Eastern Region of India is close to the South East Asian Region, which has seen rapid economic growth in the last decade in the global economic environment and their experiences may be utilized for faster pace of economic development with gainful employment opportunities. Development of infrastructure and creation of conditions conducive for economic development are essential for tapping the investment opportunities in the State. The promising sectors of the State's economy are presented below.

i) Natural Gas: Tripura is endowed with commercially exploitable gas resources that have not been commercially exploited till the date on account of lack of adequate road/rail infrastructure, weak transmission infrastructure and vast distances to load centres in northern, central and western India.

In order to optimally utilise the gas available in Tripura, ONGC develops a 726.6 MW Combined Cycle Gas Turbine (CCGT) thermal power project close to its gas field in Tripura and supply power to the deficit areas of North Eastern States of India. The ONGC-Tripura Power Company Ltd (OTPC) was set-up in September 2008 for subscribing the equity by Oil and Natural Gas Corporation (ONGC), Infrastructure Leasing and Financial Services Ltd (IL & FS) and Government of Tripura for implementation of 726.6 MW thermal power project at Palatana in Gomati District for the North Eastern States.

The natural gas is available in non-toxic form, with about 97 percent methane. Availability of natural gas provides scope for setting up units for producing power, chemicals and fertilizer based industries in the State.

ii) Land: High rainfall and good soil offer considerable scope for land-based economic activities. Creation of irrigation sources and intensive land utilisation can give a big boost to development of agriculture and allied activities in the State. Significant area of the State is under fruit and plantation crops.

The major crops grown in plantations are tea, rubber, cashew, orange and pineapple. Jackfruit, banana, lemon, coconut and areca nut are largely grown on the homestead. Fruits grow very well in Tripura. The quality of jackfruit, orange and pineapple is widely recognized.

Tripura grows large quantities of vegetables with potato as the major field crop. The yield of potato per hectare of land in Tripura is the highest in the North-Eastern region. Infact, all vegetables grow well in the State. Therefore, the State has potential for high value horticultural crops and food processing.

iii) Rubber and tea: Tripura is the second largest producer of natural rubber after Kerala. In fact, this sector holds considerable potentiality for the development of the State especially in hilly rural areas. The production of rubber in 2019-20 was 83,701 MT in the State and area under rubber was 85,454 hectares.

The suitable land and climate conditions offer good potential for development of tea industry in the State. There are 54-Tea Estates in the State, of which 3 Tea Estates are in Public Sector (TTDC), 12 Tea Estates in Co-operative Sector and 39 Tea Estates are in Private Sector. There are total 23 Tea Processing Factories, of which 4 are in Co-operative sector, 2 in Public sector and 17 in Private Sector

The rubber and tea plantation activities have a special socio-economic significance in rehabilitation of shifting cultivators, i.e., jhum cultivation done by the tribals of the State.

iv) Border Trade with Bangladesh: Tripura has 84 percent of its border common with the neighbouring country of Bangladesh. The total volume of trade has increased manifold from a meagre Rs. 4.12 crores during 1995-96 to about Rs.675.12 crores during 2019-20. Agreements and joint dialogues are on between India and Bangladesh for promotion of sustainable larger foreign trade with Bangladesh through the 8- Land Custom Stations of Tripura.

v) Tourism: Tourism based on wildlife, forest and Hindu/Buddhist religious places have good potential in the State. Presently, promotion of tourism has been affected by inadequate infrastructure. The development of tourism related infrastructure facilities are essential and prerequisite for promotion of tourism in the State. Earning of revenue from Tourist Lodges, Cafeteria, Package Tours, etc. is increasing day by day.

Fiscal management: The Government of Tripura continued to make progress in fiscal correction and consolidation programme during 2019-20 in-terms of fiscal restructuring prescribed by the Finance Commission as well as targets fixed under the Tripura Fiscal Responsibility and Budget Management Act, 2005.

The State Budget during 2020-21(BE), the total Expenditure Rs. 19891.60 crore, out of which Revenue Expenditure Rs. 17252.12 crore, Capital Expenditure Rs. 1908.12 crore, Public Debt Rs. 729.34 crore and Payment of loans and Advance Rs. 2.02 crore whereas, the total Receipt Rs. 19580.19 crore, out of which Revenue Receipt Rs.17011.19 crore and Capital Receipt Rs. 2569.00 crore.

Forest Dwellers under the Scheduled Tribes and Other Traditional Forest Dwellers (Recognition of Forest Rights) Act, 2006:

Dwellers (Recognition of Forest Rights) Act, 2006: The Scheduled Tribes and Other Traditional Forest Dwellers (ROFR) Act, 2006 had been successfully implemented in the State. Under this Act, so far 1,30,903 forest dwellers have been vested with forest rights out of 2,00,696 applications filed by the Forest Dwellers.

Public Private Partnership (PPP): The State adopted the policy of PPP for development of various infrastructural facilities in the State. However, the PPP model development in the State is in its nascent stage. A few projects under PPP model has been taken as of now. These are basically a pathological laboratory namely Dr. Lal Path Lab, installation of MRI Scanning at G.B.P Hospital and Institute of Driving Training & Research at Jirania, Agartala as per MoU between Transport Department of the State and TATA Motors Ltd. Constructional activities are exclusively funded by Government of India under central fund. Development and installation of machineries, day-to-day running & others will be brown by TATA Motors Ltd. This setup is for development of skill of drivers in the State.

Development Review, 2019-20: As per 2019-20 productivity level of food grain of Tripura was 2740 kg/ha, which is 30% more than all India level (2101 kg/ha) and productivity of rice is 3009 kg/ha, which is 24% more than all India level (2424 kg/ha).

There is 2,55,241 hectare of cultivable land in the State, out of which 1,17,854 hectare cultivable land has been brought under assured irrigation as on 31.03.2020 by different Department which is 46.20% of the cultivable area.

Total fish production (including prawn) recorded was 70586.23 MT during the year 2018-19. This could have been much higher as the State lost 5700 MT fish due to flood occurred during the year 2018-19. The fish production for the year 2019-20 expected to be 77630 MT (provision) expecting 9.98% annual growth over 2018-19.

Number of fair price shops in the State has also increased to 1813 in 2019-20, from 1,809 in 2018-19. Total number of population 37,04,366 of the State are covered under the Public Distribution System (PDS).

There are at present 8-Zilla Parishads, 35-Panchayat Samities and 591-Gram Panchayats under the Tripura Panchayats Act 1993. Considering the rapid urbanization, the State Government has expanded the Urban Local Bodies to 20. On 21st January 2014, Agartala Municipal Council has been upgraded to Agartala Municipal Corporation and 10 - Nagar Panchayats at Dharmanagar, Kailashahar, Ambassa, Khowai, Teliamura, Mohanpur, Bishalgarh, Melagarh, Udaipur and Belonia have been upgraded as Municipal Councils. Later on, three more Nagar Panchayats at Kumarghat, Ranirbazar and Santirbazar have been upgraded as Municipal Councils.

The Mahatma Gandhi National Rural Employment Guarantee Scheme (MGNREGA) has been implemented in all the eight districts of the State. Till May, 2020, total number HHs issued job card was 6,26,988 under MGNREGA. The mandays generated was 3,44,02,224 in 2019-20.

The State has 5-industrial Estates, 1-Industrial area, Public Sector Undertaking-4, 2-growth centre, Value of export Rs 30.34 crore and value of import Rs 644.78 crore in 2019-20.

The number of Co-operative Societies in the State was 1,605 in 2004-05 which rose to 1,793 in 2017-18 and further to 2,015 in 2018-19 and to 2,599 in 2019-20. Total membership of these co-operative societies was 5.37 lakhs in 2004-05, which rose to 8.36 lakhs in 2017-18 and to 8.39 lakhs in 2018-19 and further rose to 8.40 lakhs in 2019-20. There were 160 Co-operative Societies in the State, which were run by women.

The State has three Universities namely Tripura University (Central), MBB University (State) and a Private University namely ICFAI University. There are 4- Engineering Colleges namely NIT, Agartala (Central), TIT (State), ICFAI University Engineering College (Private) and Techno College of Engineering (Private), 22-General Degree Colleges, 2-Private General Degree Colleges, 1-Government Law College, 1-Art & Craft College, 1-Music College, 2-Teachers Training (State), 6-Polytechnics, 2-Medical Colleges, 1-Agriculture College, 1-Fisheries College, 1-Veterinary College, 2- Pharmacy (Government & Private), 1-Paramedical College, 1-Physical Education College, 1-Tribal Folk Music College, 1-Bhavan's Tripura Teacher Training College, 1-Bhavan's Tripura College of Teacher Education, 1-Bhavan's Tripura College of Science & Technology, 10- Nursing Institutes(Government & Private), 1- State Museum, 1-State Archives and 26-Public Libraries including Birchandra State Central Library.

Besides Tripura University (Central) and ICFAI University, Tripura, a new State University, MBB University, named after erstwhile Tripura king Maharaja Bir Bikram Kishore Manikya Bahadur, has started functioning from 2016-17 in order to increase opportunities for graduate and postgraduate studies in the State.

Including Madrassas the State has 2,562 Junior Basic Schools, 1,241 Senior Basic Schools, 672- High Schools, 465-Higher Secondary Schools during 2019-20.

In 2019-20, there were 24-Hospitals, 22-Rural Hospitals/ Community Health Centres, 116-Primary Health Centres, 1117-Sub-Centres/Dispensaries (Allopathy,

Homeopathy & Ayurvedic), 13-Blood Banks and 7-Blood Storage centers, through which the State Government has been providing basic health facilities to all the sections of society. In addition to these facilities, the State Government has been giving thrust to expand and strengthen the Homeopathic and Ayurvedic system of medical services as a complement to the modern medical facilities especially to the poor in the rural areas.

Table- 1.4 The following table shows the major health indicator of the State vis-à-vis all India.

Sl.No.	Category	All India	Tripura
1	Birth Rate, 2018	20.0	13.0
2	Death Rate, 2018	6.2	5.5
3	Natural Growth Rate, 2018	13.8	7.5
4	Infant Mortality Rate (IMR), 2018	32	27
5	TFR (Total Fertility Rate), NFHS - 4	2.2	1.7
6	Maternal Mortality Rate, SPP - 2000	4.37	4.00
7	Sex Ratio, Census - 2011 ('000' males)	943	960

Source : SRS Bulletin 2018 & NFHS -4

The installed capacity was 115.00 MW and total power generated within the State was 705.12 MU and power purchased from Central Sector (Grid) was 2459.42 MU respectively during the year 2019-20. The total unit sold to ultimate consumers of State in 2019-20 was 1390.26 MU at 132 KV Bus. Out of this, maximum power was sold to Domestic consumers was 531.07 MU followed by 100.86 MU for Irrigation/ Public Water purposes, Commercial consumption 71.83 MU and Industrial 40.12 MU.

Country's third international internet gateway at Agartala, after the ones in Mumbai and Chennai, was inaugurated in March, 2016. India can import 10 GBPS internet bandwidth from an internet port in Cox's Bazar in Bangladesh. The internet gateway was jointly built by Bharat Sanchar Nigam Limited (BSNL) and Bangladesh Submarine Cable Company Limited (BSCCL). This internet gateway can be extremely useful for implementation of Digital India. Other North-Eastern States of country are also getting benefit from that internet bandwidth.

Chapter-2

POPULATION

Tripura is the second most populous State in the North East Region, after Assam. As per Census-2011, Tripura had a population 36,73,917, out of which 18,74,376 were males and 17,99,541 were females. There has been positive improvement in sex ratio from 948 in 2001 to 960 in 2011. In terms of literacy rate, Tripura ranked third after Kerala and Mizoram in 2011 having literacy of 87.22%. The latest National Sample Survey State Sample Report for 71st Round, 2014-15 shows the literacy rate of 91.1 percent in the State. The people of the Scheduled Tribes (ST) comprises about 31.8% of the population and Scheduled Castes (SC) comprises about 17.8% of the total population.



The projected population of Tripura is estimated to be 40,51,000 in 2020, out of which male population is estimated at 20,61,000 and female is 19,90,000.

Table 2.1 The following table depicts projected population of the State from 2020 to 2030:

('000)

Year	Total	Male	Female
2020	4051	2061	1990
2021	4090	2080	2010
2022	4128	2099	2029
2023	4165	2116	2049
2024	4203	2135	2068
2025	4241	2153	2088
2026	4277	2171	2106
2027	4311	2187	2124
2028	4345	2203	2142
2029	4379	2220	2159
2030	4413	2236	2177

Source: National Commission on Population Ministry of Health & Family Welfare ,Nirman Bhawan, New Delhi

The birth rate of the State is 13 per thousand population, where as the death rate is 5.5 in 2018. Therefore, the natural growth rate of population stood at 7.5 in the State against All India similar growth rate of 13.8 per thousand population. The All India birth rate was 20 per thousand population and death rate was 6.2.

- **Estimated population of the State is 40.51 lakhs in 2020.**
- **State ranks eighteenth in terms of density of population in the Country although it is third smallest State as per Census 2011.**
- **Literacy rate has gone up to 91.1 percent in 2014.**
- **Sex ratio has increased to 960 as per Census 2011 (per thousand male).**

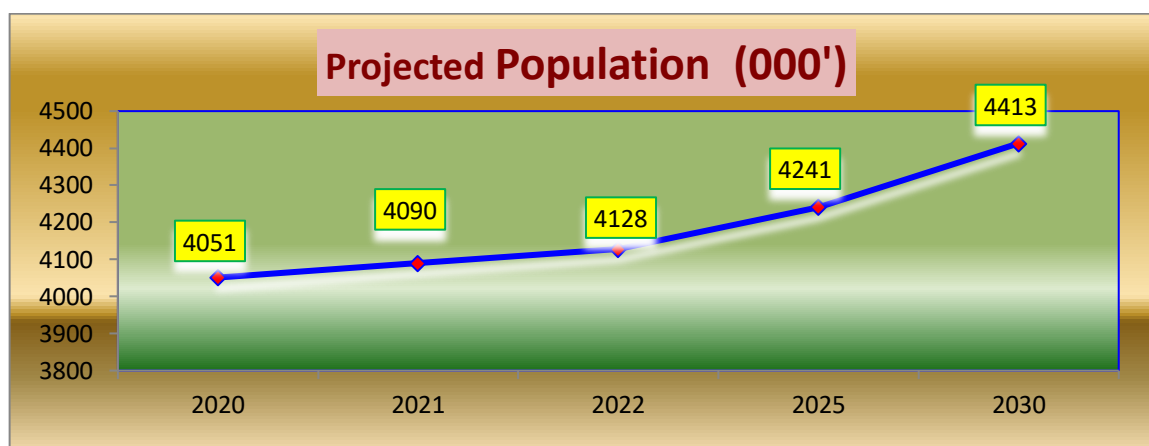
Table: 2.2 The birth rate, death rate as well as infant mortality rate of Tripura and all India during the years 2010 to 2018:

(Per thousand)

Year	Birth Rate		Death Rate		Infant mortality rate	
	India	Tripura	India	Tripura	India	Tripura
(1)	(2)	(3)	(4)	(5)	(6)	(7)
2010	22.1	14.9	7.2	5.0	47	27
2011	21.8	14.3	7.1	5.0	44	29
2012	21.6	13.9	7.0	4.8	42	28
2013	21.4	13.7	7.0	4.7	40	26
2014	21.0	14.9	6.7	4.7	39	21
2015	20.8	14.7	6.5	5.2	37	20
2016	20.4	13.7	6.4	5.5	34	24
2017	20.2	13.0	6.3	5.2	33	29
2018	20.0	13.0	6.2	5.5	32	27

Source: SRS-2018, RGI

Figure-1



Density of population: The population density of Tripura in 2011 was 350 persons per sq. km. and the population density for all India was 382 in 2011. The estimated density of population in 2020 is 386 per sq. km. in the State. The State ranks 18th in terms of density of population at national level although, it is the third smallest State in terms of area in the country after Goa and Sikkim as per last Census 2011. Among the North-Eastern States, Tripura remained the second highest Population State after Assam.

Rural population: The present rural population forms about 73.8 percent in 2011 against 82.9 percent in 2001 and 84.70 percent in 1991 in the State. Total rural population was 27,12,464 in 2011, out of which males and females population were 13,87,173 and 13,25,291 respectively, as per result of Census-2011.

Urban population: In 2011, 26.2 percent of the State's population was in urban areas as against about 17.1 percent in 2001 and 15.30 percent in 1991. Total urban population was 9,61,453 in 2011, out of which males and females population were 4,87,203 and 4,74,250 respectively, as per data of Census-2011.

Sex composition: The Census- 2011 data reveals that the sex ratio was 960 as against 948 (per 1000 males). This is a positive improvement in sex ratio in the State and it rose from 945 (per 1000 males) in 1991 to 948 (per 1000 males) in 2001 and further to 960 in 2011. The all India sex ratio in 2011 was of 943 (per 1000 males).

The Census-2011 data reveals that the total male and female population was 18,74,376 and 17,99,541 respectively in the State.

The Tripura Human Development Report-2007 has indicated that in 2001 the life expectancy at birth for males and females in Tripura was 71 and 74 years, respectively. In terms of life expectancy, attainments in Tripura are higher than the national average, which is 61 for males and 62.5 for females as per (Sample Registration Survey-2013).

The salient features of Census-2011 as per final data are as follows:

- (i) The population of Tripura has increased 4,74,714 during the decade 2001-2011. The population of Tripura in 2011 was 36,73,917 as it is estimated that the population of Tripura is expended at to be 40,51,000 in 2020.
- (ii) The All India population has increased by more than 181 million during the decade 2001-2011. The total population of India was more than 1,25,05,69,573 approximately.
- (iii) Decadal growth of population in the State during 2001-2011 was 14.8 percent and male growth was 14.1 percent and female was 15.6 percent, respectively. The similar All India decadal growth rate during 2001-2011 was 17.7 percent; out of which male decadal growth rate was 17.1 percent and female was 18.3 percent.
- (iv) The proportion of ST population was 31.8 percent and proportion of Scheduled Caste population was 17.8 percent in 2011.
- (v) The total number of children in the age-group 0-6 in Tripura was 4,58,014 as in 2011.
- (vi) The proportion of child population in the age group of 0-6 years to total population in Tripura was 12.5 percent while the corresponding figure in 2001 was 13.6 percent.
- (vii) The sex ratio has increased by 12 points in the State and reached 960 in 2011 as against 948 in 2001. On the other hand, the similar sex ratio at the national level has increased by 10 points and reached 943 in 2011 as against 933 in 2001.
- (viii) Literacy rate in the State has gone up from 73.2 percent in 2001 to 87.2 percent in 2011 showing an increase of 14.0 percent. The literacy rate for All India has gone up from 64.8 percent in 2001 to 73.0 percent in 2011 showing an increase of 8.2 percentage points.
- (ix) In Tripura, literacy rate has improved sharply among female as compared to male. While the effective literacy rate for male rose from 81.0 to 91.5 percent making a rise of 10.5 percent during 2001-2011 as against 17.8 percent for female, which stood at 82.7 percent.
- (x) Ten States and Union Territories including Kerala, Lakshadweep, Mizoram, Tripura, Goa, Daman and Diu, and Andaman and Nicobar Islands have attained literacy rate of above 85 percent.

- (xi) Density of population has increased by 45 points and reached 350 in 2011 as against 305 in 2001.

Table: 2.3 Comparative key demographic features of Tripura and All India as per Census 2001 and 2011.

Sl. No.	Item	Unit	2001 Census		2011 Census	
			Tripura	India	Tripura	India
(1)	(2)	(3)	(4)	(5)	(6)	(7)
1.	Population	in lakhs	31.99	10287	36.73	12105
2.	Decadal growth rate	percent	16.0	21.5	14.8	17.7
3.	Density	per sq. km.	305	325	350	382
4.	Sex-rate	per'000 males	948	933	960	943
5.	Literacy rate	percent	73.2	64.8	87.2	73.0
6.	Scheduled Tribe population	percent	31.1	8.2	31.8	8.6
7.	Scheduled Caste population	percent	17.4	16.2	17.8	16.6

Source: Census-2001 & 2011, RGI.

The population growth rate has declined to 14.8 percent during the intra-census period of 2001-2011 from earlier 16.0 percent in 1991-2001. The population growth rate has also declined at all India level to 17.7 percent from 21.5 percent in 1991-2001.

Table: 2.4 Population profile of North Eastern States as per Census-2011.

States	Area (sq.km.)	Population	Decadal growth rate (1991-2011)
Arunachal Pradesh	83,743	13,83,727	26.0
Assam	78,438	3,12,05,576	17.1
Meghalaya	22,429	29,66,889	27.9
Manipur	22,327	25,70,390	18.6
Mizoram	21,081	10,97,206	23.5
Nagaland	16,579	19,78,502	(-) 0.6
Tripura	10,492	36,73,917	14.8
Sikkim	7,096	6,10,577	12.9

Source: - RGI & CSO, New Delhi.

Table: 2.5 The comparative socio-demographic parameters (Vital rates) of the North-Eastern States of India for the year 2018.

(per thousand population)

N-E States	Birth rate	Death rate	Infant mortality rate
(1)	(2)	(3)	(4)
Assam	21.1	6.4	41
Arunachal Pradesh	16.0	6.7	29
Manipur	14.3	4.5	11
Meghalaya	22.1	5.8	33
Mizoram	14.8	4.1	5
Nagaland	12.9	3.5	4
Sikkim	16.3	4.5	7
Tripura	13.0	5.5	27

Source: SRS-2018, RGI.

Schedule Tribe/Schedule Caste population: There are 19-scheduled tribes in the State with their own cultural identity, which includes Tripuri, Reang, Jamatia, Chakma, Lushai, Mog, Garo, Kuki, Chaimal, Uchai, Halam, Khasia, Bhutia, Munda, Orang, Lepcha, Santal, Bhil and Noatia.

The Scheduled Tribe and Scheduled Caste population data has been released for Census-2011 by the Registrar General of India, New Delhi, therefore our analysis is based on Census-2011 data.

The Scheduled Tribe population of the State was 11,66,813 that consist 31.8 percent of the total population in 2011. Out of this, 5,88,327 were Scheduled Tribe males and remaining 5,78,486 the Scheduled Tribe females. The total literacy rate of Scheduled Tribe population was 56.5 percent, out of which male-Scheduled Tribe literate was 67.97 percent while female- Scheduled Tribe literate was 44.60 percent in 2001. The literacy data Scheduled Tribe / Scheduled Caste are yet to release by Government of India.

The Census-2011 data also reveals that total Scheduled Caste population was 6,54,918 which consists 17.8 percent of the total population in the State. Out of this, total Scheduled Caste males were 3,34,370 and remaining 3,20,548 Scheduled Caste females. The total literacy rate of Scheduled Caste population was 74.68 percent, out of which male- Scheduled Caste literate was 81.85 percent while female- Scheduled Caste literate was 67.24 percent.

Child population: The Census-2011 data also reveals that the child population in the age group 0-6 was 4,58,014 out of which 2,34,008 males and 2,24,006 females in the State. The proportion of child population in the age group 0-6 years was 12.5 percent in 2011 as against 13.6 percent in 2001.

Table: 2.6 The child population of eight districts in Tripura based on Census-2011.

Districts	Child population in the age group 0-6		
	Males	Females	Persons
West	47,773	45,305	93,078
South	28,173	27,070	55,243
North	31,320	30,383	61,703
Dhalai	28,460	27,551	56,011
Khowai	19,657	19,002	38,659
Sepahijala	30,687	29,095	59,782
Gomati	28,879	27,158	56,037
Unakoti	19,059	18,442	37,501
Tripura	2,34,008	2,24,006	4,58,014

Source: Derived data of Census-2011.

Table: 2.7 The total population, sex ratio, density as well as decadal growth rate of all eight Districts of Tripura based on Census-2011.

Districts	Total Population			Sex ratio (females per1000 males)	Density (per sq.km.)
	Male	Female	Persons		
West	4,66,152	4,52,048	9,18,200	970	974
South	2,20,162	2,10,589	4,30,751	957	281
North	2,12,650	2,04,791	4,17,441	963	289
Dhalai	1,94,544	1,83,686	3,78,230	944	158

Sepahijala	2,47,829	2,35,858	4,83,687	952	463
Khowai	1,67,401	1,60,163	3,27,564	957	326
Unakoti	1,40,210	1,36,296	2,76,506	972	467
Gomati	2,25,428	2,16,110	4,41,538	959	290
Tripura	1,874,376	17,99,541	36,73,917	960	350

Source: Derived data of Census-2011.

Table: 2.8 Religious communities of Tripura and India based on Census 2011.

Religions/ Communities	2001		2011	
	Tripura	All India	Tripura	All India
Hindu	27,39,310 (85.62%)	827578868 (80.46%)	3063903 (83.40%)	966257353 (79.80%)
Muslims	2,54,442 (7.95%)	138188240 (13.43%)	316042 (8.60%)	172245158 (14.23%)
Christians	1,02,489 (3.20%)	24080016 (2.34%)	159882 (4.35%)	27819588 (2.30%)
Buddhists	98,922 (3.09%)	7955207 (0.77%)	125385 (3.41%)	8442972 (0.70%)
Sikhs	1,182 (0.04%)	19215730 (1.87%)	1070 (0.03%)	20833116 (1.72%)
Jains	477 (0.01%)	4225053 (0.41%)	860 (0.02%)	4451753 (0.37%)
Others	1,277 (0.04%)	6639626 (0.65%)	1514 (0.04%)	7937734 (0.66%)
Religion not Stated	1,104 (0.03%)	727588 (0.07%)	5261 (0.14%)	2867303 (0.24%)

Source: Census-2011, RGI

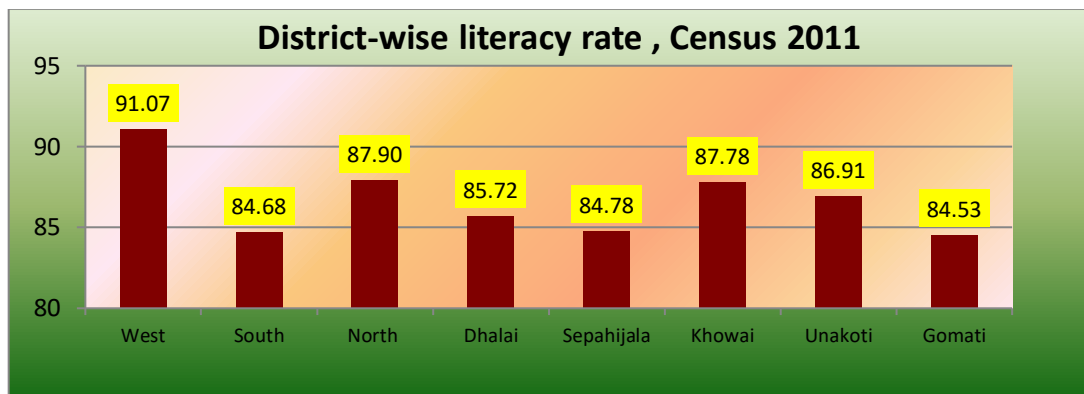
Literacy rate: Literacy and education are reasonably good indicators of development in a society. The literacy rate for Tripura in 2011 works out to 87.22 percent for the population 7 years and above, which was 73.2 percent in 2001 and 60.44 percent in 1991. The latest National Sample Survey State Sample Report for 71st Round 2014 shows the literacy rate of 91.1 percent. The corresponding figures in 2011 for males and females were 91.53 percent and 82.73 percent, respectively. At the State level, gap in male-female literacy rate in the State reduced to 8.80 percent in 2011 as against 16.1 percent in 2001.

Table: 2.9 District- wise Literacy rate of Tripura.

Districts	Literates			Literacy rate (%)		
	Male	Female	Persons	Male	Female	Persons
West	3,93,423	3,57,973	7,51,396	94.04	88.01	91.07
South	1,72,705	1,45,274	3,17,979	89.96	79.16	84.68
North	1,65,500	1,47,181	3,12,681	91.27	84.39	87.90
Dhalai	1,51,643	1,24,574	2,76,217	91.31	79.79	85.72
Sepahijala	1,94,993	1,64,351	3,59,344	89.80	79.49	84.78
Khowai	1,36,183	1,17,408	2,53,591	92.17	83.17	87.78
Unakoti	1,10,146	97,575	2,07,721	90.92	82.79	86.91
Gomati	1,76,776	1,49,078	3,25,854	89.94	78.90	84.53
Tripura	15,01,369	13,03,414	28,04,783	91.53	82.73	87.22

Source: Derived data of Census-2011.

Figure-2



Source: Derived data of Census-2011

On the other hand, literacy rate at all India level stood at 73.0 percent in 2011 as against 64.8 percent in 2001.

Table: 2.10 Age-wise proportion of distribution for General, Scheduled Caste and Scheduled Tribe population of Tripura as per Census 2011.

Age structure	General	Scheduled Castes	Scheduled Tribes
0-14 years	30.0	34.0	39.4
15-59 years	61.9	58.8	54.2
60+ years	7.9	7.1	6.3

Source: SRS, RGI

State Population Policy: The Government of Tripura announced the "State Population Policy-2000" in August-2001 with three following objectives.

(1) Immediate objective: To address the unmet needs for contraception, health care infrastructure and health personnel and to provide integrated service delivery for basic reproductive and child health care.

(2) Long-term objective: To achieve a stable population by 2045 at a level consistent with the requirement of sustainable economic growth, social development and environment protection. Main endeavour will be on eliminating of poverty, illiteracy and socio-economic upliftment of the people.

Table: 2.11 Availability of assets to the households like radio/transistor, television, computer, mobile, scooter/moped etc. based on Census-2011.

Districts	Number			Percentage		
	Total	Rural	Urban	Total	Rural	Urban
(1)	(2)	(3)	(4)	(5)	(6)	(7)
Total number of households	8,42,781	6,07,779	2,35,002	100.0	100.0	100.0
Radio/Transistor	1,07,995	80,746	27,249	12.8	13.3	11.6
Television	3,77,988	2,05,683	1,72,305	44.9	33.8	73.3
Computer/Laptop-with internet	8,612	2,489	6,123	1.0	0.4	2.6
Computer/Laptop-without internet	53,344	1,989	21,355	6.3	5.3	9.1
Landline only	4,05,115	2,33,957	1,71,158	48.1	38.5	72.8

Mobile only	3,60,143	2,14,022	1,46,121	42.7	35.2	62.2
Both	27,481	9,956	17,525	3.3	1.6	7.5
Bi-cycle	3,31,560	2,23,872	1,07,688	39.3	36.8	45.8
Scooter/ Motorcycle/ Moped	69,463	28,451	41,012	8.2	4.7	17.5
Car/Jeep/Van	18,443	7,839	10,604	2.2	1.3	4.5
None of the specified assets	2,34,638	2,09,711	24,927	27.8	34.5	10.6

Source: - Census-2011, RGI.

AADHAAR: The Unique Identification number (AADHAAR), which identifies people on the basis of their demographic information and biometrics. The AADHAAR project of UIDAI was launched in Tripura on 2nd December, 2010. Over 90 percent of total population has so far been covered under UIDAI.

Variation of population during 1901 to 2011: The population of Tripura has grown steadily during the period 1901 to 1951. The period from 1951 to 1961 was characterized by very high rates of growth, influenced by large-scale immigration from the neighbouring country of Bangladesh (then East Pakistan). The rate of growth of population was lower from 1961 to 1991, but still higher than all India rate. Population growth during this period was also affected by immigration from Bangladesh, particularly around 1971, when that country attained independence. However, there was a striking decline in the decadal growth rate during 1991-2001 (16.03 percent), which went further down to 14.8 percent during 2001-2011.

Table: 2.12 The variation of population of Tripura during hundred years period of 1901 to 2011:

Census Years	Scheduled Caste	Scheduled Tribe	Total	Decadal variation
1901	NA	91,679	1,73,325	NA
1911	NA	1,11,308	2,29,613	32.48
1921	NA	1,71,610	3,04,437	32.59
1931	NA	1,92,240	3,82,450	25.63
1941	NA	2,56,991	5,13,010	34.14
1951	40,457	2,37,953	6,45,707	25.87
1961	1,19,725	3,60,070	11,42,005	76.86
1971	1,92,860	4,50,544	15,56,342	36.28
1981	3,10,384	5,83,960	20,53,058	31.92
1991	4,51,116	8,53,345	27,57,205	34.30
2001	5,55,724	9,93,426	31,99,203	16.03
2011	6,54,918	11,66,813	36,73,917	14.8

Source: Census Reports.

Table: 2.13 The differently abled population by type for rural and urban areas of the State of Tripura:

Sl.NO.	Type of disability	Total	Rural	Urban
i)	Seeing	10828	7675	3153
ii)	Hearing	11695	8585	3110
iii)	Speech	4567	3039	1528
iv)	Movement	11707	8015	3692

v)	Mental retardation	4307	3027	1280
vi)	Mental illness	2909	1865	1044
vii)	Any other	11825	8449	3376
viii)	Multiple disability	6508	4287	2221
Total disabled persons		64346	44942	19404

Source: Census-2011, RGI

Immunisation: The State has also been successfully implementing the Pulse Polio Immunisation Programme since 1995-96 through people's participation and mass media campaign for better quality of life through eradication of polio for the future generation.

Table: 2.14 Pulse-Polio Immunization Programme of Tripura from the year 2010-11 to 2019-20:

Year	Round	O.P.V. given	Remarks
2010-11	1 st Round	4,07,551	0-5 years
	2 nd Round	4,08,318	0-5 years
2011-12	1 st Round	4,07,932	0-5 years
	2 nd Round	4,05,352	0-5 years
2012-13	1 st Round	4,03,238	0-5 years
	2 nd Round	4,04,522	0-5 years
2013-14	1 st Round	4,00,536	0-5 years
	2 nd Round	4,01,415	0-5 years
2014-15	1 st Round	3,94,475	0-5 years
	2 nd Round	3,94,106	0-5 years
2015-16	1 st Round	3,80,025	0-5 years
	2 nd Round	3,77,546	0-5 years
2016-17	1 st Round	3,75,620	0-5 years
	2 nd Round	3,66,506	0-5 years
2017-18	1 st Round	3,62,212	0-5 years
	2 nd Round	3,57,996	0-5 years
2018-19	1 st Round	3,53,265	0-5 years
2019-20	1 st Round	3,43,551	0-5 years

Source: State Health Department.

Concluding remarks:

The density of population of the State has increased to 350 per sq. km. in 2011 and further estimated to be 386 per sq. km. in 2020. The State has achieved higher literacy rate of 87.22 percent in 2011. The gap in male-female literacy rate in the State reduced to 8.15 percent in 2011 as against 17.01 percent in 2001, which yielded positive result in reducing growth of population during the census decades of 2001-2011.

Chapter-3

STATE INCOME

The general methodology for compiling the estimates of State income is to first compile the estimates at disaggregated level for each economic activity and then aggregating them for the whole region/State. The estimates for commodity producing sectors like agriculture, forestry, fishing, mining & quarrying, manufacturing, etc. are prepared using the production approach i.e. measuring the value of output and deducting there from the cost of material inputs used in the process of production. In the services sectors (non-public segments etc., the estimates are prepared by income approach, specially, by multiplying the value added per worker by the number of workers, for the benchmark estimates and extrapolating these benchmark estimates with suitable indicators for the annual estimates. The information on value added per worker is obtained from the relevant Enterprise Survey conducted for the purpose. The estimates of workforce are obtained using the results of large-scale sample surveys on employment & unemployment conducted by the National Sample Survey Organisation (NSSO) and decennial population census carried out in the country by the Office of Registrar General of India (RGI) and Census Commissioner.



The estimates of Gross State Domestic Product (GSDP) can be prepared by adopting income originating and income accruing approach. In the income originating approach, the measurement corresponds to income originating to the factors of production physically located within the geographical boundaries of the State and represents gross/net value of goods and services produced within the State. Thus the current concept of compiling the Gross/Net State Domestic Product (GSDP/NSDP) is similar to that of compiling the GDP/NDP of the entire economy i.e., measuring the volume in monetary terms, the total value of goods and services produced within the geographical boundary of the State, counted without duplication during a specific period, usually a fiscal year. The Gross/Net State Domestic Product (GSDP/NSDP) estimates and related aggregates are prepared both at current and constant prices.

- **State's economy achieved annual average growth rate of 9.6 percent in real terms during 2019-20 (Advance) and 5.9 during 2020-21(Quick).**
- **Per-capita income of the State reached to Rs. 1,25,191/- in 2019-20 (Advance) and Rs. 1,31,128/- in 2020-21 (Quick)**
- **Gross State Domestic Product at current prices estimated to be Rs. 55,984.08 crore in 2019-20 (Advance) and Rs. 59,752.61 crore in 2020-21 (Quick).**

State Domestic Product is a reflection of economic development of the State and its derivative Per Capita Income is a suitable measure of the well-being of its People. The Directorate of Economics of Statistics, Tripura has bringing out estimates of State Domestic Product on regular basis and making them up to date from time to time as per guidelines and methodology provided by National Accounts Division, Central Statistics Office, Ministry of Statistics & Programme Implementation, Government of India.

For the State's policy making, the Gross/Net State Domestic Product (GSDP/NSDP) and its related macro-economic aggregates in policy decisions are widely accepted. Improvement in the availability of basic data over the years helped to review the methodology from time to time for estimating the Gross/Net State Domestic Product (GSDP/NSDP), also known as State Income, in a comprehensive manner.

Current and Constant prices: The estimates at current prices are worked out by evaluating all goods and services produced at basic prices after adding the product taxes and subtracting the product subsidies of a particular year. The estimates at constant prices are worked out by using the base year prices to eliminate the effect of price changes/ inflation and thereby, reflect the real growth/ development of the economy.

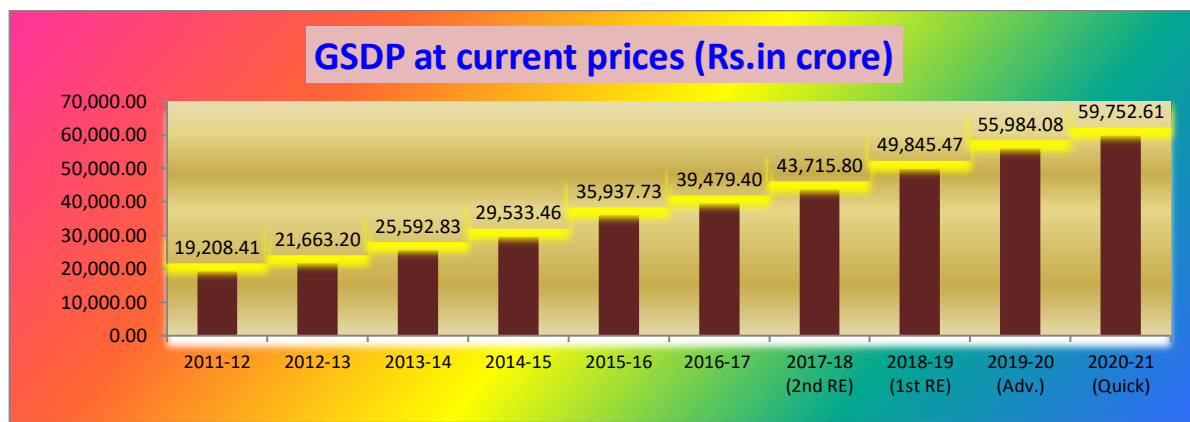
The estimates of SDP are prepared for all sectors of economy both in terms of Gross and Net basis. The difference between the two estimates is that in the gross estimates, no deduction is made for Consumption of Fixed Capital (CFC) which takes place in the process of production, whereas in the net estimates, (CFC) is subtracted from the gross value figure. Per Capita State Income is obtained by dividing the NSDP at current prices by mid-year projected population of the State.

Gross State Domestic Product with 2011-12 base: Gross State Domestic Product is defined as a measure, in monetary terms, of volume of all the goods and services produced within the boundary of the State during the given period of time, accounted without duplication. The estimates Gross State Domestic Product (GSDP) prepared at current prices are obtained by evaluating the product at current prices prevailing during the year. It is expected that GSDP estimates is affected due to lockdown and slowdown of the economy in COVID-19 pandemic during 2020-21.

Table: 3.1 Gross/ Net State Domestic Product at current prices with base year (2011-12)
(Rs. in crore)

Year	GSDP at Current Prices	NSDP at Current Prices
2011-12	19,208.41	17,419.05
2012-13	21,663.20	19,631.14
2013-14	25,592.83	23,328.98
2014-15	29,533.46	26,643.35
2015-16	35,937.73	32,476.35
2016-17	39,479.40	35,667.59
2017-18(2 nd revision)	43,715.80	39,504.63
2018-19 (1 st revision)	49,845.47	44,834.99
2019-20(Advance)	55,984.08	50,226.55
2020-21 (Quick)	59752.61	53,119.97

Source: DES, Tripura.

Figure: 1

At constant prices: In order to eliminate the effect of price changes/ inflation, the estimates of GSDP are also prepared by evaluating the goods and services at the prices prevailing in the fixed year known as base year and are known as the estimates of Gross State Domestic Product at constant prices.

Table: 3.2 Gross/ Net State Domestic Product at constant prices with base year (2011-12):

Year	(Rs. in crore)	
	GSDP at Constant Prices	NSDP at Constant Prices
2011-12	19,208.41	17,419.05
2012-13	20,872.97	18,857.21
2013-14	22,819.11	20,623.06
2014-15	26,965.21	24,406.60
2015-16	26,786.90	23,745.31
2016-17	30,537.59	27,203.60
2017-18(2 nd RE)	33,092.78	29,505.18
2018-19(1 st RE)	36,962.78	32,829.60
2019-20 (Advance)	40,582.83	35,980.28
2020-21 (Quick)	42,985.11	38,092.16

Source: DES, Tripura.

Per Capita Income with new 2011-12: The Per Capita Income (PCI) is derived by dividing the Net State Domestic Product at current prices by the mid-year's total population of the State. The Per Capita Income (PCI) is a pointer for standard of living and the well-being of people. Following the Chart shows the Per Capita Income of the State.

Table: 3.3 Per Capita Income of Tripura and All India (Base: 2011-12):

Year	Tripura		All India
	Per Capita Income	Variation over previous year (%)	
2011-12	47,155		63,462
2012-13	52,574	11.49	70,983
2013-14	61,815	17.58	79,118
2014-15	69,857	13.01	86,647
2015-16	84,267	20.63	94,797
2016-17	91,596	8.70	1,03,870
2017-18(2 nd RE)	1,00,444	9.66	1,15,293

2018-19(1 st RE)	1,12,849	12.35	1,26,521
2019-20 (Advance)	1,25,191	10.94	1,34,226
2020-21 (Quick)	1,31,128	4.74	1,26,968

NB: The expected growth in Per Capita Income is affected due to lockdown and slowdown of the economy in COVID-19 pandemic during 2020-21.

Figure 2

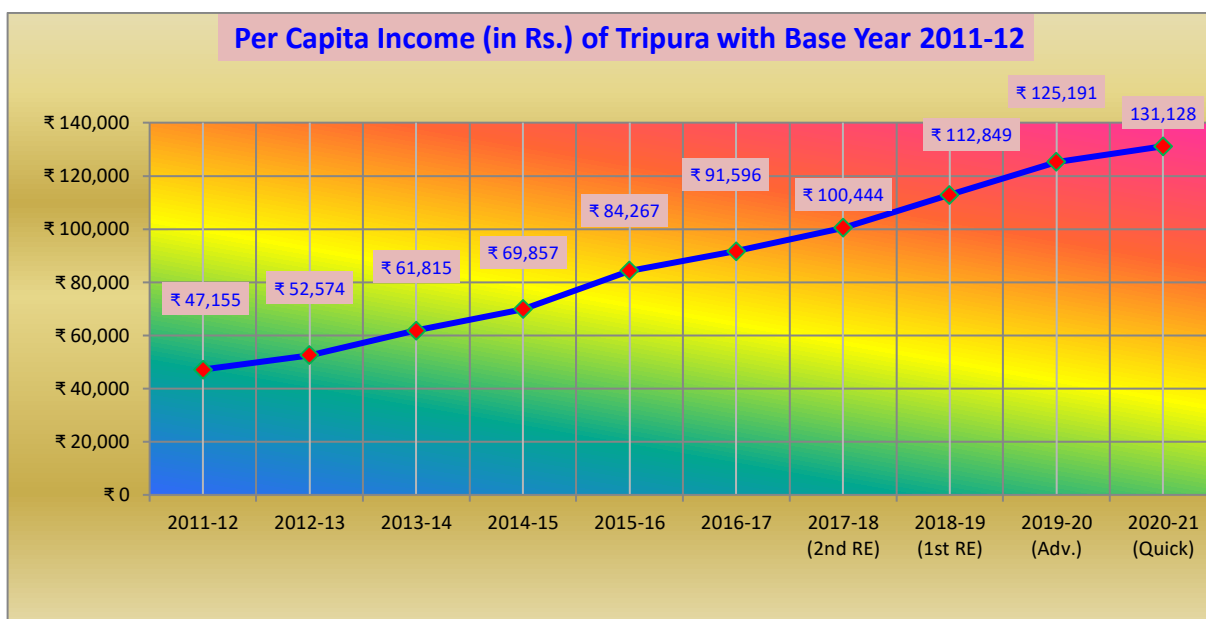


Table: 3.4 GSDP at current prices 2011-12 to 2019-20(Adv) of Tripura (base 2011-12)

		(Rs in lakhs)					
Sl. No.	Industry	2011-12	2012-13	2017-18 (2nd RE)	2018-19 (1st RE)	2019-20 (Adv)	2020-21 (Q)
	Agriculture, Forestry & Fishing	511201	567087	1312985	1492673	1699457	1910384
1.1	Crops	318959	339064	745449	872585	977194	1103722
1.2	Livestock	33664	42223	169187	197558	247621	283445
1.3	Forestry & Logging	109763	119262	213400	226891	267604	297327
1.4	Fishing	48815	66538	184949	195639	207038	225890
2.	Mining & Quarrying	118123	128413	387618	448521	481564	514310
A)	Sub-total of Primary Sector	629324	695500	1700603	1941194	2181021	2424694
3.	Manufacturing	72651	117529	147140	159599	173771	175930
4.	Electricity, Gas, Water Supply & Other Utility Services	44297	55855	173612	190622	212319	242769
4.1	Electricity, Gas & Other Utility Services	35922	48611	155532	167839	188505	216703
4.2	Water Supply	8375	7244	18080	22783	23814	26065
5.	Construction	148327	151630	250384	311485	368066	400078
B)	Sub-total of Secondary Sector	265275	325014	571136	661706	754156	818777
6.	Trade, Hotel & Restaurants	226839	265292	467036	525546	584018	613841
6.1	Trade & Repair	218359	255639	452769	509656	566417	594339
6.2	Hotel & Restaurants	8480	9653	14267	15890	17601	19502
7.	Transport, Storage & Communication	84316	108895	171840	185295	201592	216233
7.1	Railways	224	261	1083	1192	1365	1563
7.2	Transport by means other than Railways	46677	63696	91801	100779	114606	126260
7.3	Storage	151	187	172	356	479	635
7.4	Communication & Services related	37264	44751	78784	82968	85142	87774

	to Broadcasting						
8	Financial Services	57103	67963	135767	135366	141721	153767
9	Real Estate, Ownership of dwellings & Professional services	119572	135500	260240	282103	329290	356789
10	Public Administration	241678	270564	486964	679250	789872	785919
11	Other Services	255446	260210	441682	417909	450483	430007
C)	Sub-total of Tertiary Sector	984954	1108424	1963529	2225469	2496976	2556556
12	State Value added at basic prices	1879553	2128938	4235268	4828369	5432153	5800026
13	Product Taxes (+)	103607	118636	187832	247617	267801	288154
14	Product Subsidies (-)	62319	81254	51520	91439	101546	112919
15	Gross State Domestic Product	1920841	2166320	4371580	4984547	5598408	5975261
	Population ('00)	36940	37340	39330	39730	40120	40510
16	Per Capita Income (Rs.)	51999	58016	111151	125461	139542	147501

Adv. = Advance Estimate,

Source: DES, Tripura.

Concluding remarks:

The average annual growth rate in real terms or constant prices of Net State Domestic Product (NSDP) for 2018-19(1st Revision) was 11.3 percent and growth rate declined in 2019-20(Adv) is 9.6 percent and expected to reduce to 5.9 percent due to lockdown and slow down of the economy for COVID-19 pandemic in 2020-21.

The State has opportunities to augment investment from neighbouring country Bangladesh for further generation of income and employment opportunities.

The various flagship programmes and Central Sector Schemes along with more private sector investments especially in the agriculture, horticulture, fisheries, animal husbandry and forestry will definitely enhance the production and income of the people in all the Districts.

Chapter-4

STATE FINANCE & PLANNING

a.STATE FINANCE:

Background:

Like previous years, State Government focused on fiscal correction and consolidation with due emphasis on allocating expenditure on social sectors.

Tripura as a special category State deserves special attention, as the developmental efforts in the State remains mainly dependent upon transfers from Central Government like other ten special category States in the country. The information on ‘Gender Budget’ on 18 Departments has been included at Statement No. 15 in the Budget At A Glance for 2020-21.



Apart from fiscal corrections, improving the quality of expenditure through expenditure prioritization, service delivery, reducing the existing level of debt obligations notwithstanding the improvement in recent years and providing adequate financial support to the local bodies including Tripura Tribal Areas Autonomous District Council (TTAADC) remain the priority areas.

During 2019-20, the total Revised Estimate (Expenditure) was Rs.18189.13 crore, out of which Revenue Expenditure was Rs.15818.81 crore, Capital Expenditure was Rs.1480.03 crore, Public Debt Rs.886.52 crore and Payment of loans and Advance Rs. 3.77 crore.

During 2019-20 the total Receipt (RE) was Rs.16832.09 crore, out of which Revenue Receipt Rs. 13726.09 crore and Capital Receipt Rs. 3106.00 crore.

Fiscal Indicator:

Table 4.1 The overall Budgetary position in-terms of Development and Non-development expenditures of Tripura for 2019-20 (RE) and 2020-21 (BE) are presented in the following table:

(Amount Rs. in Cr.)

Sl. No	Receipts/Disbursement	2019-20 (RE)	2020-21 (BE)
I	DEVELOPMENT EXPENDITURE		
A.	Economic Services of which	3905.50	4503.22
i)	Agriculture & Allied Services	989.47	1091.30
ii)	Rural Development	1612.90	1787.95
iii)	General Economic Service	147.47	253.76
iv)	Water & Power Development	269.51	297.71
v)	Industry and Minerals	79.32	101.74
vi)	Transport and Communication	615.07	787.76

vii)	Others	191.76	183.00
B.	Social Services of which	6974.36	7329.65
viii)	Education, Sports, Art & Culture	2788.94	2793.52
ix)	Medical & Public Health, Family Welfare, Water Supply & Sanitation	1369.56	1580.70
x)	Social Security & Welfare including SC, ST, OBC & Minorities Welfare including Social Services	1780.00	1894.10
xi)	Housing & Urban Development	994.91	1017.97
xii)	Information & Publicity	40.95	43.36
	TOTAL DEV. EXPENDITURE (A+B)	10879.86	11832.87
II.	NON-DEVELOPMENT EXPENDITURE		
a)	Revenue Expenditure under General services	5997.71	6689.99
i)	Organs of States	215.99	140.68
ii)	Fiscal Services	94.51	98.69
iii)	Interest Payment & Servicing of Debt.	1142.39	1306.93
iv)	Administrative Services	2014.96	2401.24
v)	Pension & Miscellaneous General Services	2529.86	2742.45
(b)	Compensation and Assignment to Local Bodies and Panchayati Raj Institutions	268.00	268.00
C.	Capital Expenditure	1043.56	1100.74
i)	General Services	153.27	369.38
ii)	Discharge of Internal Debt	853.92	697.02
iii)	Repayment of Loans to G.O.I.	32.60	32.32
iv)	Loans & Advance to Government Servants etc.	3.77	2.02
v)	Others	0.00	0.00
	TOTAL : NON-DEVELOPMENT EXPENDITURE	7309.27	8058.73
III.	AGGREGATE EXPENDITURE (I+II)	18189.13	19891.60
IV	DEVELOPMENTAL EXPENDITURE AS % OF TOTAL EXPENDITURE	59.82	59.49

Source: Finance Department (Budget Branch), Tripura.

Table 4.2 The State Budget in brief for 2019-20(RE) and 2020-21 (BE):

(Amount Rs. in Cr.)

Sl.No.	Receipts/Expenditure	2019-20 (RE)	2020-21 (BE)
A	1. RECEIPT		
	1.1 Revenue Receipt	13726.09	17011.19
	1.2 Capital Receipt (including net GPF & Opening Balance)	3106.00	2569.00
	TOTAL: A (1.1+1.2)	16832.09	19580.19
B	2. EXPENDITURE		
	2.1 Revenue Expenditure	15818.81	17252.12
	2.2 Capital Expenditure	1480.03	1908.12
	2.3 Public Debt	886.52	729.34
	2.4 Payment of loans and Advance	3.77	2.02
	TOTAL : B (2.1+2.2+2.3+2.4)	18189.13	19891.60

Source: Finance Department (Budget Branch), Tripura.

Table 4.3 The tax as well as non-tax revenues of Tripura for 2019-20 (RE) and 2020-21 (BE):

(Amount Rs. in Cr.)

Sl No.	Item	2019-20 (RE)	2020-21 (BE)
I	Receipt under Revenue Account :	-	-
A)	Total Tax Revenue : [A=(i)+(ii)]	6398.08	7999.00
a)	Agricultural Income	0.06	0.07
b)	Professional Tax	46.00	46.92
c)	Land Revenue	13.00	14.50
d)	Stamps and Registration Fees	58.00	64.00
e)	Taxes on Immovable Property other than Agriculture	0.02	0.02
f)	States Excise	231.00	266.00
g)	Tax on Sales, Trade etc.	410.00	442.80
h)	Taxes on Vehicles	92.09	101.00
i)	Taxes and Duties on Electricity	25.00	24.59
j)	Other Taxes and Duties on Commodities and Services	0.35	0.40
k)	State Goods and Services Tax (SGST)	1149.74	1310.70
h)	Road Development Cess	160.00	168.00
i)	Total State Own Tax Revenue :	2185.26	2439.00
ii)	Share in Central Taxes	4212.82	5560.00
B	NON-TAX REVENUE: [B=(i)+(ii)]	7328.01	9012.19
(i)	State's Non-tax Revenue	284.00	302.00
(ii)	Grants received from Centre	7044.01	8710.19
	Total Revenue Receipt (A+B)	13726.09	17011.19
II.	Receipt under Capital Account :		
i)	Loans from Government of India	3.00	3.00
ii)	a) Internal Debt-Open Market Loan & NSSF	2928.00	2143.00
	b) Net Negotiated Loan	150.00	400.00
iii)	Recoveries of Loans & Advances	2.00	2.00
iv)	Net of State Provident Funds	23.00	21.00
v)	Contingency Fund	0.00	0.00
vi)	Opening Balance	0.00	0.00
	Total II Capital Receipts (i) to (vi)	3106.00	2569.00
III	AGGREGATE RECEIPTS (I+II)	16832.09	19580.19
	% of State's Own Tax Revenue to Total Receipts :-	12.98	12.46

Source: Finance Department (Budget Branch), Tripura.

Table 4.4 The details of fiscal indicators of State during 2019-20 (RE) and 2020-21 (BE):

(Amount in Rs. Cr.)

Sl. No.	Item	2019-20 (RE)	2020-21 (BE)
1	Tax Revenue	6398.08	7999.00
1a	State's Own Tax Revenue	2185.26	2439.00
1b	Share in Central Taxes	4212.82	5560.00
2	Non-Tax Revenue	7328.01	9012.19
2a	State's Own Non-Tax Revenue	284.00	302.00
2b	Grants	7044.01	8710.19
3	Total Revenue Receipts	13726.09	17011.19
4	Non Debt Capital Receipts	2.00	2.00
5	Total Receipts	13728.09	17013.19

6	Revenue Expenditure	15818.81	17252.12
7a	Plan Expenditure	#	#
7b	Non-Plan Expenditure of which	#	#
i)	Interest Payments	1142.39	1256.93
ii)	Pension	2524.85	2740.44
iii)	Salaries & Wages	6068.51	6147.35
8	Capital Expenditure	1480.03	1908.12
8a	Plan Expenditure	#	#
8b(i)	Non-Plan Expend (excluding Repayment of Loan)	#	#
9	Capital Outlay	2370.32	2639.48
9a	Plan	#	#
9b	Non-Plan (including Repayment of Loan)	#	#
10	Loans & Advances	3.77	2.02
10a	Plan	#	#
10b	Non-Plan	#	#
11	Total Expenditure	18189.13	19891.60
11a	Plan	#	#
11b	Non-Plan	#	#
12	Revenue Deficit(-)/Surplus (+)(3-6)	-2092.72	-240.93
13	Fiscal Deficit(-)/Surplus(+) {(3+4)-(6+8+10)}	-3574.51	-2149.07
14	Primary Deficit {13+7(b)(i)}	-2432.12	-892.14

The amount could not be reflected due to merger of Plan and Non-Plan

Source: Finance Department (Budget Branch), Tripura.

Table 4.5 A comparison of sectoral provisioning of fund through budget in Tripura (2017-18 to 2020-21) (Year-wise provision as % of total):

Sl. No.	Department	2017-18	2018-19	2019-20	2020-21
1.	Finance (Pension, Debt. Servicing & others)	19.81	21.74	23.16	27.48
2.	Education (Elementary, School, Higher, SW&SE)	21.23	22.54	20.81	19.80
3.	Public Works (R&B, DWS & WR)	11.51	9.51	8.65	9.72
4.	Home (Police, Jail, FSL & Fire Service)	9.07	9.81	8.72	8.21
5.	RD & Panchayat	9.96	7.82	11.97	10.16
6.	Health & Family Welfare	4.85	6.12	5.54	5.14
7.	Agriculture (Agri. Allied activities)	5.37	5.15	5.77	5.10
8.	Tribal Welfare, TRP & PTG & Tribal Research	2.53	2.78	2.63	2.83
9.	Power	0.84	0.45	0.16	0.50
10.	Planning & Coordination	1.72	0.15	0.19	0.22
11.	Revenue	1.65	2.25	1.33	1.49
12.	Others	11.46	11.68	11.07	9.35
13.	Total(%)	100	100	100	100
14.	Total Provision (Rupees in crore)	15956.56	16387.21	17530.46	19891.60

Source: Budget At A Glance for year 2017-18 to 2020-21. (Statement No. 5)

b. PLANNING:

The State Planning (P&C) Department has been playing a vital role in the State and as Nodal Department/Coordinator oversees the following development activities:

- * Non-lapsable Central Pool of Resources
- * North East Special Infrastructure Development Scheme

- * North Eastern Council
- * North East Road Sector Development Scheme
- * Special Plan Assistance (SPA), Special Central Assistance (SCA) and Special Development Scheme (SDS).
- * Member of Parliament Local Area Development Schemes
- * Bidhayak Elaka Unnayan Prakalpa
- * Tripura Human Development Report

In addition, following functions also:

- Preparing background materials in connection with meetings of NITI Aayog.
- Monitoring on the progress of implementation of the Flagship programmes.
- Organising Review Meeting of Chief Secretary with Secretaries- in- charge of different Departments on different issues that needs urgent attention.
- Reviewing infrastructures projects of Rs. 150 crore & above under Central Sector periodically.
- Monitoring of issues under Act East Policy including Indo-Bangladesh issue.
- Holding of AGRAGATI Meetings.
- Collection of materials from concerned departments for holding PRAGATI Meeting and to upload status of projects in e-Samiksha portal.
- Preparation of speeches of the Hon'ble Chief Minister in different forums such as NEC meetings, Act East Policy, ASEAN Conclave etc.

Concluding remarks:

Although, the State has implemented significant reform in Power Sector, similar initiatives and re-structuring are required for the State run Public Sector Units (PSUs). The State may also use the information technology and e-governance for improving the delivery of basic service of different PSUs.

Efforts need to be taken for consolidating the debt including interest payments as well as by additional resource mobilization through the Goods and Services Tax (GST).

Chapter-5

PRICE AND COST OF LIVING

Prices do not remain constant, as they tend to change due to various economic, social and other factors. The changes in prices affect a wide range of economic activities and purchasing power of people. Therefore, constant monitoring of price behaviour becomes imperative for the regulation of macro-economic policies. The Government conducts regular and periodic checks on the movement of prices of essential commodities, since a change in the price level affects the pattern of consumption of the consumer. Price index numbers are one of the important economic tools that help in monitoring and analysing the change of the price level.



In fact, price influences both quantum and pattern of consumption. It is said that stability in price level has a direct impact on the economic development of the State. Rising prices or inflation leads to increase in the inequalities of income. It also affects the fixed income groups of the society. Price stability is essential for sustaining economic growth and ensuring equitable distribution of goods and services to all section of the people.

Inflation has always been one of the most closely monitored macro-economic indicators. The inflationary trends highlight the need to have an appropriate price index. The statistical device of index number of prices can gauge the changes in prices over a period. The price index can be either at the wholesale Price Index (WPI) or at the level of the retail end of marketing channel or consumer Price Index (CPI).

For last couple of years, the State in particular and the country as a whole is experiencing stable price rise. It is therefore, becomes crucial for policy makers, planners, economists and other decision-making authorities to obtain reliable data on price movement over the period and to get projection for future price movement. Index number is compiled on the principle of weighted arithmetic mean according to the Laspeyre's formula, which has fixed base year weights operating through the entire life span of the series.

The movement of changes in price of an economy can be studied/ analysed by the statistical method of index number of prices. Conceptually, the Wholesale Price Index (WPI) is used to measure the overall rate of inflation and Consumer Price Index (CPI) is used to measure changes in prices of items for consumption. The WPI for Tripura is not available; therefore, our analysis on price situation for the State is based on the Consumer Price Index (CPI) numbers of Industrial Workers/ Middle class employees/ Agricultural Labour etc.

- Overall inflation in the State during 2019-20 remained high in both rural and urban areas due to increase in prices of primary articles and petroleum products.
- Year-on-year inflation in the State based on CPI-IW was 4.63 percent in March 2020.
- The All India WPI (2011-12=100) has moved gradually from 119.9 in March, 2019 to 120.4 in March, 2020.

Overall price-situation in the country:

Overall inflation in the country during 2019-20 remained high both in rural and urban areas. The increase in prices of primary articles and mineral oils substantially contributed for high inflation.

Inflation based on Wholesale Price Index (WPI):

The WPI is the most widely used and accepted index for interpretation and measuring the annual rate of inflation in the country. This is an important indicator for micro-economic stability, measured based on year-on-year variations in WPI.

The All India WPI (2011-12=100) has moved gradually from 119.9 in March, 2019 to 120.4 in March, 2020.

Rural price behaviour:

The general price behaviour in rural areas at all India can be analysed with the help of CPI for Agricultural Labourers (CPI-AL), 1986-87=100. The CPI-AL has increased from 924 in March 2019 and 1007 in March 2020. The year-on-year basis inflation measured on CPI-AL shows that the inflation was 8.98 percent in 2019-20 year-on basis at all India level, which was quite high.

It is revealed from the above analysis that retail prices at all India level behaved an up-ward trend during the fiscal 2019-20. The prices of primary articles were the key driver of domestic inflation during 2019-20. Besides, prices of fuel including LPG and petroleum products also posed upward pressures for higher inflation in 2019-20.

Price-situation in the State:

The State is located in the North-Eastern part of India and at the extreme corner of the country with 60 percent of its area as forest area. The State has only bordering area with two States namely Assam, 53 Km (5.21 percent), and Mizoram, 109 Km (10.71 percent). The rest 84.08 percent (856 Km) long bordering area of the State lies with the neighbouring country of Bangladesh.

The price situation in the State is actually influenced by the overall price behaviour of the country, since the State is highly depends on Central Government for revenue as a special category State. The price situation in the State during 2019-20 shows high inflationary trend compared to 2018-19.

Retail price behaviour of essential commodities in rural areas:

Retail prices of essential commodities from 146 rural markets of different Blocks are being collected by the field Officials of the State Directorate of Economics & Statistics on regular basis.

A comparative analysis of data of average retail prices in the State for the months of December-2018 and December 2019 reveals that retail prices of seven essential commodities increased more than 15 percent out of 19 commodities, which were Moong Dal, Masur Dal, Potato, Onion, Green Chillies, Brinjal and Meat (Goat). The inflation rates of the said commodities were 16.38 percent, 24.66

percent, 56.72 percent, 348.60 percent, 31.90 percent, 36.39 percent and 16.49 percent respectively in 2019-20 as compare to preceding year of 2018-19.

Table- 5.1 Average rural retail prices of essential commodities in Tripura during 2018 and 2019:

Sl. No.	Commodities	Unit	Prices (In rupees) during		Percentage variation (+,-) in Dec.'2018 over, Dec.' 2019
			Dec. 2018	Dec. 2019	
(1)	(2)	(3)	(4)	(5)	(6)
i)	Rice (Medium)	Kg.	30.36	29.70	(-)2.17
ii)	Rice (Coarse)	Kg.	27.62	27.18	(-)1.59
iii)	Atta	Kg.	30.75	32.14	4.52
iv)	Moong Dal	Kg.	83.44	97.11	16.38
v)	Masur Dal	Kg.	80.08	99.83	24.66
vi)	Potato	Kg.	17.63	27.63	56.72
vii)	Onion	Kg.	27.47	123.23	348.60
viii)	Green chillies	Kg.	78.03	102.92	31.90
ix)	Pumpkin (Sweet)	Kg.	28.10	32.26	14.80
x)	Brinjal	Kg.	29.02	39.58	36.39
xi)	Fish (Small)	Kg.	245.52	265.10	7.97
xii)	Meat (Goat)	Kg.	694.38	808.85	16.49
xiii)	Egg (Duck)	4 nos.	43.68	49.11	12.43
xiv)	Milk (Cow)	Liter	50.57	54.06	6.90
xv)	Mustard Oil (Loose)	Liter	106.27	109.44	2.98
xvi)	Sugar	Kg.	44.58	45.56	2.20
xvii)	Gur	Kg.	57.66	58.11	0.78
xviii)	Tea (leaf) loose	100 g.	20.88	21.11	1.10
xix)	Salt (pkt)	1Kg. pkt	20.00	22.82	14.10

Source: DES-Tripura

Inflation based on Consumer Price Index: The Wholesale Price Index (WPI) is not available for Tripura, therefore, for assessing the price situation in this backward State, the Consumer Price Index Number (CPI) for Industrial Worker/ Middle Class Employees/Rural Labour & Agricultural Labour may be the useful instrument to study price behaviour and the general price effect in the State. The Consumer Price Index Numbers measure the overall price movement of goods and services at the consumption stage. The Consumer Price Index Numbers are generally constructed for specified section of the population.

Inflation based on Consumer Price Index numbers for Industrial Workers: The CPI-IW (2001=100), which is compiled and released by the Labour Bureau, Shimla, on the basis of the data supplied by the field officials of the State Directorate of Economics & Statistics measures monthly movement of retail prices of various goods and services of the industrial workers. The Government employees wage compensation (Dearness Allowance) both central and State levels are done based on movement of this Index.

The inflation rate based on Consumer Price Index (CPI) captures the retail price movement for different sections of consumers. The inflation based on the

CPI-IW (2001=100) was also high and it was 4.63 percent in March year-on-year basis.

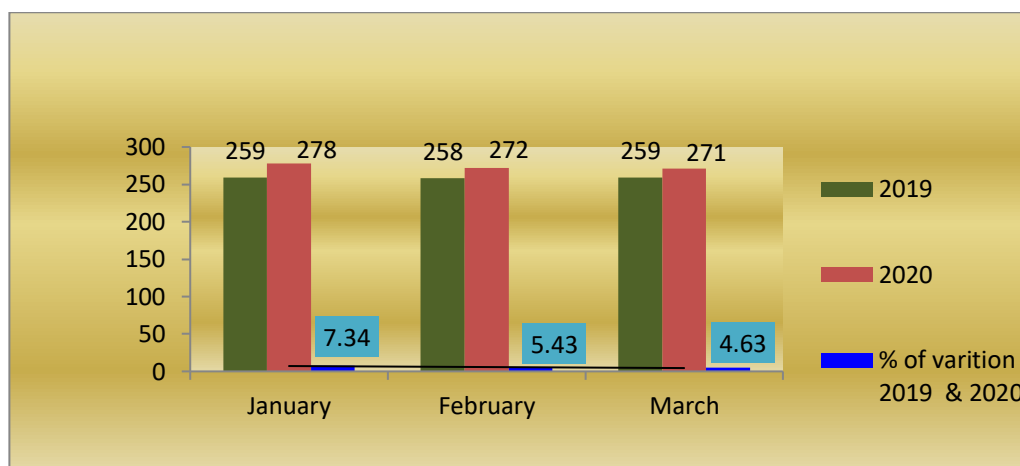
The CPI-IW exhibits up-ward trend during the year 2018-19. It gradually moved from 278 in January 2020 to 271 in March 2020.

Table- 5.2. The following table shows the year-on- year trend in CPI-IW for all commodities in Tripura for the years 2019 and 2020 (with base 2001=100):

Sl. No.	Months	2019	2020	Percentage variation during 2019-20
i)	January	259	278	7.34
ii)	February	258	272	5.43
iii)	March	259	271	4.63

Source: - Labour Bureau, Shimla.

CPI (IW)



The prices for CPI-IW are being collected from 10 (ten) different markets of Tripura viz., Maharajganj Bazar (Agartala), Mohanpur, Ranirbazar, Dharmanagar, Kailashahar, Kadamtala, Kumarghat, Bishalgarh, Santirbazar and Teliamura. The Labour Bureau, Ministry of Labour, Shimla releases the CPI for Industrial Worker after getting the data weekly/ monthly basis from these markets collected by the State Directorate of Economics & Statistics, Tripura.

Rural price behaviour: The rural price behaviour of the State can be explained with the help of CPI for Agricultural Labourers (CPI-AL) and CPI for Rural Labourers (CPI-RL). The CPI for Agricultural Labourers has moved to 826 in March 2019 and it thereafter increased and stood at 871 in March 2020. The inflation rate based on CPI-AL on a year-on-year basis was 5.45 percent in March, 2020.

At all India level, the CPI for Agricultural Labourers has moved to 924 in March 2019 and it thereafter increased and stood at 1007 in March 2020. The inflation rate based on CPI-AL on a year-on-year basis was 8.98 percent in March, 2020.

Table- 5.3 The movements of the CPIs for Agricultural labour and Rural Labour during March-2016 to March-2020 may be seen in the following table:

Category	Year	Tripura		All-India	
		General Index	Food	General Index	Food
CPI-Agri. Labour	March 2016	768	739	843	838
	March 2017	754	751	866	826
	March 2018	771	795	887	830

	March 2019	826	858	924	865
	March 2020	871	908	1007	961
CPI- Labour Rural	March 2016	753	785	848	821
	March 2017	748	743	872	831
	March 2018	781	789	894	835
	March 2019	839	854	932	870
	March 2020	889	906	1013	966

Source: - Labour Bureau, Shimla.

Consumer Price Index Numbers for Middle Class Employees of Agartala: The CPI for Middle Class Employees at Agartala was 6569 in January 2019 and it increased to 6896 in January, 2020. The inflation showing of about 5 percent year on year basis.

Consumer Price Index Numbers for Rural, Urban and Combined: The Central Statistics Office, Government of India has introduced a new series of consumer price index for all India and States/UTs separately for rural, urban and combined for the purpose of intra temporal price comparison with effect from January 2019.

Table- 5.4

Category	Year	Tripura	All-India
CPI-Combined			
January	2020	158.4	150.2
February	2020	157.3	159.1
March	2020	157.1	184.7
CPI-Urban			
January	2020	155.0	148.2
February	2020	153.8	147.7
March	2020	153.7	147.4
CPI-Rural			
January	2020	159.6	151.9
February	2020	158.5	150.4
March	2020	158.3	149.8

Source: - Labour Bureau, Shimla.

Concluding remarks:

Price situation during 2019-20 in the State was not favourable. The increase in prices of primary articles and mineral oils substantially contributed for high inflation. The increasing price trend of the State is greatly influenced by the price behaviour of the country as a whole.

All major retail prices like wheat, Moong Dal, Masur Dal, Potato, Onion, Green Chillies, Brinjal, Mustard Oil, Salt, Pumpkin, Fish(small), Meat (goat), Egg(duck), Milk (cow) etc. noticed an increasing trend in 2019-20 over 2018-19.

Chapter-6

POVERTY, MANPOWER & EMPLOYMENT

Well nurtured and productive labour force contributes to achieve inclusive growth. However, Population Census is the most creditable source of data on employment structure and labour force, but it is conducted after a lag of ten years. Therefore, to bridge the data gaps, quinquennial rounds of Nation Sample Survey (NSS) on employment and un-employment and Economic Census conducted regularly. In addition to this, employment data of organized sector is available through the mandatory returns of factories, which are registered under the Factory Act, 1948. Apart from that, Employment Market Information (EMI) programme provides employment data of public and private sector establishments.



There is widespread mal nutrition among women and children especially in hilly and remote areas of the State. Moreover, the district level Human Development Indices (HDI) varies among the districts of the State as indicated in the Tripura Human Development Report (THDR), 2007.

Workforce data as per 7th Economic Census, 2019: The provisional report of 7th Economic Census 2019 shows that about 7,83,694 persons are engaged in different 5,11,127 establishments in the State.

Table: 6.1 The District level establishments and total workers is depicted in the following table:

Sl. No.	Name of Districts	No. of establishment (7th EC), 2019 (P)	Total Worker (7th EC), 2019 (P)
i.	West	115319	189323
ii.	Sepahijala	97792	143617
iii.	Khowai	36394	50222
iv.	Gomati	76999	104118
v.	South	51646	77155
vi.	Dhalai	52500	74280
vii.	Unakoti	32118	66110
viii.	North	48359	78869
Total		511127	783694

- ▶ 1,92,246 active job-seekers of Tripura registered in the National Career Service Portal as on 30th June 2020.
- ▶ As per 7th Economic Census, 2019 about 7,83,694 persons employed in 5,11,127 establishments in the State.
- ▶ As per Census 2011, out of total workers (main and marginal) 75.95 percent were in rural areas.

Employment as per 5th, 6th and 7th Economic Censuses: It has been revealed from the reports that, about 4,04,024 persons were employed in 2,36,773 establishments in 2013 in the State against 3,85,708 persons were working in 1,89,423 establishments in 2005 and 2,68,257 persons in 1,04,427 establishments in 1998. Out of the total workers of 4,04,024 persons in 2013, 2,33,436 (57.78 percent) were in rural areas and remaining 1,70,588 (42.22 percent) were in the urban areas. As per the report, the total hired workers in 2013 were 1,56,261, i.e. 38.68 percent of the total workers.

The provisional data of 7th Economic Census, 2019 shows that about 7,83,694 persons employed in 5,11,127 establishments in the State.

Table 6.2: The following table depicts the establishment with fixed structure by different categories in the State:

Sl. No.	Type of establishments	No. of Establishments (6th EC), 2013	No. of establishment (7th EC), 2019(P)	CAGR during 2013-2019
i.	Primary	19848	246810	52.21
ii.	Manufacturing	37047	54641	6.69
iii.	Electricity, Gas & water supply	991	3046	20.58
iv.	Construction	5493	13329	15.92
v.	Trading	96116	81652	-2.68
vi.	Services	77278	82791	1.16
Total		236773	482269	12.59

Workforce as per Census-2011: The workforce data based on Census-2011 has been released by the Registrar General of India, New Delhi shows that the total number of workers (main & marginal) in the State was 14,69,521. Out of these total workers, 11,59,561 were the main workers and 3,09,960 were the marginal workers in 2011.

The total male workers (main & marginal) were 10,45,326 and remaining 4,24,195 were the female workers in 2011. Out of the total worker (main & marginal), 11,16,076 (75.95 percent) were in rural areas and 3,53,445 (24.05 percent) were in the urban area in 2011, respectively. The proportion of total workers (main & marginal) in total population of the State was 39.99 in 2011, which was 36.24 percent in 2001.

The total main workers were 10,77,019 in 2011, out of which 8,87,881(83.44 percent) were male main workers and 1,89,138 (17.56 percent) were female main workers.

Work participation rate: The work participation rate (WPR) stood at 39.99 percent in 2011 which were 36.2 percent in 2001 and 31.1 percent in 1991, respectively. The work participation rate among the rural population of the State

was 41.14 percent in 2011. The similar work participation rate among the urban population was 36.76 percent in 2011.

Male work participation rate: Male work participation rate for State as a whole increased from 47.6 percent in 1991 to 50.6 percent in 2001 Census and further to 55.77 percent in 2011.

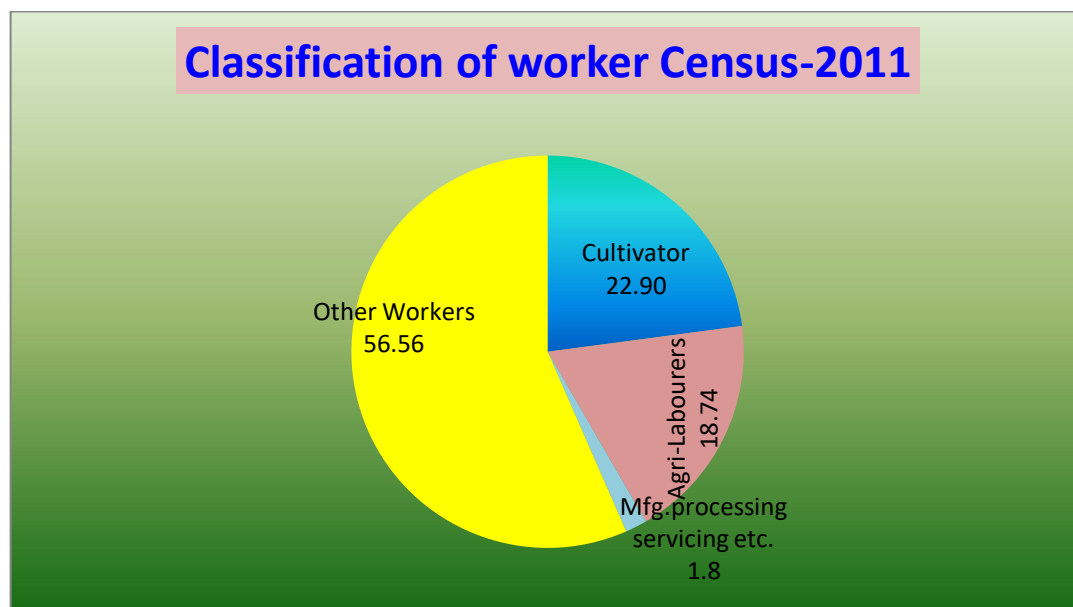
Female work participation rate: Female work participation rate increased from only 13.8 percent to 21.1 percent in 2001 and further to 23.57 percent in 2011.

Composition of main workers:

Table 6.3 The percentage distribution of main workers according to economic classification as per 1991, 2001 and 2011 census:

Sl. No.	Items	1991	2001	2011
1	2	3	4	5
i	Cultivator	38.09	26.88	22.90
ii	Agri-labourers	25.70	24.03	18.74
iii	Mfg. processing servicing etc.	1.42	2.90	1.8
iv	Other workers	34.79	46.19	56.56
v	Total	100.00	100.00	100.00

Source: - Census-2011, RGI.



Main and marginal workers: Census-2011 classified the workers in two categories viz. main workers i.e. those who worked for a major period of the year (i.e., 183 or more days) and marginal workers i.e. those who worked for less than 183 days in a year.

Main workers: The total main workers was 10,77,019 in 2011. The proportion of main workers in total population of the State was 29.31 percent in 2011, which were 28.41 percent in 2001 and 29.10 percent in 1991, respectively. The proportion of rural main workers was 28.63 in 2011 which was 28.07 percent in 2001 as compared to 29.21 percent in 1991. The same proportion of main workers

in urban area was 31.25 percent in 2011 as compared to 30.02 percent in 2001 and 28.45 percent in 1991.

Marginal workers: The total marginal worker was 3,92,502 in 2011. The incidence of marginal workers among the males was low as compared to females. About 40.11 percent of the males in the State were marginal workers, while remaining 59.88 percent were female marginal workers. The marginal workers in rural areas was 3,39,493 i.e. 86.49 percent of the marginal workers were residing in rural areas in 2011 as against 53,009 marginal in urban area.

Male workers: The total male worker was 10,45,326 (main & marginal), which accounts 71.13 percent of the total workers in 2011. Out of which, main male worker was 8,87,881 and main marginal worker was 1,57,445. In rural area, total male worker (main & marginal) was 7,76,583 where as it was 2,77,559 in urban area. This proportion of male main worker in the rural areas was 45.92 in 2011 as against 44.68 percent in 2001 and 46.92 percent in 1991 to the total rural male population. In urban areas, the proportion of male main workers was 51.49 percent in 2011 which was 48.92 percent in 2001 and 46.92 percent in 1991 to the total urban male population.

Female workers: The total female worker was 4,24,195 (main & marginal), out of which 1,89,138 was the main female worker in 2011. The proportion of female workers (main & marginal) was 28.86 percent to total workers in 2011. The proportion of main female workers was 8.95 percent in 1981 which rose to 10.14 percent in 1991 and 10.70 percent in 2001 and stood 10.51 percent in 2011 to the total female population. Total female main worker was 1,39,560 in rural area and 49,578 was in urban area in 2011.

a. POVERTY:

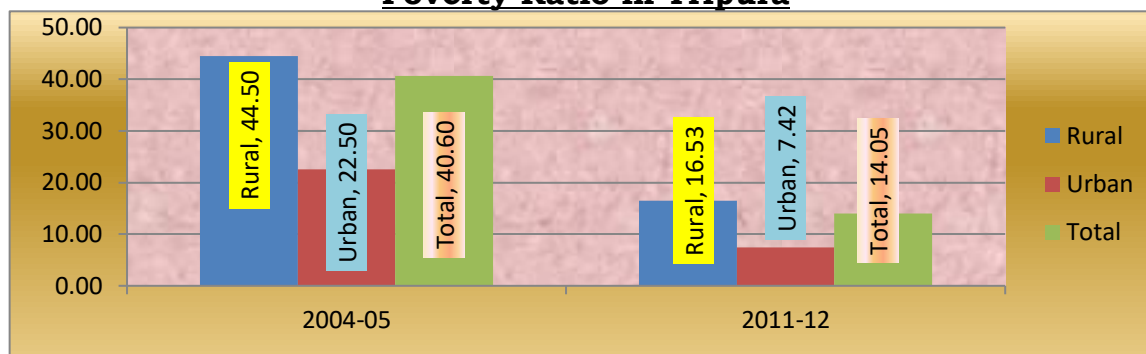
The erstwhile Planning Commission has periodically estimated poverty lines and poverty ratios on the basis of large sample surveys on 'Household Consumer Expenditure' conducted quinquennially by the National Sample Survey Office, Ministry of Statistics & Programme Implementation, Government of India. Based on NSS 68th round data of 'Household Consumer Expenditure' survey, poverty estimates for the year 2004-05 and 2011-12 have been estimated as per recommendations of Tendulkar Committee. The final poverty line for Tripura was Rs. 450.49 for rural areas and Rs. 555.79 for urban areas as against Rs. 446.68 for rural areas and Rs.578.8 for all India in 2004-05.

Table: 6.4 The poverty ratio by Tendulkar Methodology using Mixed Reference Period (MRP) for 2004-05 and 2011-12 as released by the Planning Commission:

Year		Rural	Urban	Total
2004-05	Tripura	44.50	22.50	40.60
	All India	41.80	25.70	37.20
2011-12	Tripura	16.53	7.42	14.05
	All India	25.70	13.70	21.90

Source : Planning Commission, India.

Poverty Ratio in Tripura



b.MANPOWER & EMPLOYMENT:

The Directorate of Employment Services & Manpower Planning under Labour Department is implementing all its activities with its 5 (five) District Employment Exchanges and One Special Employment Exchange for Persons with Disabilities and 13(thirteen) Employment Information and Assistance Bureaus (EI & ABs) situated in the Office of the Sub-Divisional Magistrates where no District Employment Exchange exist.

Objective of the Directorate:

1. To register names of the job-seekers through National Career Service portal (www.ncs.gov.in) and sponsoring their names to Private and Public Sector employers as per requisition.
2. To provide guidance related to education and career with all possible job opportunities in a transparent and effective manner through the use of technology as well as through counselling to the youths and other job-seekers through the Model Career Centers.
3. Collection of Employment Market Information and implementation of Employment Exchanges (Compulsory Notification of Vacancies) Act, 1959.
4. Implementation of National Career Service Project in the State.

Live Register: As on 30.06.2020, 1,92,246 active job-seekers of Tripura registered in the National Career Service Portal (www.ncs.gov.in). Out of 1,92,246 active job-seekers 1,13,665 are Male and 78,554 are Female. Among them 34,565 Scheduled caste, 47,673 Scheduled tribes, 40,907 Other Backward Class persons, 2,493 Differently Able Persons, 69101 Unreserved categories job seekers.

Table: 6.5 Educational qualification wise active job seekers of Tripura as on 30.06.2020:

Sl. no.	Educational qualification	Dhalai	Gomati	Khowai	North Tripura	Sepahijala	South Tripura	Unakoti	West Tripura	Total
1	Upto 9 th	2927	2296	1821	1918	1323	1632	1532	4691	18140
2	10 th	5622	5871	3686	6219	4256	10618	3607	15112	54991
3	11 th	96	154	89	205	297	274	109	287	1511
4	12 th	3846	6013	4616	4640	4965	7542	3749	15418	50789
5	Diploma after 10 th	133	194	73	120	165	201	74	996	1956
6	Diploma after 12 th	140	276	156	135	185	409	140	629	2070
7	Graduate	2879	4562	3410	3566	3738	5029	3126	14610	40920
8	Post Graduate	627	1197	682	796	805	1393	645	4193	10338

9	PHD	6	10	2	9	2	13	7	68	117
10	No Schooling	45	50	177	87	98	21	11	544	1033
11	ITI	16	13	10	13	16	32	11	66	177
12	PG Diploma	3	2	2	4	2	10	5	16	44
13	Upto 8 th	1148	969	879	1251	1231	1119	661	2673	9931
14	Education not specified	4	2	5	4	10	7	0	197	229
15	Total	17492	21609	15608	18967	17093	28300	13677	59500	192246
16	Percentage	9.10	11.24	8.12	9.87	8.89	14.72	7.11	30.95	

Source: Directorate of Employment Services & Manpower Planning.

Model Career Center under National Career Service Project : The Directorate of Employment Services & Manpower Planning, Government of Tripura is implementing *National Career Service (NCS) Project* in the State. So far two Model Career Centers, one at District Employment Exchange, Agartala, West Tripura and another at District Employment Exchange (DEE), Dharmanagar, established. 3rd Model Career Center (MCC) would be set up at DEE, Kailashahar in this financial year, 2020-21.

Salient features of NCS Project: National Career Service is a Mission Mode Project. It is a one-stop solution that provides a wide array of employment and career related services to the citizens of India. National Career Service is a vibrant platform which aims to transform and strengthen the public employment services in the country. It brings together Job Seekers, Employers, Skill Providers, Career Counsellors, Local Service Providers (LSP's), Career Centers, Placement Organizations, Households and Government Departments on a common platform through the efficient use of information technology.

- Easy accessibility of employment services like staffing, placement and recruitment to all the stakeholders.
- Enhancing employability of the workforce by providing them information on training & skilling.
- Provisioning of career counselling services.
- Self-help & assessment tools of capabilities & vocational guidance services to job seekers.
- Providing information related to job profiles, career paths & employers.
- PAN verified institutions and rich database of job seekers.
- Career planning and rich career content on over 3500 occupations across 52 sectors.
- NCS has partnerships with various private organizations like Freshers world, Monster, HireMee, etc. and the data exchange on the portal helps connecting job seekers with more number of prospective employers.

Measures taken under NCS Scheme in the State:

- Activities like Registration of Job-seekers/Employers /Local Service Providers through NCS Portal/ Individual Counselling of Job-seekers/ Group Counselling of Job-seekers/ School Counselling /Industry Visit are being done on a regular basis.
- In the financial year, 2019-20, organized 15 Job Fairs. In those job fairs, 3320 candidates participated. 482 offer letters issued.
- At present Model Career Center, Agartala and Dharmanagar have been

conducting online career counselling. MCC, Agartala has regularly been uploading various Videos on different courses / jobs / daily news.

Job-fair: The one of the focus areas of the Model Career Center (MCC) under National Career Service (NCS) Project is to organize ‘Job Fair’ with an aim to enhance employment opportunities for the Skilled and un-skilled job seekers. In the financial year, 2019-20, 15 Job-fairs held at Agartala, Udaipur, Dharmanagar, Kailashahar and Ambassa. 482 offer letters issued.

Other Ongoing Activities:

- 1. Career Counselling and Career Exhibition Programme:** Career talks on career guidance and motivational programme for new generation have been conducted by this Directorate in different schools. In the financial year, 2019-20, 95 career counselling programme conducted covering all the Blocks, Municipal Councils, Nagar Panchayats of the State. This apart 18 Career Exhibition programs also conducted in the financial year, 2019-20 in various HS level schools of the State.
- 2. Publication of Career Literature:** The Department has published various career literature. These Leaflets found to be very help-full to the students / youths for their guidance in career. Career guidebooks / literatures are available /published by this Directorate for the aspirants / students / youths of the State for their guidance in future career planning. In the financial year, 2019-20, 10(ten) nos. of career leaflets covering job opportunity in various fields published.
- 3. Coaching center to appear Competitive Examinations:** The Department has set up coaching centers at Agartala to assist intending youth aspiring to appear in PSBs- Common Written Examination (CWE)/Clerk-VIII conducted by Institute of Banking Personnel Selection (IBPS)” and altogether 41(forty one) candidates got coaching.

c.FACTORY AND BOILERS:

New coverage of factories under the Factories Act.: 86 factories have been brought under the enforcement coverage and granted Factory license during the period and thereby extending statutory benefits on safety, health and welfare to additional 1,843 workers. With this additional coverage, number of total registered and licensed factories under the Factories Act. comes to 866 up to March, 2020 and number of total workers benefited comes to 57,946.

Table: 6.6 The district-wise number of registered factories with number of workers employed there-in 31st March, 2020:

Name of District	Under Sec. 2m(i)	Under Sec. 2m(ii)	Under Sec. 85 (1 st schedule)	Total Factories	Number of workers Employed
Dhalai	50	00	00	50	5091
Sepahijala	61	03	01	65	5512
Khowai	42	02	00	44	3928
Gomati	65	02	00	67	4568
Unakoti	45	00	00	45	3925
North	81	00	02	83	4822
South	70	00	00	70	5242
West	434	02	06	442	24858
Total	848	09	09	866	57946

Source: - Chief Inspector of Factories & Boilers, Tripura.

- Approval of plan for construction of new factories: 84 numbers of plans and machinery layout drawings for construction of new factories were received during the year. All layout drawings have been approved as required as per the provisions of the Factories Act, 1948 with necessary modifications/corrections etc. for starting construction and installation of machineries.
 - Approval of plan and layout for extension of existing factory: 34 plan and layout drawings were approved for extension of existing factories.
 - De-registration and De-licensing of factories: 35 factories have been de-registered and their factory licenses were cancelled during the period.
 - Factories brought U/S 85 other than Factories under first schedule of the Factories Act, 1948 and Factories under Rules 160 of Tripura Factory Rule, 2007 have been rescinded vide Notification No. 7(85)/FB/MISC/96/Vol.-II/1842-55, dated 29-11-2019.
 - Inspections: In total 807 inspections have been conducted throughout the State during the year.
 - Accident Investigations & Workmen's Compensation: 2 (two) number non-Fatal accident occurred during the year and no-Fatal accidents were reported. No matter for compensation was referred to Employees Compensation Commissioner to settle the issue.
 - Prosecutions: 8 prosecutions have been launched against the factory-management for violations during the period.
- A. Non-Tax Revenue earned**: Rs. 44.67583 lakh has been realized from factory license fee, renewal fee and boilers testing fee, during the period under report.
- B. Financial achievement**: Rs. 8.84 lakh has been spent under Revenue Head (Non-salary) against allocation of Rs.10.15 lakh and Rs. 2.8458 crores has been spent so far under Revenue Head (salary) against budget allocation of Rs. 2.8920 crores.

d.LABOUR:

Table 6.7 Achievement Report under Ashangathita Sramik Sahayika Prakalpa (ASSP) Scheme:

Total amount involved for beneficiaries benefited during the year 2019-20			Rs.82,15,980
Total nos. beneficiaries benefited during the year 2019-20			1,097 nos.
1.	Maturity	Total amount involved for beneficiaries benefited during the year 2019-20	Rs.1,44,949
		Total nos. of beneficiaries benefited during the year 2019-20	15 nos.
2.	Pre-Maturity	Total amount involved for beneficiaries benefited during the year 2019-20	Rs. 75,38,676
		Total nos. of beneficiaries benefited during the year 2019-20	1,017 nos.
3.	Death	Total amount involved for beneficiaries benefited during the year 2019-20	Rs. 5,31,004
		Total nos. of beneficiaries benefited during the year 2019-20	64 nos.
4.	Government Job	Total amount involved for beneficiaries benefited during the year 2019-20	Rs. 1,351
		Total nos. of beneficiaries benefited during the year 2019-20	1no.

Source: Labour Department, Tripura.

Table : 6.8 Achievement Report under Pradhan Mantri Shrama Yogi Maandhan (PM-SYM) Scheme for the year 2018-19 and 2020-21:

1.	Total nos. of beneficiaries enrolled during the year 2018-19 (since inception)	13,733 nos.
2.	Total nos. of beneficiaries enrolled during the year 2020-21 (upto 16-09-2020) (since inception)	27,648 nos.

Source: Labour Department, Tripura.

Table: 6.9 Achievement Report under National Pension Scheme for Traders and self-employed person (NPS) Scheme for the year 2020-21:

Total nos. of beneficiaries enrolled during the year 2020-21 since inception till 02-09-2020	603 nos.
--	----------

Source: Labour Department, Tripura.

Table: 6.10 Achievement Report under Tripura Building & Other Construction Workers Welfare Board (TB & OCWW) for the year 2019-20:

Total amount involved for beneficiaries benefited during the year 2019-20			Rs. 5,28,07,713
Total nos. of beneficiaries benefited during the year 2019-20			15,335 nos.
Sl.No.	Particulars	No. of beneficiaries	Amount Spent
1.	Education	14163	Rs. 4,35,00,000
2.	Marriage	379	Rs. 37,90,000
3.	Maternity	23	Rs.1,10,000
4.	Major Ailment	184	Rs. 18,66,695
5.	Accident	23	Rs. 1,07,418
6.	Pension	392	Rs. 11,08,600
7.	Death	98	Rs. 19,60,000
8.	Funeral	73	Rs. 3,65,000

Source: Labour Department, Tripura.

Concluding remarks:

To maintain sustain economic growth providing more employment opportunities in secondary and tertiary sectors will be ensured by creating and extending infrastructure, skilling, credit facilities and entrepreneurship covering all districts.

For reducing the absolute poverty, emphasis would be given for generating more employment opportunities particularly for the weaker and poorer section of the people. Although, the State's economy is characterized by high rate of poverty and high un-employment problem.

The adoption of best practices and innovation in agriculture, animal husbandry, fishing, horticulture as well as small and micro level entrepreneur units including IT will boost the employment opportunities and improve the productivity as well and also reduce the rural poverty to a large extent in the State. The State Government initiated to improve the economic condition of labour families; traders and self-employed person by fulfil the different schemes like ASSP, PM-SYM and NPS.

Chapter-7

FOOD, CIVIL SUPPLIES AND CONSUMER AFFAIRS

Food, Civil Supplies & Consumer Affairs Department plays an important role in Government's economic policy by supplying food grains & other rationing commodities such as Atta, Masoor dal, Sugar, Kerosene Oil etc. to all ration cardholder families at subsidized and affordable prices through the Public Distribution System. The Department also supplies food-grains to different Government institutions at a subsidized price under Other Welfare Schemes. Moreover, the Department is entrusted with the responsibility of monitoring and analyzing retail & wholesale prices of essential commodities on daily basis for taking preventive measures to keep the prices under control as well as keeps monitoring to normalize the supply of petrol, diesel, LPG cylinders etc.



PUBLIC DISTRIBUTION SYSTEM: In Tripura, there are total 9.20 lakh ration cards. Out of this, 5.79 lakh ration cards covering 24.3 lakhs population are under Antyodaya Anna Yojana (AAY) and Priority Household (PHH) schemes. Remaining 3.41 lakh ration cards covering 12.7 lakhs population are under Tide Over /APL.

The entitlement and issue price of commodities for NFSA (AAY& PHH) and Tide Over families are as under:

a) Under the NFS Act, 2013, the monthly entitled scale of rice for priority house hold families is 5 kg per head @ Rs. 2.00 per kg and that for AAY cardholder families is 35 kg per card at Rs. 2.00 per kg.

b) In case of Tide Over for APL family, each member is entitled to 5 kg of rice with a ceiling of 20 kg per family per month at Rs. 13 per kg.

c) Since January, 2019, the State has started distribution of Masoor Dal through PDS to all families at a monthly scale of 1 kg per card at Rs. 40 per kg and subsequently, the issue price has been revised to Rs. 45 per kg which has been effected since December, 2019.

d) Moreover, since April, 2019 the State has started over distribution of sugar to all 9.20 lakh families at the monthly scale of 1 kg per card at Rs. 23 per kg under PDS.

e) Presently, the State is issuing to all families salt at the monthly scale of 500 grams per head at Rs. 7 per kg as well as Atta@ 1 kg per head @ Rs. 13 per kg.

f) Subsidized kerosene oil is also distributed through PDS among all ration cardholders as per their monthly-entitled scale. In Agartala Municipal Corporation (AMC) areas, the monthly scales are 500 ml per head for APL cardholders & 550 ml per head for others and apart from AMC area, the scale is 550 ml per head irrespective of any category.

- Total number of fair price shop in the State is 1,813 in 2019-20.
- Total ration card in the State is 9.20 lakh as on march, 2020.
- Total godowns in the State is 127 as on March, 2020.

Table: 7.1 District wise ration card strength and rationing population in the State:

Ration card strength and rationing population in the State as on 31st March, 2020										
Sl. No.	Name of District	Ration card details				Rationing population				Annapurna beneficiaries
		Tide Over	Priority House Hold	AAY	Total no. of Ration cards	Tide Over	Priority House Hold	AAY	Total no. of population	
1	North	32523	49202	11655	93380	129818	228176	54626	412620	201
2	Unakoti	25516	36082	7257	68855	97505	158229	33091	288825	543
3	Dhalai	31266	51588	16868	99722	113140	210733	72999	396872	749
4	Khowai	33906	40240	11303	85449	120940	160497	47140	328577	758
5	West	99349	121646	15461	236456	365490	488915	69229	923634	902
6	Sepahijala	40621	63008	13237	116866	160353	272174	61704	494231	769
7	Gomati	38173	55233	17294	110700	140906	222605	75648	439159	1051
8	South	39297	53127	15643	108067	143610	209600	67238	420448	767
Total		340651	470126	108718	919495	1271762	1950929	481675	3704366	5740

Source: FCS & CA Department, Tripura.

Table: 7.2 District wise no. of Fair Price Shops in the State as on 31st March, 2020:

Sl. No.	District	No of Fair Price Shops
1	North Tripura	164
2	Dhalai	211
3	West Tripura	470
4	Gomati	209
5	Unakoti	126
6	Khowai	180
7	Sepahijala	220
8	South Tripura	233
Total		1813

Source: FCS & CA Department, Tripura.

Table: 7.3 District wise no of Godowns under State Government with storage capacity (as on 31st March, 2020):

District wise Storage status in the State							
Sl. No.	Name of District	No. of Rice Godowns	Storage capacity of rice Godown (In MT)	No. of Salt Godowns	Storage capacity of salt Godown (In MT)	Total no. of Godowns	Total Storage capacity (In MT)
1	North Tripura	18	17,050	0	0	18	17,050
2	Unakoti	4	2,550	2	100	6	2,650
3	Dhalai	13	6,100	3	600	16	6,700
4	Khowai	6	4,250	4	400	10	4,650
5	West Tripura	19	15,720	5	1300	24	17,020
6	Sepahijala	10	7,450	6	750	16	8,200
7	Gomati	10	8,700	5	780	15	9,480
8	South Tripura	16	7,150	6	400	22	7,550
Total		96	68,970	31	4,330	127	73,300

Source: FCS & CA Department, Tripura.

Table: 7.4 District wise Storage Capacity of Food Corporation of India (FCI):

Sl.No.	District	Storage Capacity (MT)
1	North	10,115
2	Unakoti	5,000
3	West	17,880
4	Gomati	5,000
Total		37,995

Source: FCS & CA Department, Tripura.

Table: 7.5 Allocation of Rice & Wheat by Government of India & distribution under PDS during 2019-20:

Year	Total Allocation (in MT) (Tide Over, PHH, AAY)		Total distributed quantity (in MT) (Tide Over, PHH, AAY)	
	Rice	Wheat	Rice	Wheat
2019-20	2,33,533	37,466	2,23,015	37,466

Source: FCS & CA Department, Tripura.

Table: 7.6 Average monthly requirement of PDS items in the State:

Sl. No.	PDS Commodity	Average monthly requirement
1	Rice	19,260 MT
2	Wheat	3,122 MT
3	Masoor Dal	920 MT
4	Sugar	920 MT
5	Salt	1,853 MT
6	Kerosene Oil	2,112 KL

Source: FCS & CA Department, Tripura.

Table: 7.7 Basic information related to Petrol/Diesel & LPG in the State:

Sl.No.	Particulars	Numbers
i)	Agencies for Petrol /Diesel in the State	68
ii)	Agencies for Kerosene oil in the State	28
iii)	LPG Agencies in the State (including 6 LPG agencies of ARMY/AR/BSF/CRPF)	71
iv)	LPG Consumers in the State (As on May, 2020)	7, 38,394
v)	Monthly requirement of LPG cylinders in the State (considering 60% of total consumers)	4,43,036

Source: FCS & CA Department, Tripura.

Major Initiatives:

A. End to End Computerization programme: The supply chain management involving movement of food-grains from Food Corporation of India (FCI) to State Godowns and further to Fair Price Shop has been automated under “End-to-End Computerization of TPDS Operations”. As part of Fair Price Shop automation all the Fair Price Shops of the State have been made e-POS enabled since May, 2018,

which allows only Aadhaar based biometric authenticated sales transaction in the PDS. Presently, 1785 Fair Price Shop out of 1813 Fair Price Shops are run by means of e-POS machines operating in online mode and remaining 28 shops are run by hybrid version of e-POS due to poor network connectivity. It is to mention that during March, 2019, the Aadhaar based sale-transactions under PDS in the State has been about 95%.

B. Ration Card Portability: As mandated by the Government of India, The State has implemented *Intra-State portability* facility w.e.f. 1st December, 2019, allowing ration card holders to lift ration commodities from any Electronic Point of Sale (e-POS) enabled online Fair Price Shops within the State, as per their convenience and choice, through Aadhaar based biometric authentication. Subsequently, under the Centrally Sponsored Scheme namely “*One Nation One Ration Card*”, *Inter-State Portability* has also been implemented in the State since 01.01.2020 as a next level reform in PDS, allowing any NFSA ration card holder families of presently on boarded 26 States to draw their entitled food grains from any FP Shops of the State through biometric authentication.

C. Paddy Procurement Programme: The Department with the assistance of State Agriculture Department procured (without FCI’s involvement) 16,870 MT paddy from 8623 farmers at an Minimum Support Price (MSP) of Rs. 1750 per quintal during Rabi session 2019-20 and credited Rs. 29.60 crore directly to their Bank Accounts and similarly procured 12,890 MT paddy at an MSP of Rs. 1815 per quintal in hybrid mode (in collaboration with the FCI) during kharif session 2019-20 (Crop-I) from 7909 farmers and transferred Rs. 23.39 crores to the farmers’ accounts. During kharif session 2019-20 (Crop-II) the State has also started procurement of paddy from May, 2020 at an MSP of Rs. 1815/- per quintal by setting up an initial target of 20,000 MT paddy with an estimated expenditure of Rs 36.30 crore from State exchequer.

D. Pradhan Mantri Ujjwala Yojana (PMUY): All out efforts were taken jointly by the State Food Department and Indian Oil Corporation Limited (IOCL) to provide maximum deposit free new Liquefied Petroleum Gas (LPG) connections at free of cost to the female members of most vulnerable section of the society.

Table: 7.8 Details of year wise new LPG connections provided under PMUY:

Year	PMUY connections
2017-18	46,379
2018-2019	1,85,716
2019-2020 (up to August)	34060
Total	2,66,155

Source: FCS & CA Department, Tripura.

b. CONSUMER AFFAIRS:

In order to protect the rights of the consumers under the provisions of the Consumer Protection Act, 1986 and the State Rules, 1987, four District Forums, located at Agartala, Udaipur, Kailasahar and Kamalpur and 1(one) State Commission at Agartala, “Khadhya-O-Bhokta” Bhavan, Gurkhabasti, are functioning in the State. Any consumer can lodge/file a complaint about the

deception in the respective consumer court of jurisdiction in plain paper without any lawyer for redress. Moreover, a Call Centre with no 1967 is functioning in the State through which consumers can collect any information as to Public Distribution system as well as can lodge any complaint about any deceptive matter.

Jurisdiction of different Consumer Redressal Courts as on 31.03.2020 are as follows:

- Cases for compensation claimed up to Rs. 20.00 lakhs can be filled in the District Forums.
- Cases, where the value of compensation claimed exceed Rs. 20.00 lakhs but does not exceed Rs. 1.00 crore can be filed in the State Commission.
- Case for Compensation claimed above Rs. 1.00 crore can be filed in National Commission.

Table: 7.9 The achievements of consumer courts are given below:

Particulars	Status during 2019-20	
	District Forum	State Commission
No. of cases filed	174	48
No. of cases disposed	138	54 (including spill over)

Source: FCS & CA Department, Tripura.

STATE LEGAL METROLOGY (WEIGHTS & MEASURES):

The Legal Metrology Organisation has been playing an important role in protecting the interest of consumers by ensuring fair deal in the field of commercial transactions involving Weights and Measures. The Organisation keeps vigil on the vast market places to safeguard the consumers against short delivery, sale of packaged goods at higher prices, sale of packages having lesser net content etc. An abstract of activities and achievements of the organization during 2019-20 is mentioned below:

Table: 7.10 Achievements during the year 2019-20:

Parameters	Total 2018-19	Total 2019-20	% increase over previous year
No. of traders whose Weights, Measures etc. verified	30761	35,558	15.6%
Nos. of Inspection	17090	17209	0.7 %
Raids conducted	779	791	1.5%
Revenue collection (Rs. In lakh)	136.9	153.09	11.8%

Source: FCS & CA Department, Tripura.

Concluding remarks:

The State Food, Civil Supplies & Consumer Affairs Department need to develop timely delivery of their rationing items in the hilly areas of TTAADC, although the State Government has successfully implemented various Central schemes, distributed food grains, and other ration commodities at lower and affordable prices.

Chapter-8

AGRICULTURE AND ALLIED ACTIVITIES

a. AGRICULTURE:

Agriculture & allied sector contributes to the overall growth and development by producing output for income and employment generation. Out of 17- Sustainable Development Goals (SDGs), No Poverty (SDG:1), Zero Hunger (SDG:2), Promote sustained, inclusive and sustainable economic growth, full and productive employment and decent work for all (SDG:8), Ensure sustainable consumption and production patterns (SDG:12), To combat climate change and its impact (SDG:13) and Protect, restore and promote sustainable use of terrestrial ecosystems, sustainably manage forests, combat desertification, and halt and reverse land degradation and halt bio-diversity loss (SDG:15) are directly link with this sector. Tripura is primarily an agrarian economy.



About than 42% of population of the State now directly depends on agriculture & allied activities and its contribution to the GSDP is 30% in 2019-20 (Advance). Small and marginal farmers constitute about 96% of the total farmers in the State against 78% that of country. Agriculture and allied activities are main backbone of the State's economy.

Around 60 percent of the geographical area is under forest. During 2019-20, the net cropped area in the State is only 2.55 lakh ha (24% of GA) with gross cropped area of 4.88 lakh ha. The main agricultural crops grown in the State are paddy, maize, wheat, pulses, oilseeds etc. Average size of holding has been declined from 1.25 hectares in 1976-77 to 0.49 hectares in Agricultural Census 2015-16 against all India average of 1.08 hectares.

“Road Map” for Agriculture: The perspective plan for self-sufficiency in food production has led to significant increase in foodgrain production, which has been consolidated by the efforts of ‘Agricultural Development Roadmap’. And further, it is provisionally estimated that during 2019-20 food grain production in the State is 8.54 lakh MT. Thus, shortfall in production during 2019-20 is 0.65 lakh tons. As per 2019-20 productivity level of food grain of Tripura was 2740 kg/ha, which is 30% more than all India level (2101 kg/ha) and productivity of rice is 3009 kg/ha, which is 24% more than all India level (2424 kg/ha).

- **Pisciculture support to fish farmers for scientific fish farming and quality fish seed production.**
- **The State has become surplus producer of certified HYV paddy and mustard seeds.**
- **Introduction of new crop like Dragon Fruit on pilot basis in 8 District covering an area of 40 ha. with support of MGNREGA.**

Integrated Pest Management: Sole reliance on chemical pesticides and their indiscriminate use as plant protection tool invokes three ‘r’ (resurgence, resistance and residue) problems resulting environment and human poisoning. Crop protection measures ought to be such that there are pest residues but no pesticide residues, which will help in maintaining the natural enemies of the pests in a State equilibrium. Further, issuance of pesticide license is now restricted to graduates of Agriculture, chemistry or zoology only for avoiding indiscriminate use of pesticides. One ‘State Bio-control Laboratory’ was set up in the State in the year 2001 for mass production of bio-agents for their field application. The products of State bio-control laboratory are now a day very popular among the farmers, with brand name of ‘TRIP’ (viz. TRIP TV, TRIP TH, TRIP FLURO, TRIP BACIL, TRIP GRAMMA AND TRIP GREEN).

Achievements under Perspective Plan: The following are some of the achievements made during the perspective plan:

- a) **Certified HYV seeds production and seed replacement rate:** The State has become surplus producer of certified HYV paddy and mustard seeds. Seed replacement rate (SRR) of HYV certified paddy has been maintained at the optimum level of 33 percent for the last few years. In case of mustard, the SRR is 50 percent. Steps have been taken to achieve self-sufficiency in HYV pulses, groundnut and sesamum seeds also.
- b) **Increasing use of bio-fertilizer :** There is one central bio-fertilizer laboratory in Agartala to monitor the quality of products in various laboratories within the State. There are bio-fertilizer production centers at Udaipur, Dharmanagar and Ambassa also. Distribution of bio-fertilizer have increased manifold from a meager 1.4 MT in 1999-2000 to 104.958 MT (Powder) and 26.240 Ltrs. (Liquid) in 2019-20.
- c) **Use of Chemical Fertilizer :** Use of chemical fertilizers has increased from 25 kg per ha to 62.00 kg per ha in 2019-20 in terms of NPK.
- d) **Increasing flow of Credit to Agriculture through Kisan Credit Card (KCC):** The State Government is used to give special thrust on agricultural credit and keep on perusing the banks continuously for achieving the targets of KCC. It is targeted that 55,000 farmers will be issued KCC during 2019-20.

Table: 8.1 The details of year wise sanction and agricultural loan disbursement:

Components	2016-17*	2017-18*	2018-19*	2019-20*
Nos. of Kisan Credit Cards which got sanction for credit.	48614	50333	56040	56651
Amount disbursed (Rs. in Lakhs)	23979.08	23644.08	36321.91	25700.75

*Only Crop Loan .

Source: Agriculture Department, Tripura.

- e) **Increasing irrigation potential:** Area under assured Irrigation increased from 52,197 ha in 1999-2000 to 2019-20 is 117854 ha.

Table: 8.2 The comparative scenario of the Perspective Plan and Post Perspective Plan “Road Map” in the State is presented in the following table:

Components	Status in base year 1999-2000.	Achievement in 2015-16	Achievement in 2016-17	Achievement in 2017-18	Achievement in 2018-19 (P)	Achievement in 2019-20 (P)
Production of food grains (Lakh tons)	5.13	8.23	8.53	8.55	8.37	8.53
HYV paddy seed replacement rate (%)	2.80	33	33	33	33	33
HYV certified paddy seed production (MT)	Not introduced	4000	4221	3674	4120	
Per ha use of chemical fertilizer (Kg/Ha) (NPK)	25	61.40	62.0	45.50	62.00	62.00
Bio-fertilizer Distribution(MT)	1.4	1182	1120	54.43 MT (Government Channel)	75 MT(Powder) and 18750 Lt. (Liquid)	104.958 MT(Powder) and 26.240 Ltrs (Liquid)
Area coverage under SRI method (Ha)	Not introduced	1,08,116	1,01,255	93,345	81,130	76,526
Area under assured irrigation (Ha) *	52,197	1,14,842	1,15,845	1,16,659	1,17,544	1,17,855
Kisan Credit Card (KCC) issued (Nos) #	Not introduced	162851**	264916**	327785**	362455**	413500**
Cropping intensity (%)	169	190	192	191	191	191

P= Provisional, NA= Not Available. * Source: - PWD (WR) Department # Source: Lead Bank (UBI). ** Crop & term loan.

Major achievement after implementation of perspective plan and post perspective plan “Road Map”:

Table: 8.3 The year wise status of food grains production. (in lakhs Tons):

Year	Food grain Requirement in lakh MT	Food grains production in lakh MT	Gap in lakh MT	% Gap (Surplus(+)/ Deficit (-))
1999-2000	7.18	5.134	2.046	-28%
2007-08	8.09	6.49	1.600	-20%
2013-14	8.66	7.27	1.390	-16%
2014-15	8.79	7.62	1.170	-13%
2015-16	8.92	8.23	0.690	-8%
2016-17	9.05	8.53	0.520	-6%
2017-18	9.18	8.55	0.630	-7%

2018-19	9.09	8.36	0.730	-8%
2019-20	9.19	8.53	0.660	-7%

Source: Agriculture Department, Tripura.

In trend analysis over last 10 years (2007-08 to 2017-18), it is revealed that the food grain production is increased by 2.7 lakh ton with an average annual growth rate of 3.13 percent, which is more than double compare to All India Level (1.1%). Similarly, Rice production also increased with annual growth rate of 3%, while all India, it is only 1.02%.

Production of HYV certified paddy seed: A special initiative was taken to make the State self sufficient in respect of HYV seeds production. Now, the State is producing surplus quantity of HYV seeds of paddy and mustard. The surplus production is being marketed also to North Eastern States through National Seed Corporation (NSC).

Table: 8.4 The status of seed production for paddy and its supply to NSC over last ten years:

Year	HYV certified paddy seed Production in M.T.	Supplied to NSC in M.T.
2009-10	4040	106.32
2010-11	4321	0
2011-12	4500	39.96
2012-13	4000	98.82
2013-14	4000	248.16
2014-15	4000	0
2015-16	4000	29.00
2016-17	4221	0
2017-18	3674	0
2018-19	4120	0

Source: Agriculture Department, Tripura.

Table: 8.5 Distribution of chemical fertilizers as well as use of chemical fertilizers is depicted during the years 2012-13 to 2019-20:

Items	2012-13	2013-14	2014-15	2015-16	2016-17	2017-18	2018-19	2019-20(P)
Distribution of chemical fertilizer(MT)	52,070	48,892	56,784	65,897	79,275	47236	67,346	69,128
NPK Per Ha. (consumption of chemical fertilizer in Kg/Ha)	60	60	60	61.40	62.0	45.50	62.00	62.00

P= Provisional

Source: Agriculture Department, Tripura.

Table: 8.6 The following table shows the bio-fertiliser production in the State from 2011-12 to 2019-20 (P):

Items	2012-13	2013-14	2014-15	2015-16	2016-17	2017-18	2018-19	2019-20
Bio-fertilizer	859	1116	1344	1182	1120	54.43 (Government)	75 MT (Powder)	104.958 MT (Powder)

Distribution (MT)						Channel)	and 18750 Lt. (Liquid)	and 26.240 Ltrs (Liquid)
-------------------	--	--	--	--	--	----------	------------------------	--------------------------

P= Provisional

Source: Agriculture Department, Tripura.

Marketing and quality control: It is an established fact that if quality of the product is not ensured, cultivators cannot realise remunerative price for their produces. Moreover, post harvest technology is also important in this respect. Until marketing networks are not improved from villages where production of agricultural crops are initially made by the cultivators upto the level of wholesale markets and from whole sale markets to the retail markets of different parts, the cultivators will not get remunerative price and naturally they will lose interest to cultivate crops. It is, therefore, imperative that qualities of farm produces as well as marketing facilities are required to be improved for the betterment of the farming community of the State under a legal framework of marketing.

Table: 8.7 The market development work for the year 2013-14 2017-18:

Sl.No.	Name of scheme	2013-14	2014-15	2015-16	2016-17	2017-18
1	Macro management, (Nos. of market)	Nil	Nil	Nil	Nil	Nil
2	State plan/RKVY, (Nos. of Market)	44	Nil	Nil	2	Nil
3	RIDF (Nos. of Market)	Nil	40	Nil	36	41

Source: Agriculture Department, Tripura.

Flow of credit to agriculture through Kisan Credit Card (KCC): All out efforts have been made to issue Kisan Credit Cards to all eligible farmers.

Table: 8.8 As reported by lead bank, the detail bank wise sanction and disbursement is shown for the years 2012-13 to 2019-20 in the following Table:

Bank-wise distribution of Kisan Credit Cards (KCC), 2012-13 to 2019-20, (in Nos.)								
Year	UBI	SBI	UCO	CBI	Other Commercial Bank	TGB	TSCB	Grand Total
2012-13*	25511	17412	1525	324	3727	54884	23528	126911
2013-14*	19008	19134	2536	206	4616	77773	19234	142507
2014-15*	20833	15822	1451	286	8218	83523	16483	146616
2015-16*	15825	11970	1142	211	33702	56399	43602	162851
2016-17*	19376	15249	1630	67	152017	66921	9656	264916
2017-18*	16869	17958	4322	47	208727	69347	10515	327785
2018-19*	43751	15032	5364	290	224076	70547	3395	362455
2019-20*	21569	22520	1327	335	235521	99028	33200	413500

Source: Lead Bank (UBI). *Crop & Term Loan

Table: 8.9 The amount disbursed through banks for KCC during 2012-13 to 2019-20:

Amount disbursement (Rs.in lakhs)

Year	UBI	SBI	UCO	CBI	Other Commercial Bank	TGB	TSCB	Grand Total
2012-13*	11902.25	9641	461.18	102.11	4224.74	24853	7909.92	59094.20
2013-14*	20996.47	10459	1220.66	181.71	5116.01	30193.6	19074.98	87242.43
2014-15*	19595.11	10892.54	981.27	463.6	7058.72	33471	25266.4	97728.64
2015-16*	20270.67	17780.04	1740.47	307.14	39472.46	41896.00	21011.29	142478.07
2016-17*	22363.97	19051	2229	133.74	70921.58	41933.86	4268.39	160901.54
2017-18*	25627.14	24629	2817	119.93	101438.21	51449	25449.94	231530.22
2018-19*	29749.52	24200	3327.83	720.52	138523.14	70539.56	20852.82	287913.39
2019-20*	16914.25	25561	2076.71	957.85	149274.18	81595.73	25023.94	301403.66

Source: Lead Bank (UBI). *Crop & Term Loan

Table: 8.10 The Crop and Term Loan disbursed through banks for KCC during 2012-13 to 2019-20:

Year	Crop loan			Term loan			Total		
	Nos.	Amt. (lac)	Avg. per Capita (Rs. Lac)	Nos.	Amt. (lac)	Avg. per Capita (Rs. Lac)	Nos.	Amt. (lac)	Avg. per Capita (Rs. Lac)
2012-13	102112	22174.88	0.22	24799	34129.29	1.376	126911	56304.17	0.44
2013-14	97114	32398.38	0.33	45393	54644.05	1.204	142507	87042.43	0.61
2014-15	91294	33021.21	0.36	55322	64707.31	1.170	146616	97728.52	0.67
2015-16	61453	26794.79	0.43	101398	115683.28	1.140	162851	142478.1	0.87
2016-17	48614	23979.08	0.49	216302	136922.46	0.63	264916	160901.54	0.61
2017-18	50333	23644.08	0.47	277452	207886.14	0.75	327785	231530.22	0.71
2018-19	56040	36321.91	0.65	306415	251591.48	0.82	362455	287913.39	0.79
2019-20	56651	25700.75	0.45	356849	275702.91	0.77	413500	301403.66	0.73

Source: Lead Bank (UBI).

Table: 8.11 Bank wise position in implementation of insurance during the year 2019-20: (Amount Rs.in Lakh)

SL. No.	BANKS	CROP		Term loan		Total	
		No.	Amt.	No.	Amt.	No.	Amt.
1	Allahabad Bank	28	18	3	2.56	31	20.56
2	Andhra Bank	0	0	0	0	0	0
3	Bank of Baroda	36	52.14	74	172.54	110	224.68
4	Bank of India	189	206.26	426	472.66	615	678.92
5	Bank of Maharashtra	0	0	0	0	0	0
6	Canara Bank	107	57.2	421	487.93	528	545.13
7	Central Bank of India	284	482.72	51	475.13	335	957.85
8	Corporation Bank	0	0	4	4.27	4	4.27
9	Indian Bank	0	0	0	0	0	0
10	Indian Overseas Bank	32	29.58	4	46.52	36	76.1
11	Oriental Bank of Commerce	4	2	5	8	9	10
12	Punjab & Sind Bank	10	8.92	0	0	10	8.92

13	Punjab National Bank	0	0	0	0	0	0
14	State Bank of India	6219	4210	16301	11351	22520	15561
15	Syndicate Bank	53	59	15	92	68	151
16	Union Bank of India	87	63.18	59	343.9	146	407.08
17	United Bank of India	8250	1909.84	13319	15004.41	21569	16914.25
18	UCO Bank	515	304.43	812	1772.28	1327	2076.71
A	Sub Total of Public Sec	15814	7403.27	31494	30233.2	47308	37636.47
19	Axis Bank	126	134.86	0	0	126	134.86
20	Bandhan Bank	0	0	176954	135849	176954	135849
21	Fedral Bank	0	0	0	0	0	0
22	HDFC	9505	4747.11	12	598	9517	5345.11
23	ICICI	9	29	5684	2936.67	5693	2965.67
24	IDBI Bank	61	102.06	73	75.07	134	177.13
25	IDFC First Bank	0	0	5774	1781	5774	1781
26	Indusind Bank	0	0	10538	2536.76	10538	2536.76
27	Kotak Mahindra Bank	0	0	0	0	0	0
28	South Indian	0	0	0	0	0	0
29	Yes Bank	0	0	0	0	0	0
30	Ujjivan Bank	0	0	23743	7877.99	23743	7877.99
31	NESFB	773	249.67	712	230.33	1485	480
B	Sub Total of Pvt Sec	10474	5262.7	223490	151884.82	233964	157147.52
32	Tripura Gramin Bank	22163	8714.73	76865	72881.00	99028	81595.73
C	Sub Total of RRB	22163	8714.73	76865	72881.00	99028	81595.73
33	ACUB	0	0	0	0	0	0
34	TCARDB	0	0	0	0	0	0
35	TSCB	8200	4320.05	25000	20703.89	33200	25023.94
D	Sub Total of Coop Bank	8200	4320.05	25000	20703.89	33200	25023.94
	Grand TOTAL	56651	25700.75	356849	275702.91	413500	301403.66

Source: Agriculture Department, Tripura.

Implementation of Crop Insurance Scheme:

A) Pradhan Mantri Fasal Bima Yojana (PMFBY): Government of India has launched a new insurance scheme namely Pradhan Mantri Fasal Bima Yojana (PMFBY) during Kharif 2016-17 in place of NAIS/MNAIS. Government of Tripura has also adopted and implemented the scheme from Kharif 2016-17. During Kharif, Aush paddy & Aman paddy is being notified under PMFBY. And during Rabi, Boro paddy, Potato, Cauliflower, Brinjal, Tomato and water melon crops are being notified under PMFBY.

Objective of the scheme: Pradhan Mantri Fasal Bima Yojana (PMFBY) aims at supporting sustainable production in agriculture sector by way of:

- 1) Providing financial support to farmers suffering crop loss/damage arising out of unforeseen events.
- 2) Stabilizing the income of farmers to ensure their continuance in farming.
- 3) Encouraging farmers to adopt innovative and modern agricultural practices.
- 4) Ensuring flow of credit to the agriculture sector which will contribute to food security, crop diversification and enhancing growth and competitiveness of agriculture sector besides protecting farmers from production risks.

The following risks are covered under Pradhan Mantri Fasal Bima Yojana (PMFBY):

- a) *Prevented sowing/Planting risk:* Insured area is prevented from sowing/planting due to deficit rainfall or adverse seasonal conditions.
- b) *Standing crop (Sowing to Harvesting):* Comprehensive risks, viz Drought, Dry spells, Flood, Inundation, Pests and Diseases, Landslides, Natural Fire and Lightening, Storm, Hailstorm, Cyclone, Typhoon, Tempest, Hurricane and Tornado.
- c) *Post-Harvest Losses:* Coverage is available only up to a maximum period of two weeks from harvesting for those crops which are allowed to dry on cut and spread condition in the field after harvesting against specific perils of cyclone and cyclonic rains and unseasonal rains.
- d) *Localized Calamities:* Loss/damage resulting from occurrence of identified localized risks of hailstorm, landslide, and Inundation affecting isolated farms in the notified area.

Table: 8.12 The status of Pradhan Mantri Fasal Bima Yojana (PMFBY) during 2017-18 & 2018-19 in Tripura:

Item		2017-18			2018-19		
		Kharif	Rabi	Total	Kharif	Rabi	Total
No of Farmer Insured	Loanee	Coverage No	65	65	1949	1467	3416
	Non-Loanee		2049	2049	27819	5110	32929
	Total		2114	2114	29768	6577	36345
Area Insured (in ha)			333.74	333.74	5045.69	1022.50	6068.19
Gross Premium (Rs. in lakh)			9.11	9.11	80.56	25.60	106.16
Claim Disburse	No. of farmers	162	162	2800		2800	
	Amount (Rs. in lakhs)	1.52	1.52	41.27		41.27	
Remarks					Claim under process		

Source: Agriculture Department, Tripura.

Table: 8.13 The year wise position of farmers training:

Component	2012-13	2013-14	2014-15	2015-16	2016-17	2017-18	2018-19	2019-20
Farmers' Trained (Nos.)	86,560	69,721	7,640	31,923	32,660	27,622	27,622	27,500

Source: Agriculture Department, Tripura.

New technologies to farmers:

System of Rice Intensification (SRI) Cultivation:

- 1) During 2019-20, 76526 ha of area covered through SRI, which is 30% of total paddy area (excluding Jhum paddy) in the State. Out of which 55609 ha covered during Kharif season and 20917 ha during Rabi season. These SRI area is covered with 41367 ha HYV and 35159 ha Hybrid area.
- 2) New hybrids of paddy have been identified like Arize 6444, Rajlaxmi, PHB 71, KRH-4, VNR-2111 and trials in the farmers' field also have shown promising results under SRI method of cultivation.

Table: 8.14 Year wise area under SRI method of paddy:

Year	Total Paddy area excluding Jhum Paddy (in Ha)	Area covered under SRI. (in ha)	%
2011-12	248751	86630	35
2012-13	236392	87978	37
2013-14	234714	92341	39
2014-15	239414	85300	36
2015-16	255682	108116	42
2016-17	258386	101255	39
2017-18	258379	93345	36
2018-19	254765	81130	32
2019-20	252261	76526	30

Source : Agriculture Department, Tripura.

- 3) One new short duration HYV paddy CO-51 introduced by KVK, Salema has performed very well in farmers field.
- 4) Sorghum (Jowar) has been introduced in the cropping system as a new climate resilience crop which has higher nutrient value.
- 5) Organic farming has been initiated under Parmparagat Krishi Vikash Yojana in selected clusters.
- 6) Micro-irrigation through drip irrigation method or sprinkler is being popularised with an objective to achieve more crops per drop.

Cold Storage: Cold Stores play a great role in avoiding distress sell of perishables like Potato, Vegetable and Fruits by the farmers. The department of Agriculture has 11 (eleven) nos. of Cold Stores having a total capacity of 18,000 MT out of which 14600 MT for Potato and 3400 MT for vegetables & Fruits. There are more 2 (Two) nos. of Cold Stores under private sectors having a total capacity of 6000 MT out of which 4750 MT for Potato and 1250 MT for vegetables & Fruits. Almost 84 % of the storage capacity is used for storing potatoes while remaining 16 % is used for storing fruits and vegetables. In 2019-20 the available storage capacity was 24,000 MT in total.

Table: 8.15 Details of Cold Stores in functioning are given in below table:

Sl.No	Name of Cold Storage	Capacity (in MT)		Total (in MT)
		Potato	Fruits & Vegetable	
A.		Government		
1.	Baikhora	2000	0	2000
2.	Satchand	750	250	1000
3.	Amarpur	750	250	1000
4.	Belonia	1500	500	2000
5.	Teliamura	500	0	500
6.	Melaghar	2500	1000	3500
7.	Kumarghat	2000	0	2000
8.	Udaipur	1700	300	2000

9.	Ambassa	650	350	1000
10.	Bagpassa	1500	500	2000
11.	Khowai	750	250	1000
Total		14600	3400	18000
B.		Private		
1.	Sherowali	4000	1000	5000
2.	Annapurna, Dharmanagar	750	250	1000
Total		4750	1250	6000

Source : Agriculture Department, Tripura

Farm Mechanization: Apart from inputs, agricultural machineries like power tillers distributed at subsidy to the farmers of the State.

Table: 8.16 The year wise position of distribution of power tiller:

Item	2012-13	2013-14	2014-15	2015-16	2016-17	2017-18	2018-19
Power Tiller distribution(nos.)	1000	950	500	1627	1596	1034	2315

Source : Agriculture Department, Tripura.

Land Use Statistics:

Table: 8.17 The following table depicts the Land Use Statistics (area in ha) of the State for the year 2017-18 to 2019-20 (P):

Indicator	2017-18	2018-19	2019-20
Geographical area	1049169	1049169	1049169
Forest Area	629426	629426	629426
Land Not Available for Agri Use	147979	148304	148691
Land under Misc. tree Crops & groves not including in net Area sown	10423	10125	10037
Permanent pasture & other grazing land	944	944	925
Culturable Waste land	2878	2578	2578
Current Fallow	890	1055	955
Fallow Land Other than Current fallow	1534	1189	1189
Net Cropped area	255095	255548	255368
Gross cropped Area	486770	488500	487000
Area sown more then once	231675	232952	231632
Cropping Intensity (%)	191	191	191
Cultivable Land	271764	271439	271052

Source : Agriculture Department, Tripura

Table: 8.18 The areas Production & Yield of Agricultural Crops during 2019-20.

Name of Crops	Area in Ha	Production in MT	Yield in Kg/Ha
Aush	34235	94357	2756
Aman	147295	471608	3202
Jhum	15228	16175	1062
Total Kharif Rice	196758	582140	2959
Hybrid Maize	2316	4962.19	2143

Local / composite maize	10169	12795.76	1258
Total Maize	12485	17757.95	1422
Sorghm	545	450.53	827
Foxtail / Kaon	458	379.55	829
Total Foxtail / Kaon & Sorghm	1003	830.08	828
Arhar	4832	3873.03	802
Moong	2262	1461.96	646
Black Gram	2952	1856.38	629
Cow pea, Assam valley etc.	4032	3178.85	788
Rajmash	126	123.84	983
Total Kharif Pulses	14204	10494.06	739
Kharif Foodgrains	224450	611222.1	2723
Sesamum	6611	4208.82	637
Kharif Ground nut	1207	1613.26	1337
Soyabean	35	25.42	726
Total Kharif Oilseed	7853	5847.50	745
Jute *	623	5731.51	9.20
Mesta *	430	3838.00	8.93
Total Jute & Mesta	1053	9569.51	9.09
Cotton **	760	1138.51	1.50
Sugarcane	687	36372.09	52943
Boro Rice	70577	228104	3232
Wheat	148	330.45	2233
Rabi Maize	2150	5216.53	2426
Sorghum (Rabi)	335	268.96	803
Moong	1770	1219.28	689
Black gram	1967	1445.48	735
Lentil	2214	1655.52	748
Pea	3200	2830.17	884
Gram	291	180.4	620
Keshari	52	34.35	661
Rajmash	872	803.57	922
Total Rabi Pulses	10366	8166.77	788
Rape & Mustard	7895	6669.73	845
Rabi Groundnut	1160	1748.13	1507
Flax Seed	93	74.53	801
Soyabean	179	138.3	773
Total Rabi Oilseed	9327	8630.69	925
Rabi Foodgrains	83576	242089	2897
Total Foodgrains	308026	853311	2770
Total Rice	267335	810244	3031
Total Maize	14635	22974.48	1570
Foxtail/kaon	458	379.55	829
Sorghum	880	719	818
Total Foxtail/kaon & Sorghum	1338	1099	821
Total Pulses	24570	18662.83	760
Wheat	148	330.45	2233
Total Oilseed	17180	14478.19	843

Source : Agriculture Department, Tripura

* indicates Production in Bales of 180 Kg each.

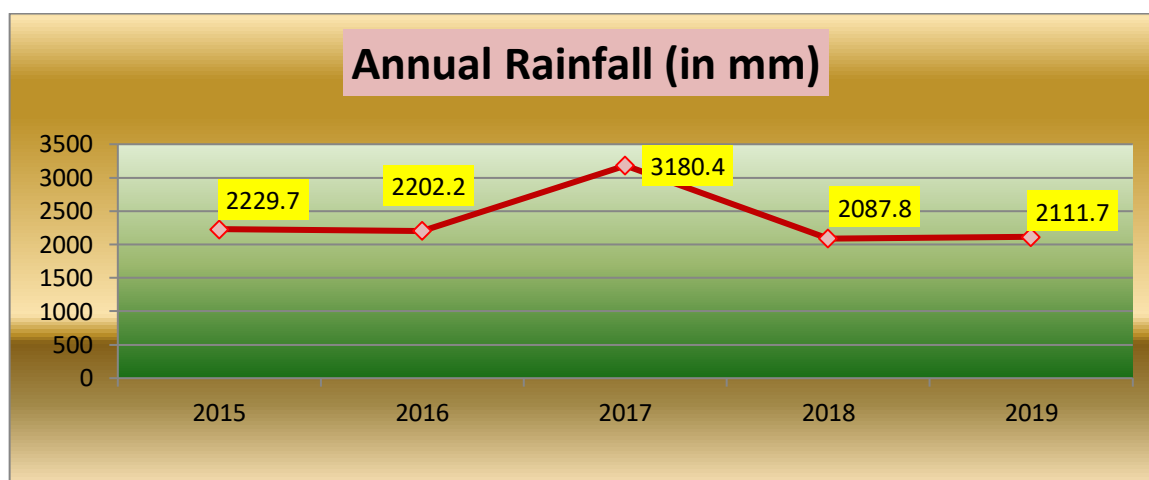
** indicates Production in Bales of 170 Kg each.

Rainfall pattern:

Table: 8.19 The following table depicts the month wise rainfall during 2015 to 2019 in the State:

Rainfall (in mm)						
Month	Normal	2015	2016	2017	2018	2019
January	9.6	0.4	1.8	0.0	3.3	0.0
February	21.7	12.2	49.8	16.7	8.9	45.4
March	65.4	14.7	98.2	185.2	35.7	39.7
April	179.1	318.0	184.2	392.5	190.6	177.2
May	339.6	333.6	431.0	225.9	601.2	294.8
June	452.0	282.2	247.8	617.6	519.9	306.7
July	367.5	514.7	330.9	442.8	258.3	610.8
August	316.7	338.8	329.5	516.2	222.3	218.4
September	257.8	296.9	246.4	358.4	135.1	202.6
October	165.6	105.3	119.6	334.4	80.1	164.1
November	33.2	3.9	162.3	2.2	14.8	47.2
December	5.6	10.0	0.6	88.5	17.6	4.8
Annual Rainfall	2213.4	2229.7	2202.2	3180.4	2087.8	2111.7

Source: Agriculture Department, Tripura.



b. HORTICULTURE:

The agro climate condition of Tripura and the unexploited vast area offers an immense scope for development of Horticulture in the State. The agro-climatic condition of the State is very much congenial to grow a number of tropical subtropical fruits and vegetables. The nature has bestowed beautiful gifts to this State for raising a variety of Horticultural Crops namely fruits like pineapple, jackfruit, orange, banana, litchi, lemon/limes and plantation crops like areca nut, coconut, Cashew nut, various winter and summer vegetables, Spices, flowers etc.

Keeping in view of the favourable agro-climate condition of the State, Horticulture development would not only suggest better land use planning but it will be the boon to the large number of small and marginal farmers of the State in

fetching good yield and in uplifting the socio-economic condition of the rural people of the State. The Horticulture crops are of high value commercial crops and play a unique role in State's economic, nutritional security, poverty alleviation and employment generation, crop diversification and value addition for the socio-economic development of the people.

Strategy :

- i)** Identification of specific Horticulture crops in areas suitable for cultivation ensuring sustained economic return.
- ii)** Provision of improved technology and production inputs.
- iii)** Postharvest management and value addition.
- iv)** Storage & marketing support.
- v)** Crop specific training support to both the farmers, officers & staff.
- vi)** Exploration of new fields viz. high-tech floriculture & olericulture, mushroom, tissue culture & organic farming, vermin-composting etc.

Fruits :

The undulating topography of the State favours the fruit cultivation. As a result of that more than 40% of area is under different fruit crops. The fruit crops identified under perspective plan are pineapple, banana, mango, orange, jackfruit, litchi & papaya.

The following salient features of fruits culture depicting the potentialities.

- i.** Income is generated more by growing fruits than growing any agronomic crop like wheat, rice, maize etc.
- ii.** Calorific value of food is more than cereals.
- iii.** Fruit culture provides employment to the rural people throughout the year.
- iv.** Cultivation of fruit crops helps in maintain ecological balance and checks the pollution.
- v.** Being rich in minerals and vitamins fruit crops assume great importance as nutritional security.

Table: 8.20 The following table shows the area, production and productivity of the major fruits in Tripura during 2019-20(Provisional):

Crops	Area (Ha)	Production (Lakh MT)	Productivity (MT/Ha)
Mango	10272	52284	5.09
Pineapple	9785	142665	14.58
Orange	4763	21319	4.48
Jackfruit	5487	133154	24.27
Banana	10658	110204	10.34
Litchi	933	3219	3.45
Lime/Lemon	4965	23931	4.82
Papaya	3139	31704	10.10
Sapota	128	809	6.32
Musambi	1184	2392	2.02
Guava	665	3119	4.69
Others	2181	18975	8.70

Total	54160	543774	10.04
-------	-------	--------	-------

Source: Horticulture & Soil conservation, Tripura.

Plantation crops : Plantation crops constitute a large group of crops. The major plantation crops in Tripura include the coconut, areca nut, oil palm, cashew nut, tea, coffee and rubber. Plantation crops, which are dealt by the State Horticulture Department, are coconut, areca nut and cashew nut only.

Table: 8.21 The following table shows the area, production and productivity of the major plantation crops in Tripura during 2019-20 (Provisional):

Crops	Area (Ha)	Production (MT)	Productivity (MT/Ha)
Areca nut	7173	24568	3.43
Cashew nut	683	266	0.39
Coconut	4612	12711	2.76
Total	12468	37545	3.01

Source: Horticulture & Soil Conservation, Tripura.

Vegetable : Tripura grows huge number of vegetables from temperate to humid tropics. Vegetables are excellent source of vitamins, particularly niacin, riboflavin, thiamine and vitamins A and C. They also supply minerals such as calcium and iron besides proteins and carbohydrates. Vegetables combat under nourishment and are known to be cheapest source of natural protective tools.

Most of the vegetables, being short duration crops, fit very well in the intensive cropping system and are capable of giving high yields and better economic returns to the growers. Moreover, it is necessary to increase the production and productivity of vegetable to meet the demand of growing population to ensure better nutrition by adopting improved technology.

Vegetables in Tripura have already shifted from tiny homestead to large scale commercial cultivation over the State. Now-a-days, hybrids are admired by most of the farmers of the State. Off-season vegetables like summer cabbage, cauliflower and tomato, which provide much higher return per unit area has been introduced in the State & the progressive growers are also coming forward to adopt the production technique.

Table: 8.22 The following table shows the area, production and productivity of the vegetables crops in Tripura during 2019-20 (Provisional):

Crops	Area (Ha)	Production (MT)	Productivity (MT/Ha)
Summer vegetables	19129	290762	15.20
Winter vegetables	19990	397506	19.89
Total	39119	688268	17.59

Source: Horticulture & Soil conservation, Tripura.

Potato : The cultivation of potato in Tripura has already been started on a commercial scale but the present availability is slight below of our requirement. The area under potato will be increased through use of TPS seedling tuber (tuberlet) along with application of appropriate use of fertilizer and improved packages of practice.

Presently a sizable area of potato has been covered by tuber let & emphasis is on to bring more area under tuber let as well as TPS which will replace dependence on conventional seed potato procured from outside the State besides generating income to the potato farmers of Tripura involved in this activity.

Table: 8.23 The following table shows the area, production and productivity of the Potato in Tripura during 2019-20(Provisional):

Crops	Area (Ha)	Production (MT)	Productivity (MT/Ha)
Potato	8050	145866	18.12

Source: Horticulture & Soil Conservation, Tripura.

Spice: A spice is a dried seed, fruit, root, bark or vegetative substances used in nutritionally insignificant quantities as a food additive for the purpose of flavouring and sometimes as a preservative by killing or preventing the growth of harmful bacteria. The important spices grown in Tripura are chilli, black pepper, turmeric and Ginger. The following tables show the area, production and productivity of spices crops in Tripura during 2020-21.

Table: 8.24 The following table shows the area, production and productivity of the major Spices in Tripura during 2019-20 (Provisional):

Crops	Area (Ha)	Production (MT)	Productivity (MT/Ha)
Ginger	1875	15938	8.50
Turmeric	1680	10231	6.09
Chilli	2812	6664	2.37
Black pepper	223	615	2.76
Betel vine	610	8296	13.6
Onion	163	1048	6.43
Total	7363	42792	5.81

Source: Horticulture & Soil Conservation, Tripura.

Table: 8.25 Achievement under different scheme during 2019-20:

Sl. No	Component	Achievement(2019-20)
1	Mission For Integrated Development of Horticulture	
i)	Fruits (Banana, Musambi and Pineapple)	54160 Ha
ii)	Vegetables	39119 Ha
iii)	Spices (Ginger, Chilli, Turmeric, Black pepper)	7363 Ha
iv)	Flowers (Marigold, Tuberosse, Gladiolus)	146.5 Ha
v)	Rejuvenation/ Replacement of Senile Plantation	775 Ha
vii)	WHS for individuals for storage of water (20m X 20m X 3m)	151 No
viii)	Distribution of Power Tiller (8BHP or above)	346 No
2	State Plane	
i)	Production of potato tuberlet in farmers field	100 Ha
ii)	Staggering of Pineapple	55 Ha
iii)	Maintenance of Panbaroj	300 unit
3	SCA to SCSP	
i)	Assistance for Cultivation of Vegetables	1500 unit
ii)	Cultivation of Mushroom	40 unit
4	SCA to TSS	
i)	Cultivation of Mushroom	50 unit

ii)	Cultivation of vegetable through Bower system	100 unit
iii)	Vermi Compost Production unit structure @ Rs.0.50 lakh per unit	50 unit
iv)	Cultivation of exotic flower Gerbera -200 sq.mt. per unit @ Rs. 3.5 lakh .	12 unit
v)	Farmers training on vegetable cultivation, plantation, Musroom cultivation and vermin compost production @ Rs. 0.002 lakh per trainee.	500 unit
i)	Cultivation of Mushroom	50 unit
ii)	Cultivation of vegetable through Bower system	100 unit
5	MGNRGA	
i)	Area extension with fruits	218.50 Ha
ii)	Area extension with Plantation crops	1152.21 Ha
6	PMKSY- WDC	
i)	New rainwater harvesting structure	79 Nos.
ii)	Renovation / re-excavation of old WHS/Water bodies etc.	105 Nos.
iii)	Vegetative coverage through fruits & Plantation crops	311 Ha
iv)	Soil & Moisture Conservation works	9376 Mtr.
v)	Assistance to SHGs for livelihood	90 Nos.
vi)	Assistance to asset less persons for fisheries, nursery, poultry, duckery, piggery tec.	39 Nos.
vii)	Capacity building	72 Nos.

Source: Horticulture & Soil Conservation, Tripura.

Floriculture: Floriculture is a sunrise sector in Tripura. Owing to steady increase in demand of cut flower, commercial approach of floriculture has become one of the important sectors in the State. The area is fast expanding and commercially produced flowers are marigold, gladiolus, tuberose, in open field condition and some exotic flowers- gerbera, orchids and anthurium are being cultivated under controlled condition.

New initiatives:

- 9(Nine) numbers of Government Orchards have been identified as Model Orchards and brought under “Tripura Farms & Orchards Research and Demonstration Society” with specific lead activity for each.
- Under the Society, creation of Model Orchard on Pineapple at Balaram SCO, Dhalai District showcasing the technology on use of plastic culture integrated with micro irrigation, different methods of staggered cultivation and intercropping with Arecanut etc.
- Creation of Agricultural Entrepreneur Facilitation Desk to support new and existing entrepreneurs in the Directorate of Horticulture is under process and at final stage.
- Creation of transportation means at pilot basis through attachments of Refrigerated Van with the train running from Agartala Railway Station to Delhi and Sealdah is being processed.
- Necessary steps are taken to use the Visual Identity Digital LOGO developed by National Institute of Design, Ahmedabad and Bangalore for marketing Tripura Pineapples.
- Cultivation of commercially important crops like arecanut, black pepper, ginger, turmeric, pineapple, lemon and flower in clusters.
- Introduction of new crop like Dragon Fruit on pilot basis in 8 districts covering an area of 40 ha with support of MGNREGA.

- To popularize cultivation of litchi, a pilot project covering 5 ha will be taken up in Government orchard.
- A team of Departmental officers visited VNR seeds and its group farms, Raipur in the March, 2020 to explore the possibilities of effective cooperation with Government of Tripura in the field of (i) grafted vegetable production (ii) Introduction of new varieties of fruit crops and (iii) vegetable seed production through contract farming.

c. ANIMAL RESOURCES:

The Animal Resources Development Department of the State has been implementing various socio-economic programmes to create gainful employment opportunities in the rural areas through various developmental schemes with the objectives-



- To provide health coverage to all the livestock and poultry of any breed in respect of contagious and non-contagious diseases.
- To improve livestock generating production viz; Milk, Egg and Meat as well as to improve socio-economic status of the farmers and enhance contribution to the Gross Domestic Product of the State.

To achieve the goal, the Animal Resources Development Department of the State has been providing animal health care service and breed improvement facilities through 16 Veterinary Hospitals, 60 Dispensaries, 11 Artificial Insemination Centres, 2 ICDP Centre, 4 Frozen Semen Banks, 458 Veterinary Sub-Centres, 4 Veterinary Medicine Store, 4 Disease Investigation Laboratories, 5 Hatcheries, 4 Poultry Breeding Farms, 10 Pig breeding Farms, 2 Goat breeding Farms, 2 Duck Farms, 1 Cattle farm, 2 Rabbit Farms and 7 Fodder multiplication Farms etc.

Table: 8.26 Present status of economic value of animal wealth and its products:

Estimated Livestock Population & Valuation during the year 2019-20						
Species	Sl. No.	Estimated Livestock Population as on 2019-20			Valuation(in Rs.) Unit Cost	Value (in Rs.)
Cattle	A	CB Male	Adult	1413	29,130	4,11,60,690
	B		Young	8606	20,478	17,62,33,668
			Total of C.B Male	10019		21,73,94,358
	C	CB Female	Adult	57839	47,688	2,75,82,26,232
	D		Young	60979	29,292	1,78,61,96,868
			Total of C.B Female	118818		4,54,44,23,100
		Total of CB Cattle:		128837		4,76,18,17,458
	e	ND (Male)	Adult	52295	27,500	1,43,81,12,500
	f		Young	60463	20,133	1,21,73,01,579
			Total of N.D Male	112758		2,65,54,14,079
	g	ND Female	Adult	245640	27,935	6,86,19,53,400
	h		Young	251796	19,484	4,90,59,93,264
			Total of N.D Female	497436		11,76,79,46,664
		Total of ND Cattle:		610194		14,42,33,60,743
Buffalo	I	Buffalo Male	Adult	755	15,575	1,17,59,125

	j		Young	973	9,585	93,26,205
			Total of Buffalo male	1728		2,10,85,330
	k	Buffalo Female	Adult	2670	30785	8,21,95,950
	l		Young	2733	15525	4,24,29,825
			Total of Buffalo Female	54037		12,46,25,775
		Total of Buffalo:	7131		14,57,11,105	
Pig	m	Pig	Adult	89596	27,514	2,46,51,44,344
	N		Young	116439	13,443	1,56,52,89,477
			Total of Pig :	310662		4,03,04,33,821
Others	o	Sheep	879	1,500	13,18,500	
	p	Goat (Adult)	197764	4,884	96,58,79,376	
	q	Goat (Young)	162440	3,190	51,81,83,600	
	R	Poultry (Fowl)	3268850	430	1,40,56,05,500	
	s	Duck	854709	450	38,46,19,050	
		Total of Others:	4484642		3,27,56,06,026	
Grand Total:						26,63,69,29,153

Source: ARDD, Tripura.

Table: 8.27

Livestock Sector output Value during the year - 2019-20					
Sl. No.	Item	Quantity	Unit price (in Rs.)	Value (Rs in lakh.)	% of Total
1	Cow Milk (in kg.)	177294834	53	93966.26	33.95
2	Buffalo Milk (in kg.)	1932942	54	1043.79	0.38
3	Goat Milk (in kg.)	18039876	30	5411.96	1.96
4	Meat (Chevon) (in Kg)	1934006	815	15762.15	5.69
5	Meat Pig (in Kg)	15152269	359	54396.65	19.65
6	Meat from Fowl & Duck (in Kg)	242129	456	1104.11	0.40
7	Meat from Broiler,(in Kg)	33507183	208	69694.94	25.18
8	Eggs (Hen) in Nos.	234866878	12	28184.03	10.18
9	Eggs (Duck) in Nos.	60113717	11	6612.51	2.39
10	Skin (Sheep & Goat) in Nos.	419581	150 (Approx.)	629.37	0.23
Total output Value:				276805.76	100.00

Source: ARDD, Tripura.

NB: Unit price shown in above table except Sl.No.10, based on the Market Study conducted during the year 2019-20.

To achieve the target production of milk, egg and meat, the following interventions are considered by the Government.

❖ **Milk sector :-**

1. Increasing the number of cross bred population through intensification of Artificial Insemination (AI).
2. Setting up of credit linked Mini/Micro dairy unit.
3. Organization of awareness camp.
4. Mass de-worming and supply of mineral mixture for female cattle.

5. Popularization of castration.
6. Incentivizing “Door Step AI Workers”.
7. Conducting Milk yield competitions and Calf rally.
8. Supply of Calf Growth Meal (CGM) for crossbred female calves for maintenance of reproductive health.
9. Fertility camp for improving conception rate.
10. Training of private AI workers and provision of logistic support for AI service at farmers’ doorstep.
11. Supply of breeding bulls (Indian dairy breed/cross bred) in ADC area for coverage through natural service.
12. Induction of high yielding variety of milch-cattle from outside the State.
13. Development of perennial fodder crops through convergence of fund under MGNREGA.
14. Cultivation of Azolla as animal feed supplement through convergence with MGNREGA.
15. Capacity building of farmers on managerial aspect of milch cattle.
16. Development of pasture land through convergence of fund under MGNREGA.

❖ **Egg Sector :** -

1. Establishment of Block Level Brooder Houses (BLBHs) and satellite Hatcheries.
2. Massive promotion of back yard poultry including Patta-holders under FRA.
3. Introduction of Low Input Technology (LIT) poultry birds.

❖ **Meat Sector :** -

1. Setting up of Beneficiary oriented Piggery Demonstration unit for pig Multiplication including FRA.
2. Tuber (Tapioca) cultivation through convergence of fund under MG-NREGA in FRA and other areas.
3. Improving productivity of Goats under Conventional small holder/Pastoral System.

Impact of Perspective plan [covering four plans (10th,11th,12th & 13th) periods] on Per Capita Availability of Meat, Egg & Milk:

The interventions made by the department have resulted in steady increase over the years. The per capita availability of meat which has increased in the period 2002-03 to 2019-20 from 2.26 to 12.83 kg/year. In respect of egg and milk which has grown over in the same period from 31 to 74 Nos./year and 67.51 to 136 grams/day respectively.

Table: 8.28 Per Capita availability of meat, egg & milk, during four plans (10th,11th,12th & 13th) periods:

Year		Meat (Kg/year)	Egg (Nos./year)	Milk (Gm/Day)
2001-02 i.e. Before 10 th Plan (Also before the onset of Perspective Plan)		2.26	30	67.93
10 th Plan period	2002-03	2.31	31	67.51
	2003-04	2.54	31	68.59

	2004-05	2.66	32	69.89
	2005-06	3.57	33	70.03
	2006-07	3.65	35	70.30
11 th Plan period	2007-08	4.01	38	71.23
	2008-09	5.38	39	74
	2009-10	5.82	41	77
	2010-11	6.38	44	80
	2011-12	6.81	45	83
12 th Plan period	2012-13	8.53	43	88
	2013-14	8.77	48	95
	2014-15	9.08	53	103
	2015-16	9.60	57	109
	2016-17	10.32	60	114
13 th Plan period	2017-18	11.64	67	123
	2018-19	12.45	71	129
	2019-20	12.83	74	136

Source: ARDD, Tripura.

An approach has been taken in 13th Five Year Plan, pertaining to Animal Resources Sector to ensure food security inclusive of animal origin food for the people of the State and sustainable up-liftment of rural economy by creation of avenues for generation of self employment & additional income to bridge the gap between supply & demand of animal origin food through augmentation of production and productivity of livestock and birds.

Table : 8.29 Achievements of 10th, 11th, 12th & 13th Plan:

Sl.No	Parameters	Achievement			
		10 th Plan 2006-07	11 th Plan 2011-12	12 th Plan 2016-17	13 th Plan 2019-20
(1)	(2)	(4)	(5)	(6)	(7)
1	Production of Meat, in MT	12,637	25,000	39,685	50,835
2	Production of Milk, in MT	88,683	1,10,300	1,59,590	1,97,268
3	Production of Egg, in Crore	11.93	16.50	22.94	29.50
4	Per capita availability of Meat, kg/year	3.65	6.81	10.32	12.83
5	Per capita availability of Milk, gm/day	70.30	82.32	114	136
6	Per capita availability of egg, nos./year	35	45	60	74

Source: ARDD, Tripura.

➤ **Major Achievement under following Development schemes 2019-20:**

Veterinary Services and Animal Health: This is a priority scheme of the department. Veterinary services are rendered through a network of Veterinary Hospitals, Veterinary Dispensaries, Veterinary Sub-Centres, Disease Investigation Laboratories and also by organizing Animal Health Camps throughout the State. Under this scheme, department also undertakes opening of new centers/ Veterinary Dispensary repairing, remodelling, extension and up taking of new constructions for field level Veterinary Institutions with a view to maintain proper working condition & standard veterinary services for optimization of hygienic production of milk, meat and egg from livestock and birds. Another important task undertaken under this scheme is works related with control of zoonoses including maintenance of Rapid Response Team (RRT) especially after emergence of any outbreak of disease of animal and birds.

Table: 8.30

Sl. No	Particulars	ACHIEVEMENT			
		10 th Plan 2006-07	11 th Plan 2011-12	12 th Plan 2016-17	13 th Plan 2019-20
1	2	3	4	5	6
01	Animal Health Coverage (Animal + per 100 birds is considered as an treatment)	4,97,177	5,88,732	6,06,603	6,11,562
02	Vaccination other than FMD (Nos.)	11,24,671	50,41,435	68,96,597	55,33,795
03	Vaccination against F.M.D. (Nos.)	1,50,102	6,12,679	5,93,362	9,45,556

Source: ARDD, Tripura

- *Cattle and Buffalo Development:* The main objective of this scheme is to augment milk production of the State through introduction of improved germplasm into the indigenous genetic pool of cattle by means of artificial insemination with frozen semen technology. The ultimate target group of this scheme is all the breedable cattle of the State.

Table : 8.31

SL. No	Particulars	ACHIEVEMENT			
		10 th Plan 2006-07	11 th Plan 2011-12	12 th Plan 2016-17	13 th Plan 2019-20
(i)	(ii)	(iii)	(iv)	(v)	(vi)
01	Animal Castrated. (in Nos.)	7,499	11,139	7,955	8,690
02	Artificial Insemination (in Nos.)	89,618	1,25,280	1,67,441	1,44,124
03	Calf Born (in Nos.)	26,159	48,146	60,558	49,716

Source: ARDD, Tripura.

Table: 8.32 Other Extension activities:

Sl.No.	Activities	Achievement during 2019-20
1.	Number of Infertility camps organized	451
	Number of others extension programme organized	
2.	(i) Administrative Camps	146
	(ii) Animal Health Camps	2,932
	(iii) Vaccination Camps	7,908
	(iv) Awareness Camps	4,016
	(v) Infertility Camps	451
	(vi) Dewarming Camps	73,137

Source: ARDD, Tripura

- **POULTRY DEVELOPMENT:** The primary objective of the scheme is to augment poultry/duck egg and meat production, including broiler meat to make the State self-sufficient. Department maintains poultry and duck breeding farms for production and supply of quality chicks and ducklings of LIT variety.

Table : 8.33 The Farm level activities on production and distribution of Eggs, Chicks and Ducklings are as follows:

Sl. No.	Particulars	ACHIEVEMENT			
		10 th Plan 2006-07	11 th Plan 2011-12	12 th Plan 2016-17	13 th Plan 2019-20
(i)	(ii)	(iii)	(iv)	(v)	(vi)
01	Production of Hen's Egg (Nos.)	4,06,487	3,94,438	4,52,420	3,78,050
02	Production of Chicks (Nos.)	1,81,599	1,75,650	2,33,697	1,61,941
03	Distribution of Chicks (Nos.)	1,76,314	1,70,687	2,31,088	1,52,564
04	Production of Duck's egg (Nos.)	5,82,823	41,513	1,80,522	1,64,729
05	Production of Duckling (Nos.)	95,203	1,490	30,149	26,065
06	Distribution of Duckling (Nos.)	29,428	1,490	19,434	5,557

Source: ARDD, Tripura

➤ **Goat Development:** The basic objective of the scheme is to preserve and upgrade the unique character of Black Bengal goat of the State through selective breeding and scientific management.

Table : 8.34 The achievement of Goat farms are as follows:

SL. NO	Particulars.	ACHIEVEMENT			
		10 th plan 2006-07	11 th Plan 2011-12	12 th Plan 2016-17	13 th Plan 2019-20
(i)	(ii)	(iii)	(iv)	(v)	(vi)
01	Production of Kids (Nos.) (Goat)	99	172	165	208

Source: ARDD, Tripura.

➤ **Piggery Development :** Now it is the endeavour of the Department to make this sector economically more viable through enhancing the productivity & value addition for ensuring sustainability. It is also planned to promote pig rearing by the forest dwellers through beneficiary oriented scheme.

Table : 8.35

SI NO	Particulars	ACHIEVEMENT			
		10 th Plan 2006-07	11 th Plan 2011-12	12 th Plan 2016-17	13 th Plan 2019-20
(i)	(ii)	(iii)	(iv)	(v)	(vi)
01	Production of Piglets (in Nos.)	4754	4169	3791	3828
02	Distribution of Piglets (in Nos.)	3341	3283	3318	2866

Source: ARDD, Tripura.

➤ **Other livestock Development:** The main objective of the scheme is to popularize rabbit rearing in rural areas for production of non-conventional meat of rabbit as an alternative source for less cholesterol containing meat.

Table : 8.36

Sl. No	Particulars	ACHIEVEMENT			
		10 th Plan 2006-07	11 th Plan 2011-12	12 th Plan 2016-17	13 th Plan 2019-20
(i)	(ii)	(iii)	(iv)	(v)	(vi)
01	Production of Rabbit Kid (Nos.)	0	1,184	935	402

Source: ARDD, Tripura.

➤ **Feeds and Fodder Development:** This is one of the most vital schemes of the department. Under the feeds & fodder development programme cultivation of fodder and grass were under taken and grazing facilities were developed for the milch animals. For development of fodder production in farmers land in the block level, definite programme was also adopted involving panchayats (PRIs) as well as under MGNREGA.

There are 7 Fodder Seed production Farm under State Government 1) R. K. Nagar Fodder Farm, 2) Devipur Fodder Farm, 3) B. C. Manu Fodder Farm, 4) Nalicharra, 5) Nalkata Fodder Farm, 6) SPF Gandhigram and 7) Pig Farm Hawaibari.

Table: 8.37 Details Fodder development activities under Government farms & in farmer's field.

Sl No	Name of items / Development Activities	Unit	Achievement 2019-2020
1.	<i>Area under Fodder crops in Government Farms :</i>		
	(i) Kharif/ Perennial	In Ha.	14.38
	(ii) Annual/Seasonal (Kharif + Rabi)	In Ha.	2.96
	(iii) Area under Pasture;	In Ha.	63.78
	(iv) Area under Tapioca plantation	In Ha.	3.5
2.	<i>Production of Fodder in Government Farms.</i>		
	(i) Green Fodder production (Perennial + Annual)	In Mt.	1795.48
	(ii) Dry Fodder production	In Mt.	6.5
	(iii) Azolla production	In Mt.	2.456
	(iv) Raw Tapioca production	In Mt.	4.28
	(v) Silage production	In Mt.	300
	(vi) Hay production	In Mt.	6.5
3.	<i>Other Achievement in Government Farms.</i>		
	(i) Green Fodder supplied	In Mt.	1248.00
	(ii) Dry Fodder supplied	In Mt.	5.835
	(iii) Distribution of perennial cuttings annually	in Lakh	3.1308
	(iv) Distribution of Moringa greens annually	in Lakh	1.662
	(v) Silage supplied	In Mt.	198.55
	(vi) Revenue earned (by cash selling)	Rs. In Lakh	5.76725
	(vii) Supply value of greens	Rs. In Lakh	62.3913
4.	<i>Achievement in Farmers field.</i>		
	(i) Perennial Fodder plantation (MGNREGA)	In Ha.	3.88
	(ii) Perennial Fodder production (MGNREGA) estimated	In Mt.	232.8
5.	<i>Total Achievements on green grass cultivation (govt farm + farmers field)</i>		
	(i) Area covered under Perennial & Seasonal Fodder grass	In Ha.	88.5
	(ii) Production of Perennial & Seasonal Fodder grass/Moringa & Azolla	In Ha.	2028.28

- **Extension and Training** : The main objective of this scheme is to render modern technical knowhow of animal husbandry practices and to upgrade skill development of the professionals of the department. Such training will help overall augmentation of milk, meat and egg production of the State.

- The College of Veterinary Science & Animal Husbandry:** The College of Veterinary Science & A.H. at R.K. Nagar had started functioning in 2009-10 with the admission of 20 students in 1st year of BVSc & AH course and sponsored 8 students to outside State institutions. During 2019-20, total 50 students admitted in the College of Veterinary Science & AH at R.K Nagar and total 15 students has been sponsored to outside the State (i.e. Mizoram & Nagaland). This has created scope for research and education on recent advances in veterinary science and Animal Husbandry in the State.
- Veterinary Training Institute (VTI):** The Veterinary Training Institute, R.K. Nagar, Agartala has been imparting training for Animal Resources Development Assistant and Unemployed youth for Door step A.I workers.
- Statistics:** The main objective of this scheme is to undertake Integrated Sample Survey (ISS) on regular basis to assess growth in different Animal Husbandry products and also to assess proportionate contribution of Animal Husbandry sector to State GDP and so on. The Department is also to undertake livestock census on every five years interval under Centrally Sponsored Scheme (CSS) to calculate livestock and birds population of the State.

The result of the Integrated Sample Survey for the year 2019-2020 showed a positive impact on implementation of livestock developmental programmes in the State. The various elements reflected are definitely the indicators of progress of Animal Husbandry programmes efficiently worked out by the Department.

Table: 8.38 Integrated sample survey report and synopsis of milk, meat and egg production For the year 2019- 2020:

Sl. No.	Name of the District	Milk (in Kg)	Egg (in Nos.)	Meat (in Kg)
1	West	38792877.804	43012468.935	10596423.514
2	Khowai	20112354.184	35192866.390	5460107.597
3	Sepahijala	30737015.438	42533507.474	7723947.264
4	Gomati	28919857.009	37487799.321	7071671.617
5	South	28263717.054	65932560.272	6468871.534
6	Unakoti	12133925.529	14002017.916	4028838.412
7	North	19238536.980	29503881.161	4505935.580
8	Dhalai	19069367.790	27315494.166	4979790.717
State Total:		197267651.787	294980595.636	50835586.236

Source: ARDD, Tripura.

- Per capita availability of Milk is 136.39 gm per day during the year 2019-2020.
- Per capita availability of local Egg is approximately 74.44 Nos. during the year 2019-2020.

3. Per capita availability of Meat is approximately 12.83 Kg. during the year 2019-2020.

Assistance to Co-operative Societies: The main target of the scheme is to revitalize milk cooperative sectors for processing and distribution of milk and also to make proper arrangement towards proper milk marketing system with a view to assure fetching justified remuneration on selling of milk by actual Producers.

Table: 8.39 The following were the achievement of GCMPUL During the year 2019-2020:

SL. No	Name of the Item	Unit	Achievement (2019-20)
1	2	3	4
Procurement of Milk from:-			
1	i) Milk Producers Co-op Societies	Kg	2760259.29
	ii) Government Farms	Kg	68607.00
2	Marketing of Milk	Lts.	4399497.90
3	Ghee Sold	Kg	725.50
4	Paneer Sold	Kg	15032.20
5	Ice Cream Sold	Lts.	991.09
6	Misty Dui (Sweet-Curd) Sold	Kg	21782.20
7	New Society organized	Nos.	37
8	No. of MPCs functioning at present	Nos.	117
9	No. of farmers members	Nos.	7740
10	Supply of milch Ration	MT.	2580.05
11	Training of milk Producers	Nos.	105
12	Distribution of Crossbred Heifers	Nos.	49
13	No. of Milk Chilling Centre with capacity		2 Nos, Total 7KL capacity (2KL & 5KL respectively at Sepahijala District)

Source: ARDD, Tripura.

d. FISHERIES:

The Fisheries and Aquaculture sector in Tripura is rapidly growing Primary Sector in the State, providing livelihood opportunity and nutritional security to the people. The per capita consumption @ 25.45 kg/year (2019-20 provisional) of fish in the State is recorded to be highest among the inland States of the country.

Present Status:

The total water area of 35988.77 ha was available for fish production in the State at the end of 2018-19, out of which 28110.01 ha had been utilised for culture of fish, from which 69223.94 MT fish was produced and 1362.29 MT fish was captured from 7878.76 ha. Total fish production (including prawn) recorded was 70586.23 MT. during the year 2018-19. This could have been much higher as the State lost 5700 MT fish due to flood occurred during the year 2018-19. The fish production for the year 2019-20 expected to be 77630 MT (provision) expecting 9.98% annual growth over 2018-19.



Key Activities:

- *Enhancement of fish production & productivity:*
 - Pisciculture support to fish farmers for scientific fish farming and quality fish seed production.
 - Adopting advance techniques of fish farming such as use of aerators cage culture, bio flock etc.
- *Skill development:*
 - Training fish farmers on regular basis.
 - Construction of knowledge centre for technical support to fish farmers.
- *Aqua Ranching :*
 - Fish seed stoking in rivers and reservoir.
- *Promoting fish business:*
 - Seed production of high value fish species.
 - Distribution of transport vehicle with icebox.
 - Construction of fish market.
 - Construction of hatchery for promoting fish seed business.
 - Construction of new pond and reclamation of old ponds.
- *Welfare activities:*
 - Housing for fisherman.
 - Ban period support to fisherman of Dumbur as Saving cum relief.

Action Plan & Achievement:

1. Production from Governmental Fish Farms (2019-20):

- i.) Fish spawn produced in Government hatchery : 651.4 ltrs carp spawn.
- ii.) Produced 79.16666 lakh IMC fingerlings.
- iii.) Produced 38.253 MT fish in Government Farm.
- iv.) Production of promising indigenous high value species (in no.) in Government hatchery.

- a) Prawn juvenile: 3.77554 lakh.
- b) Pabda seed : 0.39675 lakh
- c) Magur seed : 0.36390 lakh.
- d) Ornamental fish : 0.15471 lakh.
- e) Sarputi & Chitala seed : 0.09556 lakh.

2. Total revenue generated : Rs. 91.814 lakh.

3. Departmental Annul Action Plan (2019-20):

Table : 8.40 Scheme wise details :

Sl. No.	Name of the Scheme	No's of beneficiary covered	Area (ha)	Fingerling/ Spawn/ Pabda/ Prawn juveniles etc (no's in lakh/ spawn in Litter)
1	Low cost inputs technology (Composite Fish Culture)	346	55.36	5.6744
2	Demonstration on Pisciculture in seasonal/ non-perennial tanks	1166	122.2	13.99200
3	Supply of fish culture inputs for the poor small tank holder having unit areas of 0.04 to 0.06 ha.	2846	151.61	13.6608
4	Demonstration of feed based intensive fish culture	236	37.76	9.44
5	Aquaculture of fresh giant prawn polyculture	1570	126.6	3.14
6	Conservation aquaculture of indigenous species Pabda	750	52.0	1.5

7	Production of Fingerlings (size 7 cm & above) in private owned tanks of remote area where fish seed are scarce	410	38.48	328 liter
8	Production of stunted growth fingerling in perennial nature of water bodies	335	54.72	268 liter
9	Integrated fish farming among the farmers having Pig of ADC areas	193	31.52	6.176
10	Feed & Seed support to the fish farmers	4716	471.6	47.16
11	Entrepreneurship Development among SHG/Group of educated youths	251	150.0	12.0
12	Entrepreneurship Development among Co-operative Societies	65	53	4.24

Source: Fisheries Department, Tripura.

4. Extension – human Resource Development programs:

- Training on scientific pisciculture, breeding seed production conservation aquaculture of indigenous fish species for coop, SHG, JFMC, NGO members, farmers.
- Block level workshop on National Fish farmer's day (10th July, 2019) & World Fisheries Day (21st November, 2019).
- Hands on training in shidal preparation technology, value added fish product, processing, fish silage preparation etc. cum awareness on use of harmful adulterants.

5. Ranching with fish seed in big/open water bodies-28.41 lakh fingerlings.

6. *Blue Revolution Schemes (Central Sector Scheme) completed during 2019-20*: Blue Revolution, the Nil Kranti Mission has vision to achieve economic prosperity of the country through the full utilization of fisheries sector and to fill up the gap of nutritional security.

Table: 8.41

Sl.No.	Name of Scheme	No's of beneficiary Covered /Area (ha)
1	Housing for Fishers	1544 nos.
2	Cage culture in Dumbur Reservoir	64 nos. cage
3	Input cost for fresh water fish culture in MGNREGA ponds	312.5 ha
4	Input cost for fresh water fish seed culture in MGNREGA ponds	75.0 ha

Source: Fisheries Department, Tripura.

Table: 8.42 New Scheme under CSS Blue Revolution During 2019-20:

Sl. No.	Item	Target		Present Status
		Physical (nos./ha)	Financial (Rs. in lakh)	
1.	Establishment of fish seed hatcheries for IMCs & Pabda	2 nos.	50.0	Target Allocated beneficiary selection and other related works are under progress.
2.	Installation of cages/pens in reservoirs & other open water bodies	64 nos.	192.0	
3.	Construction of new ponds/tanks	20 ha.	70.0	
4.	Input cost for freshwater finfish culture for new ponds/tanks	20 ha.	30.0	
5.	Solar power support system for aquaculture	5 nos.	75.0	
6.	Craft and Gear distribution to fishermen	100 nos.	100.0	
7.	Distribution of Auto rickshaw with ice box to fishermen	20 nos.	40.0	
8.	Stocking of IMC fingerlings in Rudrasagar wetland	4.8 lakhs/240	12.0	

		ha.		
9.	Distribution of Craft and gear for fishermen of Rudrasagar wetland	150 nos.	150.0	
10.	Wetland (Rudrasagar) fisheries conservation & awareness programme	1 unit	4.00	5000 nos. Pabda seed stocked on 16.06.2020 at Rudrasagar.
	Grand total		723.00	

Source: Fisheries Department, Tripura.

Table: 8.43 Achievement on RKVY during 2019-20:

Sl. No.	Item	Target		Present Status
		Physical (nos./ha)	Financial (Rs. in lakh)	
1.	Popularization of use of aerator for hi-tech fish culture under RKVY.	220 nos./25.2 ha	88.0	Procurement & installation under progress to be completed by July, 20.
2.	Solar power in government farms under RKVY	4 nos.	60.0	
3.	Mobile Fish Clinic Van under RKVY.	8 nos.	32.0	
4.	Gene Bank	2 nos.	120.0	
	Grand total:		300.0	

Source: Fisheries Department, Tripura.

Table: 8.44 Supporting income generation of indigenous people (2019-20):

Sl. No.	Name of project activities (SCA TO TSS)	Target		Remarks
		Physical (nos./ha)	Financial (Rs. in lakh)	
1.	Integrated Pig Cum Fish Culture in Tribal Areas	340 nos./54.4 ha.	143.82	Completed

Source: Fisheries Department, Tripura.

NFDB Programmes (2019-20): 2025 fish farmers were provided skill development training on Scientific fish farming with financial involvement of Rs. 30.2525 lakhs.

Flood Relief Provided during 2019-20 under NDRF: 36565 fish farmers were provided flood relief through NDRF during the year 2019-20 covering 5132.66 ha area with a financial aid of Rs.1679.64466 lakh.

KCC linkage during 2019-20: KCC loan amounting to Rs.79.48 lakh was sanctioned against 116 fish farmers upto 31st March 2020, 36.08 ha. area will be covered under this loan. 12149 applications were submitted to banks under PM KISAN during special; campaign period.

State level fish festival & investor's meet (2019-20): Three days State level Fish Festival, 2019 was conducted for the first time in Tripura from 13-15 December, 2019 at Hapania International Fair Ground in collaboration (50:50) with National Fisheries Development Board (NFDB), Hyderabad.

Progress fish farmers and entrepreneurs of the State were felicitated during the festival for their significant achievement and contribution in the field of fisheries and aquaculture in the State.

Workshops with the fish farmers were conducted. Progressive fish farmers and fishery based entrepreneurs from in and outside the State (Andhra Pradesh and Odhisha) participated in the Investor's meet.

Fishery sector has the capability to boost the income of the Farmers and as well as the income of the State. The doubling of farmers income is also possible through the development of the Pisciculture sector in the State. The State will continue to support the fish farmers and adopt suitable advanced aquaculture techniques for further augmentation of fish production in the State. New strategies will be taken to fully utilize the water bodies of the State for scientific fish farming. With spontaneous effort and planning fisheries sector will emerge as the most successful livelihood generating sector in the State and shaping the socio economic status of the people.

Concluding Remarks :

Agriculture and allied sector play an important role in the State's economy. To double the farmers' income (i) creating a policy environment that enables a paradigm shift from food security to income security for farmers and (ii) encouraging the participation of the private sector in agricultural development to transition from agriculture to robust agri-business systems. The concerted efforts require to be made for increasing rice production by way of increasing area under "System of Rice Intensification" (SRI) and Hybrid Paddy.

Moreover, the State Government will put priority to increase in water use efficiency of the State. The State Government will give highest emphasis for 100% coverage of soil health cards and enhance agricultural skilling for productivity.

Sustainable development in agriculture sector is always linked with policy support and proper strategies for technology transfer and best practices with adoption of effective resource utilization, market linkage, post-harvest processing, etc. and it is hoped that with these strategies the State would yield a greater success.

In fishing sector, more and more water bodies have to be covered under the scientific fish culture and new water areas have been created. Among those farmers, some have gone for establishment of fish feed manufacturing plant and prawn seed hatchery with financial assistance from banks. People in general have come to believe that fish culture is the most profitable of all activities under agriculture and allied sectors.

Chapter-9

FORESTRY ENVIRONMENT & RUBBER

α. FORESTRY ENVIRONMENT:

The State has a geographical area of 10,491 km² of which 6,294 km² (60%) is the forest area as per legal classification. As per India State of Forest Report, 2015 of the Forest Survey of India, total forest cover in the State is 7726 km² i.e. 73.68 % of the total geographical area. In the forests of the State, there are 266-species of medicinal plants, 379-tree species, 320-shrubs, 581-herbs, 165-climbers, 16-climbing shrubs, 35-ferns, 45-epiphytes and 4-parasites. Moreover, 50-species endemic to Tripura, 2-primitive plants and 7-endangered plants are also found in Tripura.



Forest composition and growing stock: Blessed with high rainfall, humidity and nutrient rich soil, the forests of the State are rich in productivity and the potential productivity index is estimated to be 9-12 cubic meter per hectare per annum.

The forests of Tripura are divided into two major forest types. These are – (a) evergreen forests & (b) moist deciduous forests. Moist deciduous forests are further divided in two distinct categories, namely, (i) Moist Deciduous Sal forests and (ii) Moist Deciduous Mixed forests. Moist Deciduous Sal forest covers part of Belonia, Udaipur, Sonamura and Sadar Sub-Divisions.

Contribution of Forestry sector to rural economy: Forest is a complex, eco system providing a variety of ecological and other valuable goods & services like timber, food, fodder, beauty of landscape, wilderness, peace and solitude. Efficient management and use of this precious resource for welfare of the State and it's people is of utmost importance. The revenue from forestry sector during 2019-20 is around Rs. 1337.95 lakhs, which is the highest in recent years.

Miscellaneous: The project proposal submitted to the Japanese Bank of International Cooperation (JBIC) for the Sustainable Catchment & Forest Management in Tripura (SCATFORM) Project for an amount of Rs. 1000 crores has been approved by the bank for funding. The project shall be implemented in 7 territorial districts under the Forest Department. IGDC Project worth Rs.173 crores will be *launched during the next year.*

- ▶ Total forest area is 6,294 sq. km. out of total area of 10,491 sq. km. in the State (as per legal classification).
Revenue earned from the forestry sector was Rs. 1337.95 lakh in 2019-20.
- ▶ Till 2019-20, 1052 Joint Forest Management Committees have been formed involving 93,512 families.
The State is the 2nd largest producer of natural rubber in the country after Kerala.

Table: 9.1 Inventory report published by the Forest Survey of India in the year 2019 gives the account of forest cover of Tripura.

Stratum	Area in sq. km.	Forest area (%) of Geo. Area)
Very Dense Forest	653.51	6.23
Moderately Dense Forest	5236.19	49.94
Open Forest	1835.89	17.51
Grand Total	7725.59	73.68
Scrub	28.79	0.28

Source: ISFR-2019

Activities: The State Forest Department manages the recorded 6294.287 sq. km. of forest area. Besides managing the forest area, it promotes extension of tree cover to outside forest area for better environmental management. The following are the aims and objectives:

- i.** To maintain and improve the productive potential of natural resources.
- ii.** Strengthening of rural livelihood by providing fuel, fodder, timber, bamboo and other Non Timber Forest Products (NTFP).
- iii.** Conservation and development of resources base by introducing new technologies and encouraging people's participation through the Joint Forest Management (JFM) programme.
- iv.** Addressing the ever-increasing demands of the population.
- v.** To reduce pressure on forests resources.

Achievements during 2019-20:

- To increase the productivity of existing forests, afforestation of around 3977.24 ha (NAP 2019.60 ha, CAMPA 598.30 ha, MGNREGA 1290.74 ha, IWMP 15.94 ha & Eco. restoration 36 ha CSS Project Elephant 16.66 ha) was taken up on degraded forestland during 2019-20. Further 1.89 lakh seedlings have been distributed up to March, 2020 by the Forest Department for plantation on public and forest land. Seedlings distributed of Vanmahotsava is 254339 in 2019.
- Thrust was made on raising bamboo seedlings during 2019-20 and 134.67 lakh seedlings have been raised. Besides these, roadside plantation over 357 km and river bank plantation over 319.5 km have been carried out under MGNREGA funding during 2019-20.
- For the purpose of active participation and involvement of local communities in protection and development of forests, Joint Forest Management (JFM) has been undertaken in the State on a large scale based on the resolution of the State Government dated 16-01-2002. Till 2019-20, 1052 JFM Committees have been formed involving a project area of more than 2,26,534.07 hectare involving 93,512 families of tribal and rural poor. The details are presented in Table No-9.2.

Table: 9.2 Details information on JFMC in Tripura:

Sl.No	Name of FDA	Name of JFMC/ EDC				Project area (in ha)	Afforestation area (in ha)	Number of families involved				
		NAP	GIM	JICA	Total			ST	SC	OBC	Gen	Total
(1)	(2)	(3)	(4)	(5)	(6)	(7)	(8)	(9)	(10)	(11)	(12)	(13)
1	Ambassa	54	-	-	54	18,924.50	3,225.00	5,047	101	-	116	5,264
2	Manu	56	-	-	56	17,572.00	7,243.00	3,567	32	20	30	3,649
3	WLW, Gumti	40	-	-	40	21,774.90	7,854.28	2,498	-	-	-	2,498
4	Dharmanagar	25	-	9	34	8,336.25	2,791.11	1,423	48	123	81	1,675
5	Kanchanpur	57	-	32	89	22,028.00	7,186.00	6,509	35	15	11	6,570
6	Sadar	2	24	-	26	4,376.00	2,683.10	2,354	55	15	11	2,435
7	Mandai	26	8	9	43	9,365.90	3,417.10	3,604	164	123	13	3,904
8	Kailashahar	9	-	12	21	4,388.00	2,995.00	918	37	8	243	1,206
9	Kumarghat	12	-	54	66	11,944.40	8,768.61	4,048	180	221	117	4,566
10	Khowai	6	-	18	24	5,712.85	1,801.30	2,247	17	-	8	2,272
11	Teliamura	20	-	38	58	11,771.80	6,777.15	5,787	994	-	494	7,275
12	Sonamura	27	-	9	36	5,292.88	2,050.71	969	1,081	1,374	1,735	5,159
13	Bishalgarh	8	-	22	30	5,201.06	2,829.41	3,969	258	110	3,435	7,772
14	Sepahijala	11	-	-	11	1,662.00	536.00	129	163	210	508	1,010
15	Trishna	49	-	26	75	11,278.00	5,324.90	1,815	896	100	1,321	4,132
16	Bagafa	24	-	39	63	11,967.08	7,584.00	4,003	87	124	1,797	6,011
17	Sabroom	23	-	24	47	10,271.62	2,283.00	4,067	37	110	57	4,271
18	Amarpur	24	10	53	87	15,904.43	6,493.14	5,678	14	21	-	5,713
19	Udaipur	81	-	40	121	17,340.40	11,250.00	5,708	826	487	2,090	9,111
20	Korbook	17	-	54	71	11,422.00	6,526.66	8,897	70	-	52	9,019
	Total	571	42	439	1052	2,26,534.07	99,619.47	73,237	5,095	3,061	12,119	93,512

Source: Forest Department, Tripura.

Out of the 1052 JFM Committees, 70 are EDCs (nothing in protected areas of the State) (Trishna-40, Sepahijala-11, WLW Gomati-19)

Table: 9.3 During the year 2019-20 fund received for an amount including unspent balance of previous year released by the Government of India for implementation of the following schemes during 2019-20:

Schemes	Central 90%	State 10%	Unspent balance of 2018-19
CSS NAP	375.88	41.76	24.36
CSS FPM	103.43	16.42	45.42

Source: Forest Department, Tripura.

Activities carried out under Fellow Programme in Management (FPM) funds in Management (FPM) funds are making of fire line 890 km, maintenance of fire line 180 km, construction of 4-FGs barrack, inspection 1-hut, engagement of 40-fire watcher, 2-SMC structure etc.

Table: 9.4 Mandays generation (excluding TFDPC):

Year	Mandays Generated (lakhs)	Area of Afforestation
2019-20	5.96	3977.24 ha

Source: Forest Department, Tripura.

Revenue: Although the scope of regular harvesting of timber from the State managed forests is limited.

Table: 9.5 The forest revenue realized on account of disposal of forest products of different categories in the State during the year 2019-20.

(Rs. in lakh)						
Year	Timber	Firewood	Bamboo	Sand	Other	Total
2019-20	381.14	5.59	8.93	505.77	436.52	1337.95

Source: Forest Department, Tripura

Plan Expenditure:

Table: 9.6 The expenditure incurred on the forestry programmes in the State during the year 2019-20 is given below:

Year	Expenditure incurred on forestry programme (Rs.in lakh)		
	State Plan	CSS	Total
2019-20	2748.50	624.39	3372.89

Source: Forest Department, Tripura

Protected Area (PA) Network: Considering the need for conservation and development of bio-diversity resources in situ, a network of 4 sanctuaries and 2 National Parks have been established in the State during the last decade. The PAs represent diverse ecosystems and wildlife habitats spread across the State. These are prioritized for protection and conservation of bio-diversity resource, both flora and fauna.

Table: 9.7 Sanctuary wise positions for conservation are tabulated below:

Name of the Sanctuary/ National Park	Area
1. Clouded Leopard National Park at Sepahijala.	5.08 Sq. Km (Core area) of Sepahijala WLS
2. Sepahijala Wildlife Sanctuary	18.533 Sq. Km
3. Gumti Wildlife Sanctuary	389.54 Sq. Km
4. Trishna Wildlife Sanctuary	194.708 Sq. Km
5. Bison National Park at Trishna WLS	31.63 Sq. Km (Core area) of Trishna WLS
6. Roa Wildlife Sanctuary	0.8585 Sq. Km
Total :	640.349 Sq. Km

Source: Forest Department, Tripura

Notifications under Section 26(A) of Wildlife Protection Act are yet to be issued for 4 Sanctuaries. Proclamation by Collector under Section 21 has been issued and required enquiries are in progress. The PAs are isolated as “Islands” amidst agricultural land and human settlements. These are under tremendous stress. Man and animal conflict is on the rise. Areas with actual and potential conflicts with surrounding population, area with unauthorized collection of timber, fuel wood, NTFP beyond sustainable limits have been identified and efforts are on to have a harmonious balance.

Forest Protection:

Table: 9.8 The cases drawn against the persons involved in tree felling and other forest offences during the year 2019-20:

Year	Nature of Cases			Adjudicated Departmentally	Court Cases	Timber seized (cum)
	Illegal felling	Others	Total			
2019-20	625	783	1408	1152	26	842.055

Source: Forest Department, Tripura

Due to advent of better communication facilities including mobile phones, seizure of illicitly felled timber has become more challenging.

Miscellaneous:

- (i)** Eco-tourism programmes are under active consideration of the State Government. Efforts are being made to attract tourists to scenic places of the State having ecological importance. Tourism infrastructure is being created under Swadesh Darshan Scheme. The first Hathai Kotor (Baramura) Hornbill festival was conducted this year.
- (ii)** Research activities have been geared up towards better socio-economic contribution of bio-diversity; implication of climate change; activities that adversely affect economy due to deforestation, fertilizers, pesticides; use and inventory of important medicinal plants; rural energy, marketing etc. A State Medicinal Plants Board was constituted by the State Government with DFO, Research as its Chief Executive Officer.
- (iii)** Special focus is being given to value addition of non-timber forest produce and promotion of cultivation of bamboos for giving better economic return to rural people. An autonomous society in the name of NTFP Centre of Excellence has been created for systematic development of bamboo and NTFP sector in the State.

(IGDC-II) Project's Status: The IGDC-II Project, is named as "Climate Resilience of Forest Ecosystems, Biodiversity Adaptive Capacities of Forest Dependent Communities in Tripura", with total Project cost of EUR 33.2 million (approx) , out of which EUR 23 million loan & EUR 1 million grant.

Feasibility Study (FS) of the project was completed in August, 2018 followed by the Appraisal Mission of KFW, Germany and the FS report was approved by the KFW on 18th January, 2019. There-after Preliminary Project Proposal Report (PPR) was uploaded online by the TFD and copy sent to MoEF & CC, Department of Economic Affairs (DEA), MoDoNER, NITI Yayog, that was approved by DEA, Government of India, on 26th February, 2019.

Detailed Project Report (DPR) for the project is approved by Government of Tripura and sent on 23rd May, 2019 to DEA, Government of India with a copy to their MoEF & CC, for approval. Tender agent has been selected by kfw for Global tendering for selection of Project Implementing Consultants (PICs) which has also been floated on 13th May, 2019, evaluation is in progress. Total 191 villages of 11

blocks under Dhalai and North Tripura districts are to be registered under this project.

Goals and Objectives: The overall objective of the Project is investments in sustainable community forest models, to improve natural resources, to minimize climate related risks and increase rural productivity and income for the local population. The proposed measure shall serve to improve rehabilitation, protection, and sustainable use of forest, their productivity and water resources as well as to develop and strengthen the resilience of forest dependent and vulnerable population against climate change.

Outputs: Major output of the Project shall include:

- 191 participatory village development plans (VDPs), 191 Biodiversity Management Committees (BMCs), 191 village level workers.
- Aided natural regeneration (ANR) = 2000 ha.
- Enrichment planting (of high value timber trees) = 2500 ha.
- High density bamboo plantation = 1200 ha.
- 3-tier plantation = 2850 ha.
- Soil and water conservation = 1600 ha.
- Check dams = 420 nos.
- Community conservation area =2000 ha.
- Cluster level Farm & Forest Products Centre (FFCPs) = 11 nos

The major outputs of the Project include:

- (i) Participatory village-based landscape planning system developed and implemented.
- (ii) Climate resilient forest land management implemented.
- (iii) Measures for mitigating adverse climate impacts on biodiversity applied.
- (iv) Natural resources products processing and marketing supported.
- (v) Forest sector enabling environment supported.

Achievement of Tripura JICA Project during 2019-20: Local community living in and around forests in Tripura had been facing problem in accessing forest resources and water due to soil erosion caused by forest degradation. So the quality of forest needs improvement, undertaken through a catchment-based approach. To address this issue, a new JICA Project titled “Project for Sustainable Catchment Forest Management in Tripura” with an outlay of Rs.1000 crore was formulated by Tripura Forest Department and submitted to JICA through Government of India. The project was sanctioned at a cost JPY 16,274 million (about Rs. 1000 crore) with JICA portion JPY 12,287 million (about Rs. 753.80 crore) and loan agreement was signed between JICA and Government of India on 29 October 2018 during the visit of the Hon’ble Prime Minister of India to Japan. The project was launched by the Hon’ble Chief Minister of Tripura on 16 January 2019 in a mega event at State Forest Academy Ground, Agartala. Project Operation Manual and logo were also released on the same day. The loan was become effective from 20 February 2019. The Project will be implemented over a period of 10 years from 2018-19.

(i) Aims & Objectives of the Project: The project aims to improve quality of forest in the targeted catchment with main focus on catchment protection through: (i) sustainable forest management, (ii) soil and moisture conservation, (iii) livelihood development and (iv) institutional strengthening. The project shall be implemented mainly in upper catchments where forest degradation and soil

erosion are severe and livelihood improvement needs are high. In order to ensure effectiveness and efficiency of project activities in such area, the project shall be implemented at Forest Beat wise; Forest Beat is the smallest administrative unit of Tripura Forest Department (TFD) with which JFMC makes agreement for managing allocated forestlands.

(ii) GIS based planning: In order to address the issues strategically within the upper catchment with comprehensive manner, Beat Forest Basic Plan (BFBP) shall be prepared for all selected Beats as per socio- economic and topographical conditions. Its objective is implementation of appropriate activities in order to solve the issues based on the site specification for the purpose of catchment protection. Throughout the BFBP preparation process, the Project will identify the potential area of project intervention and JFMCs to be targeted at the beat level. The project activities are identified as per forest land potential, socio economic conditions of the villages, and current conditions of existing JFMCs. BFBP is prepared as the first document in order to initiate project activities. The validity period of BFBP is for ten years and can be revised as required during the project period. In the course of micro planning process, while BFBP shall be the foundation as a framework of catchment protection within the Beat for consideration of project intervention, the finalization of project activities shall be done based on the Micro Plan.

(iv) Implementation and monitoring mechanism: The project activities shall be implemented in selected forest Beats. The Project will be divided into three Phase; Preparatory Phase, Implementation phase, and Phase – Out. Seven target Districts are: North Tripura, Unakoti, Khowai, West Tripura, Sepahijala, Gomati and South Tripura (Gomati Wildlife Sanctuary in Dhalai District).The Project area is located in 15 Territorial Sub-Divisions below and Gomati Wild Life Sanctuary: Uadipur, Karbook, Amarpur, Khowai, Teliamura, Dharmanagar, Kanchanpur, Bishalgarh, Sonamura, Kumarghat, Bagafa, Sabroom, Mandai and Kailashahar. The area covers 33 Ranges in Territorial Sub-Divisions and 3 Ranges in Gomati Wildlife Sanctuary. These are under 135 Beats in Territorial Ranges and 13 Beats in Wildlife Ranges. DFOs, SDFOs, ROs have been designated and notified as Chiefs of District Management Units (DMUS), Sub-divisional Management Units (SDMUS), Range Management Units (RMUs) respectively for overall monitoring of the Project activities at their respective levels. Chief Executive Officer and Project Director at PMU has the overall responsibility of implementation and monitoring. A State level High Power Steering Committee (HPSC) headed by Chief Secretary is the highest decision making body for the Project.

Table: 9.9 Major components of the Project are:

	Main Components	Details
1	Soil & Forest Management	1. Improvement of Forest nurseries – 10 nos.
		2. Decentralized people’s nursery -150 nos
		3. Artificial Regeneration - 5000 ha
		4. Aided Natural Regeneration - 21000 ha
		5. Teak Plantation Management – 15000 ha
		6. Silvi-pastoral Plantation – 1000 ha

		7. Filter Strip Development – 96 km
		8. River Bank Plantation – 100 km
		9. Bandaling to control bank erosion – 222 nos.
		10. Fruit tree plantation in Gomati Sanctuary – 600 ha
		11. Grassland development in Gomati Sanctuary- 375 ha
		12. Invasive Weed Eradication in Gomati Sanctuary -330 ha
		13. Fire line making in Gomati Wildlife Sanctuary - 40 km
		14. Microplan creation in JFMCs/EDCs – 450 nos.
2	Soil & Moisture Conservation	1. Construction of Earthen Check Dam (model 1) - 900 nos.
		2. Construction of Earthen Check Dam (model 2) - 450 nos.
		3. Construction of Earthen Check Dam (model 3) - 85 nos.
		4. Gully plugging – 1269 nos.
		5. Contour tranches – 1125 ha
		6. mulching and plantation – 846 ha
3	Livelihood Development	1. Support to NTFP Centre of Excellence – for 5 years
		2. NTFP Collection/ Primary Processing Centre – 45 nos.
		3. Advanced Processing and value Addition unit-11 nos .
		4. Plantation of Agro-forestry crops -8880 ha (17760 beneficiaries)
		5. number of JLG to be formed -740 nos.
		6. Support to JFMC/EDCs for livestock farming
		7. Support to JFMC/EDCs for fish farming
		8. Support to JFMC/EDCs for Organic farming
		9. Support for Ecotourism policy Arrangement
		10. Upgrading Eco-parks -3 nos.
4	Institutional Strengthening	1. Establishment of DMUs/SDMUs/ RMUs – 7DMUs/ 16SDMUs/36 RMUs
		2. Enhancement of GIS/ MIS facility- 1 set
		3. Construction of Multi-Utility Centre -450 nos.
		4. Preparation of Beat Forest Basic Plans -135 plans
		5. Preparation of Microplans by JFMC/EDC -450 plans
		6. Supporting staff – as planned
5	Project Management Consultancy	1. International experts -2
		2. National expert -10

Source: Forest Department, Tripura.

iv) Progress of preparatory activities: Preparatory activities for implementation of the project have progressed as per Schedule. Selection process for Project Management Consultant comprising national and international experts has been undertaken as planned. Selection of manpower agencies has also been initiated as planned. A new Society named Tripura SACTFORM Society has been registered under Societies Registration Act with its own by laws for implementation of the project in Society mode. NTFP Centre of Excellence has been registered as autonomous society for systematic development of Bamboo and other non-timber forest produce and has started functioning. Procurement of high resolution satellite imagery from national Remote sensing agency was initiated for GIS-based planning and monitoring in the Project area. Workshop on Beat level planning exercise was conducted for field staff. State Level High Power Steering Committee and field implementation units i.e. 7 District Management Units (DMUs), 16 Sub-

Divisional Management Units (SDMUs) and 36 Range management Units (RMUs) have been notified for taking up construction activities.

v) Achievement during 2019-20: During the year the Project Management Consultants were engaged during the month of August 2019. The NR Management Consultants Pvt Ltd are the lead firm in Joint Venture with Ides Inc, Tokyo and the JPS Associates Pvt Ltd. Two agencies have been selected for supply of outsourced manpower for implementation of the Project in the Month of August 2019. There are 34 trainings organized under Project which included orientation trainings to outsourced manpower, exposure training for the DFO/SDFO/RO and BO in field of Best Practices in Nursery development and microcredit to SHG/JFMC.

Table: 9.10 Physical and financial achievement made in the Project during 2019-20:

Sl.No	Item of work	Units	Target		Achievement	
			Physical (units)	Financial (Rs lakh)	Physical (units)	Financial (Rs lakh)
1	2	3	4	5	6	7
Group-A Item:						
1.	Sustainable Forest Management					
	Establishment of High Tech Nursery	Nos.	3	545.52	3 (WIP)	327.86
	Improving existing Central Nursery	Nos.	7	806.40	7 (WIP)	60.86
	Establishment of Decentralized People Nursery (1 st Batch)	Nos.	50	21.50	8 (WIP)	Nil
	EDC Micro Planning	EDCs	27	5.40	13 (WIP)	Nil
	Bamboo/ Misc seedlings production	Lakh number	35	343.00	26.70 (WIP)	267.00
	Bamboo plantation (Advance action & creation)	Ha	500	150.00	400 (WIP)	107.62
2.	Livelihood Development					
	Revolving fund to JFMCs/EDCs for small IGAs (Batch -I)	JFMCs/ EDCs	70	280.00	-	Nil
	Support to NCE	LS	-	300.00	-	8.00
3.	Institutional strengthening					
	Procurement of GIS/MIS equipments	Set	1	414.58	-	0.16
	Procurement satellite imagery	Set	1	65.25	1	7.45
	PMC services International	PM	6	582.00	2	-
	PMC services national experts	PM	38	123.50	6	124.98
	Training of JFMCs/EDCs	Nos	50	39.40	WIP	Nil
	Training of SHG member	Nos	150	57.00	14	Nil
	Training of SDMU and above	LS	1	33.50	1	-
	Training of RMU and below	LS	1	111.67	1	13.14
	Exposure visits outside the State (within India)	LS	1	95.94	1	0.64
	Exposure visit (overseas)	LS	1	87.65	WIP	Nil
	Deployment / hiring of project staff, and Administrative Expenses	LS	1	891.09	1	205.81
	Hiring of contractor for map preparation	LS	1	176.29	WIP	Nil
	Preparation of Beat Forest Basic Plan	Beats	36	15.48	10	2.10
	Identification of JFM area	JFMCs	119	17.85	23	Nil
	Revision/ preparation of technical manuals/ handbooks	LS	1	53.00	12	Nil
	Computerized accounting system	LS	1	67.75	WIP	Nil
	Socio-economic and baseline survey at Beat level	Beats	135	94.50	10	Nil
	Constitution and reconstitution of JFMCs /EDCs	JFMCs/ EDCs	119	42.84	23	Nil
	PMU operation cost	LS	1	78.89	1	62.72
Total (Group-A)				5500.00		1188.34
1	2	3	4	5	6	7

Group-B:						
4.	Extension/renovation of Beat Offices	Nos	56	1808.24	-	-
	FPU Barrack	Nos	6	118.02	-	-
	Transit Accommodation cum training Hall for field Officials	Nos	1	75.00	-	-
	Extension of DMU	Nos	4	130.68	-	-
	Extension of SDMU	Nos	7	172.13	-	-
	Extension of RMU	Nos	7	64.89	-	-
	Vehicle 4W 4WD	Nos	2	23.38	-	-
	Vehicle 4W 2WD	Nos	7	65.52	-	-
	Motorbike	Nos	40	40.40	-	-
Total (Group-B)				2498.26	-	0
Grand Total (Group A + B)				7998.26	-	1188.34

Source: Forest Department, Tripura

TRIPURA FOREST DEVELOPMENT AND PLANTATION CORPORATION LTD. (TFDPC LTD.):

India ranks third in terms of production of Natural Rubber in the World after Thailand and Malaysia. Rubber is a tropical crop and grows well in Tripura and the State is the second largest producer of Natural Rubber in the country. Incidentally, TFDPC is the single largest owner of rubber Estate in the country. In Tripura, rubber plants (*Hevea brasiliensis*) were initially introduced for soil and moisture conservation by Forest Department in 1963. The species has proved excellent for payment settlement of Tribal Jhumias. Till date, Corporation owns 7087.74 ha rubber plantations and besides creation of 2120.22 ha plantation for SC/ST families and 233.70 ha Bamboo plantation. Total area of Rubber plantation done by TFDPC Ltd. is 9207.96 ha.

The study conducted by the National Bureau of Soil Survey and Land Use Planning, as a part of exploratory study for the World Bank Assistance revealed that approximately 1.00 lakh ha (85094 ha) of land in the State is suitable for rubber cultivation. This offers tremendous scope for expansion of cultivation of this crop. Apex Bodies of Industries and Commerce like CII etc. have also realized the potential of rubber cultivation in the State.

The TFDPC Ltd. is the major producer of rubber in the State and it functions under the administrative control of State Forest Department. A rubber mission has been set up by Government of Tripura for better coordination of all the agencies involved in taking up rubber plantation and marketing of rubber.

Other notable achievements of the Corporation are:

- i)** Rubber production for the year 2019-20 is 2833.672 MT.
- ii)** TFDPC is running a Cenex (Concentrated latex of 60% DRC) factory at Takmacherra with annual installed capacity of 450 MT of Cenex. Besides it is also manufacturing Skim crape/PLC/EBC/ and supplying to rubber industries.
- iii)** A Technically Specified Rubber (TSR) factory constructed at Takmacherra (South Tripura) is now under operation for production of superior grade Rubber Block (ISNR). The annual installed production capacity is 1000 MT.
- iv)** Industrial Estate at Anandanagar under the management of the Corporation is producing high quality Solid Rubber Wood Board, Treated rubber wood and high quality furniture from rubber wood since 1999 with annual capacity of 1,50,000 cubic feet of Rubber Wood.

- v) An export oriented door making unit with funding under Export Development Fund-NER, Department of Commerce, Government of India, has been established and now under operation with the production capacity of 35 doors/per day (12,000 doors per year) started by the end of 2013.
- vi) Industrial Estate at Anandanagar Provides directs employment to 109 people and also creates 32.160 thousand mandays annually, besides self-employment to another 200 people and creates enormous number of indirect employment.
- vii) With a total 1665 leave cardholders and permanent workers, TFDPC ltd provides total of 6.13668 lakhs mandays annually.

Upcoming activities:

- a) One more unites of TTP is set up in Betcherra under Northern Division and expected to be operational in 2020-21.
- b) One Latex Centrifuging Factory is planned to set up at Betcherra Timber Treatment Plants' premises under Northern Division. Another one more unit of TTP is planned to set up at Santirbazar under Southern Division.
- c) One unit of TTP is proposed to set up in Betcherra under Northern Division.
- d) Two integrated rubber processing units has been set up in 2019- 20 & six more integrated rubber processing units is under construction during F.Y. 2020-21.

Achievement made during 2019-20:

Table: 9.11 (a) Status of Plantation:

Sl. No.	Species	Total plantation available in ha.	Target for 2019-20	Achievement 2019-20 in ha.
1	Rubber	9207.96 ha	150.00 ha (Replanting)	131.2 ha
2	Bamboo	233.70 ha	1.0ha	1.0 ha

Source: Forest Department, Tripura.

Table: 9.12 (b) Status of rubber production:

Source of Plantation	No. Of Tapping Blocks	Production during 2019-20 in MT
Corporation Plantation	2867	2257.761
Resettlement plantation	665	575.911
Total	3532	2833.672

Source: Forest Department, Tripura.

Table: 9.13 (c) Production of Centrifuging Factory and Crepe Mill Takmacherra:

Name of Factory	Product	Production during 2019-20 in MT
Latex Centrifuging Factory	Cenex (Barrel)	571.160
ISNR Factory	ISNR	529.750

Source: Forest Department, Tripura.

Table: 9.14 (d) Production in TFDPC IE, Anandanagar:

Sl.No	Unit	Product	Production during 2019-20
1	Tripura Rubber wood Factory (TRWF)	Board	3499
		Timber (Cum)	708.931

2	TTP	Timber (Cum)	400.587
3	Furniture units	Furniture (Nos)	15618
4	Door factory	Door (Nos)	939

Source: Forest Department, Tripura

Table: 9.15 (e) Status of nursery:

Sl. No.	Type of nursery	Achievement during 2019-20
1	Seedling Nursery (Bed raised)	615 nos. bed
2	Polybag Nursery planted (Nos.) in lakh	0.83 lakh

Source: Forest Department, Tripura

Table: 9.16 (f) Status of revenue and expenditure (unaudited):

FY	Revenue earned Rs. In crores	Expenditure Rs. In crores	Income over expenditure Rs. In crores
2019-20	52.01	52.08	-0.07

Source: Forest Department, Tripura

Table: 9.17 (g) Division wise positions of leave cardholder workers during 2019-20:

Sl.No	Name of Division	Male	Female	Total	Permanent Worker
1	Sadar	228	24	252	do
2	South-I	556	62	618	do
3	South-II	208	3	211	do
4	North	291	27	318	do
5	Factory	146	10	156	do
6	TFDPC IE	104	6	110	do

Source: Forest Department, Tripura

Table: 9.18 (h) Mandays generation of TFDPC:

Manday's generation during 2019-20 (No.)	Value of Manday's generation 2019-20 (Rs. In lakh)
613668	1757.78

Source: Forest Department, Tripura.

b. RUBBER:

Activities of the Rubber Board at Tripura during 2019-20:

Zonal Office (ZO)/Nucleus Rubber Estate & Training Centre (NRETC) under the auspice of the Rubber Board (Ministry of Commerce & Industries, Government of India), Agartala has 6 Regional Offices across the lengths & breadths of the State. They are at Agartala, Ambasa, Bishramganj, Dharmanagar, Santirbazar, and Udaipur. There are 9 Field Stations under these Regional Offices. There is also one Regional Nursery at Tulakona, one Regional Rubber Training Centre at Agartala at West Tripura and one Tappers' training School at Juri, North Tripura. Apart from these ZO/NRETC, Agartala complex also have Regional Research Station (RRS), Agartala, 32 staff quarters, 01 guesthouse and 01 VIP guesthouse.

Block Plantation Project: There are 55 Block Plantation units across the State covering 3800 ha of plantation out of which 3725 ha in yielding stage with another 75 ha immature. Most of the Block Plantation units have been raised for ST beneficiaries where 4 units are for SC beneficiaries.

New Planting: There have been 415.63 ha of new planting during 2019-20. Total area under rubber in the State is now 85453.63 ha.

Production: Total production of natural rubber in Tripura has been estimated to be 83701.23 mt.

Insurance Scheme: Applications received for insurance claims, have been disposed as usual.

Plantation Certificate: 714 applications have been disposed with plantation Certificate. They cover 518.62 ha and earned Rs. 2.62 lakh of IEER.

Nursery Certificate: All of the applications received for nursery certification have been inspected and disposed. They are issued against 50300 nos. of polybag plants and 11500 nos. of budded stamps and fetched about Rs. 1.86 lakh of IEER.

Roller & Smoke House Subsidy: Roller and Smoke House subsidies amounting to Rs. 48.18 lakh have been recommended for 215 beneficiaries against rollers and 14 beneficiaries against smoke houses respectively.

Human Resource Development: As per directives of HO, 112 of RPL training programs have been imparted out of which LHT has 53 batches with 1688 trainings, LPT has 42 batches with 1487 trainees, GDW has 13 batches with 394 trainees & Nursery Management has 4 batches with 140 trainees.

Thirty-three batches having 484 trainees have been imparted TISP training. Thirteen of these batches covering 239 trainees were conducted without fund utilization through voluntary involvement of nodal RPSs.

Campaign meetings conducted this year have accessed 2986 rubber growers through 55 events.

Apart from above, both of the allotted NIAM training programs on marketing aspects have been conducted for 31 beneficiaries.

Another KVIC sponsored program has also been conducted.

Exposure trainings have also been rendered to rubber growers of Manipur, Arunachal Pradesh & Assam besides growers from Tripura.

With Tripura Skill Development Mission (TSDM) sponsored programs 55 trainees have also been trained in two batches.

Cluster Development: Eight new RPSs have been approved during 2019-20 taking total number of RPSs in Tripura to 214.

Group Processing Centre: There are 208 Group Processing Centres (GPC) in the State out of which 96 are in RPS sector. State-run-corporations, TFDPC Ltd. and TRPC Ltd. have 58 and 54 GPCs respectively.

As approved by P & PR, Rubber Board an IRMU is being developed at Waithilong Kami RPS, Teliamura at a cost of Rs. 33 lakh with the help of Manimalayar Rubbers.

Central Processing Unit: There are two Central Processing Units, jointly promoted by the RPSs, Downstream Partner & Manimalayar Rubbers. They are constantly producing higher grades of sheet rubber.

Event Management: ZO/NRETC, Agartala has successfully organized various events like Workshop on Entrepreneurship Development, first ever STFR Meeting of the country & Inauguration of IRMUs, promoted by Manimalayar Rubbers in presence of Hon'ble Executive Director of the Board.

It has also arranged inauguration of location specific high performing clone RRII 429 by Hon'ble Chief Minister of the State.

ZO/NRETC, Agartala also arranged another Workshop on NR in collaboration with Manimalayar Rubbers Pvt. Ltd. Made visits of the Hon'ble Chairman and Executive Director a success in each of the occasions.

Besides these, it has also participated in the 14-day-long Tripura Industry & Commerce Fair at Agartala and sent representative to India International trade Fair at New Delhi.

Quality Up-gradation Imitative-IRMU: Spectacular success could be achieved in quality up-gradation of sheet rubber in Tripura. A good number of Manimalayar Model of IRMUs have so far been developed over last 4 years to empower a good number of producers, processors, entrepreneurs, dealers, large Estates, private companies, State-run corporations like TRPC Ltd. & TFDPC Ltd. to produce higher grades of sheet rubber like RSS 1, 2 etc. and tyre grades. Such IRMUs have earned very good name and response among stakeholders in the State.

ATMA, the tyre manufacturers' representatives could also be convinced about availability, consistency and prospects of Tripura rubber for their use and now they are taking tyre grade sheet rubber on regular basis.

Convergence with State-run-schemes: Proposal initiated during 2019-20 from the Area Development Fund of MLA has been utilized by Manimalayar Rubbers to rain-guard 4000 trees during current financial year.

Similar fund has also been utilized by Tripura Latex to develop one smoke house for an individual grower.

Subsidy-linked Loan Schemes: ZO/NRETC, Agartala in collaboration with Manimalayar Rubbers has rendered befitting support for implementation and execution of Government of Tripura promoted subsidy-linked-loan schemes like Swavalamban, PMEGP, TIIPIS etc.

Project Proposals: A project proposal has been submitted to the Tribal welfare Department, Government of Tripura for raising 3000 ha new planting in RoFR (Recognition of Forest Land) land together with 300 ha rain-guarding and 10 numbers of IRMUs for latex processing in different tribal hamlets of the State. Another proposal has been submitted to ONGC, Tripura Chapter for rain-guarding in 116 ha under their CSR Fund. One proposal has been submitted to the Hon'ble Executive Director for establishing MSME Incubator Hub at Agartala. Another proposal for replanting rubber plantations at NRETC complex and RN Tulakona has been submitted.

Way Forward: Rubber Board looks forward for befitting liberal and handholding supports from the Government of Tripura as it has been enjoying since its interventions started in 1963.

Table : 9.19 Area & Production of Natural Rubber in Tripura 2019-20:

Sl.No.	Name of the District	Immature	Mature	Total Area	Production 2019-20
		(ha)	(ha)	(ha)	kg/ha
1	North	1820.81	7845.04	9665.85	8869.27
2	Unakoti	890.21	3051.32	3941.53	3449.69
3	Dhalai	1630.76	4112.24	5743.00	3983.34
4	Khowai	1200.65	2979.25	4179.90	2885.87
5	West	2503.69	14054.73	16558.42	17428.22
6	Sepahijala	2657.07	15226.93	17884.00	18881.78
7	Gomati	2192.65	9478.28	11670.93	11020.90
8	South	2720.80	13089.20	15810.00	17182.16
Total		15616.64	69837.00	85453.63	83701.23

Source: Rubber Board, GOI.

Table : 9.20 Area under Rubber & Production in Tripura over one & half decade (rounded):

Year	Planted area	Cumulative Total area	Mature area	Immature area	Production
	Ha	Ha	Ha	Ha	MT
2004	1516	34630	21952	12678	24147
2005	2232	36862	23612	13250	25973
2006	4758	41620	25469	16151	30563
2007	5364	46984	26900	20084	32280
2008	7455	54439	28145	26294	33774
2009	5103	59542	29507	30035	35408
2010	3881	63423	30872	32551	37046
2011	4114	67537	31747	35790	38096
2012	3228	70765	33114	37651	39737
2013	3944	74709	34630	40079	42491
2014	3788	78497	36862	41635	46815
2015	2482	80979	41620	39359	52025
2016	2300	83280	46986	36294	56380
2017	1028	84302	54441	29861	65330
2018	730	85038	65893	19145	74139
2019	416	85454	69837	15617	83701

Source: Rubber Board, GOI.

Value Addition: Besides production of natural rubber, there are meagre avenues for local consumptions & development of rubber products which include rubber thread and rubber gloves. Such units are housed at Bodjungnagar Industrial Park. With upcoming logistic facilities through ICP, Akhaura; Sabroom Corridor and route networks with South East Asian Countries rubber in Tripura has

tremendous prospects in value addition for entrepreneurship development. Rubber Board renders all types of assistances for product development.

Marketing: Natural Rubber has an excellent network of marketing with more than 1100 rubber dealers, promoted by Rubber Board. Rubber Board has also its own marketing wings operating in the State facilitating supply of harvesting tools, processing utensils along with their buyback mechanism. Rubber producers in the State have no difficulties in marketing their produce.

Concluding remarks:

Forests are an integral part of the culture and tradition of Tripura. It also maintains the environment, bio-diversity, land, soil, water & air regimes. Any imbalance in equilibrium of the above components affects the system adversely and has an adverse impact on human life. The soil erosion is beyond the permissible limit especially in the river catchments, draining out of the rain water as run-off water without recharging the ground water table which causes frequent floods as well as scarcity of water during the dry months, which need to be tackled in a phased manner for better environmental conservation.

Chapter-10

CO-OPERATION

The motto of the State Co-operative Department is to strive towards inclusive growth, economic upliftment and self-reliance of the people. The development of Cooperatives with special emphasis on the backward classes including Tribal's by the creation of self-employment opportunities especially in the rural areas and to provide additional source of income for farmers and rural artisans.



The cooperative movement acquired a comprehensive character with the enactment of Tripura Cooperative Societies Act, 1974 and the Tripura Cooperative Societies Rules 1976, and 2nd amendment to TCS Act. and TCS Rule 1976 has been done in the year 2009 and 2012 respectively. Besides, amendment of bye-Laws of the credit societies has been done for giving more autonomy to the Management of Cooperatives based on the recommendations of the Vaidyanathan Committee-I for revival package of STCCS, i.e. LAMPS/PACS/FSS.

“The Tripura Cooperative Societies (Third Amendment) Act, 2016”.

It is felt expedient to amend the Tripura Cooperative Societies Act 1974, with an object to increase the women membership and to confirm the proportionate representation of members in the elected Management committee of the cooperative societies from the scheduled caste, scheduled tribes and women:

Present Scenario: The State is mandated to strengthen the Cooperative Societies to make them viable and efficient for improvement of socio-economic conditions of common people. There are 2599 different categories of Cooperative Societies working with 8.40 lakhs members in the State.

The Cooperative set-up in the State is of 2(two) tier system - Apex Cooperative Societies (functioning at the State level) and the Primary Cooperatives (working at primary level). Out of 2599 Societies, there are predominantly 56 LAMPS, 212 PACS and 14 Primary Marketing Cooperative Societies at the primary level playing a pivotal role for the economic up-liftment of the rural people in general & farmers in particular. All these societies are having Elected Boards. LAMPS and PACS are the most effective & functional rural credit cooperative units. In fact, fishery, animal husbandry, village and cottage industry cooperatives - are also playing a significant role in the rural economy of the State.

- There are 2599 Co-operative Societies out of which 160 are women cooperative societies in 2019-20.
- Total membership is 8.40 Lakhs in 2019-20.
- Working Capital of the Co-operative Societies in the State is Rs. 3981.75 crore during 2019-20.

The some of the activities attended by these primary level coop. societies (PMCS / LAMPS / PACS) namely:

- a) Disbursement of seasonal Agricultural loans through JLG, Short term & Medium term to members as well as to KCC holders, through-out the year.
 - b) Distribution/supply of Agricultural inputs like seeds, fertilizers, insecticides, pesticides, Custom Hiring Centre & ensuring supply of other Agricultural equipments / Machineries to members.
 - c) Procurement of Farmers produces of Agri. & Allied sectors.
 - d) Storage of farmers produces in the Rural godowns owned by the Cooperatives.
 - e) Marketing arrangement for farmers for their produce in the local markets.
 - f) Transportation of members produces etc.
- During the 2019-20 financial year, 932 Joint Liability Group (JLG) having total women membership strength of 4,662 have been formed by the LAMPS & PACS at the primary level to promote the rural based Agri. & allied sector activities through credit disbursed amount Rs. 898 lakh with Bank Branches of Tripura State Cooperative Bank.
 - The Tripura State Cooperative Bank is working for providing credit to the farmers with minimum paper works in a speedy manner. The Department is ensuring that the target groups are provided maximum credit timely for arranging their inputs so that the seasonal Agricultural practices of farmers do not suffer.
 - Most of the primary Rural Cooperatives in the State have readymade basic infrastructure along with Market Stalls / Selling outlets in the nook & corners of the State. As many as 215 godowns (50 MT to 200 MT capacity each) owned by these Cooperative Societies and functional in rural areas for the benefit of farmers.
 - Many of the primary level Cooperative Societies are also having adequate idle lands, which can be put to use for Infrastructure development in the rural areas for creation of water bodies through rainwater harvesting, construction of cold storages, construction of new godowns, market stalls, crop drying/ processing centers etc.
 - Tripura State Cooperative Union, Agartala provides Training for leadership development of Board of Directors, Skill development on Accounts and business development of Cooperatives and etc. Besides, special courses on Farming, Pisciculture, Dairy, processing, Agro-industry etc. may also be conducted with the support from the Nodal departments i.e. Agriculture, Fishery, ARDD etc.
 - Department of Cooperation has taken all possible efforts under the mandate of “Ease of Doing Business” particularly in the field of online registration and amendment in respect of Cooperatives and NGO’s (under e-district platform through NIC).

Table: 10.1 Details of statutory activities taken up by the Department during 2020 -21:

Sl.No.	Name of the Scheme/ Programme	Activities covered under this Programme	Annual Work Plan 2020-21
1	Audit works of Cooperative Societies	As per provision of TCS Act & Rules, statutory audit of accounts of Cooperative Societies is conducted by the Audit	1817 unit

		officers.	
2	Annual Return Collection	Collection of Annual Return	1817 unit
3	KCC (Kishan Credit Card)	KCC is being disbursed through TSCB Ltd.	500 Nos. of farmers
4	Annual General Meeting	Audit Report & Action Plan of current year, Budget etc. placed before AGM for discussion & approval .	1815 units
5.	Inspection of Cooperative Societies	Statutory Inspection of Coops Societies are conducted by the Officers & Staff of the Department.	1520 nos.
6.	Training prog. & Mass education Prog. to be conducted by TSCU	Being an only Apex institution under Cooperative sector TSCU conducts training to the members of Coops.	80 nos.
7.	Election of Societies	Election is conducted as and when the tenure of a Board expires. Normal tenure of Board is 05(Five) Years.	All pending/New societies
8.	Non-Tax Revenue collection(Audit fees/Registration fees)	Collection of Audit & Registration fee	Rs.11.80 lakhs

Source: Registrar of Co-operative Societies, Tripura.

The status of Implementation of Integrated Cooperative Development Project (ICDP) in North, Unakoti & Dhalai Districts is as under:

- With a view to develop Cooperative infrastructure and the business activities of the Cooperative Societies, 03(three) Integrated Cooperative Development Projects have been taken up in North, Unakoti & Dhalai Districts with a total outlay of Rs. 2661.70 lakhs. These 03(three) Projects are designed for comprehensive development of Cooperatives in a districts based approach involving with the line Departments such as Agriculture, Fisheries, ARDD etc. The reimbursement of fund will be made from National Cooperative Development Corporation (NCDC), New Delhi to the State Government. The work of the project have been started in 2016-17.

Simplification of Registration processes under the Department of Cooperation:

- A software is being developed by DIT/NIC under e-district platform to simplify the processes of Registrations. All the materials & flowchart have been supplied to DIT for early completion of the project. This service will facilitate online monitoring of the activities of NGOs and getting registration of Society by the common citizen sitting at their home.

Enactment of new legislation under the Department of Cooperation:

- Tripura Cooperative Societies Act 1974 has been amended and provided with a provision for women reservation in formation of Cooperative Societies and also in the elected committees. Besides, Bye-law of the proposed Apex women Credit Cooperative Society has been drafted and it is under process.

PDS Activities:

- Presently, 117 nos. societies (PMCS, LAMPS, PACS & Others) are operating as good as 208 nos. Fair Price Shop in the State. Had all the 268 LAMPS & PACS been allotted Fair Price Shop, rural people living in remote areas could have greater access to public distribution system. The cooperation has the planning to award at least one Fair Price Shop to each of the 268 LAMPS & PACS and 14 PMCS Ltd. in day to come.

Introduction of new policies and schemes etc. under the Department of Cooperation:

a) *Integrated Co-operative Development Project (ICDP):* Department of Cooperation successfully implemented ICDP in undivided South Tripura Districts.

Now, another 03(three) ICD Projects are being implemented in North, Unakoti & Dhalai Districts.

On the basis of successful project completion and 100% recovery of loan portion, it is to be glad to know that NCDC recently sanctioned ICDP for the new 03 (three) Districts namely West Tripura, Sepahijala & Khowai districts after the prior approval of State Government which is yet to be take necessary initiative for implementation of ICD Projects.

b) Proposal Submitted for Computerization of 56 LAMPS & 212 PACS to GOI at a cost of Rs.804.00 lakhs. An amount of Rs. 804.00 lakhs would be involved for implementation of the GOIs Project i.e. Computerization of 268 Nos. PACS & LAMPS. 80% share i.e. 643.00 lacks will be borne by NABARD & 20% share i.e. 161.00 lakhs will be borne by State Government has already given consent for implementation of the Project.

Table: 10.2 Details of statutory activities/Scheme wise achievement by the Department during 2019-20:

Sl. No.	Name of the Scheme/ Programme	Activities covered under this Programme	Annual Work Plan 2019-20
1	Audit works of Cooperative Societies	As per provision of TCS Act & Rules, statutory audit of accounts of Cooperative Societies is conducted by the Audit officers.	749 unit
2	Annual Return Collection	Collection of Annual Return	1495 unit
3	KCC (Kishan Credit Card)	KCC is being disbursed through TSCB Ltd.	472 Nos. of farmers
4	Annual General Meeting	Audit Report & Action Plan of current year, Budget etc. placed before AGM for discussion & approval .	602 units
5.	Inspection of Cooperative Societies	Statutory Inspection of Coops Societies are conducted by the Officers & Staff of the Deptt.	1523 nos
6.	Training prog. & Mass Education Prog. conducted by TSCU	Being an only Apex institution under Cooperative sector TSCU conducts training to the members of Coops.	84 nos
7.	Election of Societies	Election is conducted as and when the tenure of a Board expires. Normal tenure of Board is 05(Five) Years.	161 nos
8.	Non-Tax Revenue collection(Audit fees/Registration fees)	Collection of Audit & Registration fee	Rs.10,75,326.00

Source: Registrar of Co-operative Societies, Tripura.

Formation of Cooperative Societies Since March' 2018 to 31st March 2020:

The Department of cooperation has taken initiative to formed more number of Cooperative societies in our State. During the period from March' 2018 to 31st March 2020, 1039 Cooperative societies were formed in various sectors like Agri – 71 nos, Fishery – 104 nos, Multipurpose – 305 nos, Consumers – 25 nos, Dairy – 251 nos, Tea – 5 nos , Tourism – 5 nos, Rubber – 9 nos, ARD base Cooperative (Cattle farm, Piggery, Goatery, Duckery & Poultry) – 223 nos, and Others – 41 nos of the 1039 Cooperative Societies, there are 54 women cooperatives are included. These societies would be playing the vital role in economic growth of the State.

Formation of Societies (NGO) as on 31st March 2020: During the period March' 2018 to 31st March 2020, 581 nos. of societies (NGO) have been registered under the Societies Registration Act. 1860 and there have been 8,369 nos. of societies (NGO) enrolled as on 31st March' 2020.

Table: 10.3 The status of the Co-operative Societies in the State is depicted during the year 2019-20:

a.	Co-operative Societies(Number)	2599
b.	Members (in lakh)	8.40
c.	Working Capital (Rs. in crore)	3981.75
d.	Societies per lakh population.	65.48
e.	Women Co-operative Societies	160
f.	Share Capital (Rs.in crore)	200.92

Source: Registrar of Co-operative Societies, Tripura.

Table: 10.4 The number of Co-operative Societies in Tripura last three (3) years:

Sl. No.	TYPE OF SOCIETIES	2016-17	2017-18	2018-19	2019-20
1	APEX SOCIETIES	11	11	11	11
2	AGRI CREDIT	364	364	335	319
3	OTHER INDUSTRIES	310	306	287	244
4	NON AGRI Non- Credit	258	258	255	214
5	WEAVERS	208	208	191	169
6	NON AGRI-CREDIT	19	19	22	19
7	MULTIPURPOSE	71	72	224	368
8	FARMING	2	5	51	90
9	HOUSING COOP.	4	4	4	04
10	PRY. MARKETING	14	14	14	14
11	FISHERY COOP.	155	156	162	249
12	MILK SUPPLY	114	114	139	344
13	PIGGARY COOP	21	20	31	107
14	POULTRY COOP	12	12	14	32
15	PROCESSING COOP	2	2	5	06
16	CONSUMER COOP	230	228	219	212
17	CATTLE FARM	0	0	15	91
18	SERICULTURE	0	0	17	18
19	TOURISM	0	0	2	05
20	OTHERS MISC.	0	0	17	83
TOTAL SOCIETIES		1795	1793	2015	2599

Source: Registrar of Co-operative Societies, Tripura.

Category wise Co-operative Societies in Districts: The Cooperative is classified into two sectors, one-credit societies and other non-credit societies. Credit Cooperative Societies consist of agriculture credit Societies (LAMPS, PACS, Services, Farmers, small Farming) T.S.C.B Ltd., T.C.A.R.D.B Ltd., A.C.U.B Ltd. and Employees credit Societies. Non-credit Societies consist of Marketing, Weavers, other Industries, Fisheries, Milk Consumers, and Transport etc.

Table: 10.5 District and type wise list of Cooperative Societies in Tripura as on 31-03-2020:

Sl. No.	TYPE OF SOCIETIES	WEST TRIPURA	SEPAHIJALA	GOMATI	SOUTH TRIPURA	KHOWAI	DHALAI	UNAKOTI	NORTH TRIPURA	TOTAL	
1	APEX SOCIETIES	11	0	0	0	0	0	0	0	11	
2	AGRI CREDIT	a. LAMPS	6	6	11	9	6	9	4	5	56
		b. PACS	28	41	20	32	22	21	27	21	212
		c. SERVICE	11	17	3	1	7	5	3	4	51
3	OTHER INDUSTRIES	a. TAILORING	10	3	2	4	3	1	1	4	28
		b. MULTIPURPOSE IND.	18	6	3	3	1	6	7	9	53
		c. RUBBER	1	5	2	4	0	1	0	0	13
		d. BRICK KILN	4	2	3	3	5	2	3	3	25
		e. TEA PLANTATION	7	1	0	7	4	5	9	0	33
		f. CARPENTRY	7	3	0	1	5	1	0	2	19
		g. BAMBOO & CANE	17	10	6	5	2	4	1	3	48
		h. POTTERY	3	3	0	1	1	1	0	0	9
		i. COBBLERS	2	6	2	0	1	0	2	1	14
		j. Forest produce Marketing	1	0	1	0	0	0	0	0	2
4	NON AGRI Non- Credit	a. TRANSPORT	36	9	2	1	28	1	9	2	88
		b. LABOUR & Forest labour	19	8	8	3	7	0	3	3	51
		c. RICKSHAW PULLER	9	4	5	1	2	4	2	2	29
		d. PRESS COOP	13	0	0	0	0	0	1	0	14
		e. AGRI- ENGINEERING	3	1	0	0	0	0	0	0	4
		f. SUPPLIER COOP	14	3	0	0	1	2	0	0	20
		g. OTHER SOCIAL	1	1	0	0	2	1	2	1	8
5	WEAVERS	a. HANDLOOM	65	35	14	13	11	6	13	6	163
		b. KHADI	5	0	0	1	0	0	0	0	6
6	NON AGRI- CREDIT	a. URBAN BANK	1	0	0	0	0	0	0	0	1
		b. EMPLOYEES/Credit	14	2	1	0	1	0	0	0	18
7	MULTIPURPOSE	102	23	27	27	49	79	36	25	368	
8	SMALL FARMING	7	15	9	23	10	3	5	18	90	
9	HOUSING COOP.	4	0	0	0	0	0	0	0	4	
10	PRY. MARKETING	2	2	2	2	2	1	1	2	14	
11	FISHERY COOP.	36	46	54	36	25	27	12	13	249	
12	MILK SUPPLY	43	56	36	32	46	54	31	46	344	
13	PIGGAR COOP	8	4	40	26	16	3	0	10	107	
14	POULTRY COOP	3	1	11	3	6	3	1	4	32	
15	PROCESSING COOP/ PADDY HUSKING	1	0	1	1	2	1	0	0	6	
16	CONSUMER COOP	111	12	8	5	24	19	22	11	212	
17	CATTLE FARM	3	23	15	9	12	15	0	14	91	
18	SERICULTURE	2	3	3	3	1	3	0	3	18	
19	TOURISM	0	0	1	2	0	1	0	1	5	
20	OTHERS MISC.	30	5	4	27	11	3	0	3	83	
	TOTAL SOCIETIES	658	356	294	285	313	282	195	216	2599	

Source: Registrar of Co-operative Societies, Tripura.

Others Co-operatives Societies in the State: Co-operative Societies falling under the category of 'Other Cooperatives' are Labour, Press, Housing Cobbler, Rickshaw puller etc. which are being financially supported by the Department for economic

amelioration of the members. During the year 2019-2020, an amount of Rs. 60 lakhs was provided as share capital to other cooperative Societies.

Women Co-operative Societies in the State: There were 160 No. of Women Co-operative Societies in the State as on 31.3.2020. Out of this, 110 are active Societies, in which 29 in West Tripura District, 13 Societies in Khowai District, 7 Societies in Sepahijala District, 17 Societies in Gomati District, 14 Societies in South Tripura District, 4 Societies in North Tripura District, 7 Societies in Unakoti District, and 19 Societies are in Dhalai District.

NEW INITIATIVE:

Implementation Of Integrated Co-Operative Development Project: The Integrated Co-operative Development Project (ICDP), a Central Sector Scheme under NCDC was first introduced in West Tripura District. With this experience, for the second time one more projects for undivided South Tripura District having a total project cost of Rs. 14.80 crores which includes 30% subsidy component has been sanctioned and successfully completed on 2016-17 in undivided South Tripura District.

ICDP is a reimbursable project sponsored by the National Cooperative Development Corporation (NCDC), New Delhi. Bases on the above multi-fold objectives of the ICD project, the department of cooperation expects to introduce the project in remaining 3 (Three) districts in the State. At present, ICD project with a total project outlay of Rs. 26.61 crores are being implemented in 3 (Three) districts viz. Dhalai, Unakoti & North Tripura to develop the infrastructure & working capital if Agri-credit/others cooperative societies. Under this project, there is a scope to develop the Dairy, Weavers etc cooperatives and make them self efficient.

Table: 10.6 Year wise fund utilization position under ongoing ICDP status in Dhalai, Unakoti & North Tripura:

YEAR	Name of District	Loan Portion (in Lakh)	Subsidy Portion (In Lakh)	Total (In Lakh)
2016-17	Dhalai	33.00	17.00	50.00
	Unakoti	33.00	17.00	50.00
	North Tripura	33.00	17.00	50.00
	Total	99.00	51.00	150.00
2017-18	Dhalai	55.01	28.35	83.36
	Unakoti	55.00	28.32	83.32
	North Tripura	54.99	28.33	83.32
	Total	165.00	85.00	250.00
2018-19	Dhalai	16.505	8.50	25.005
	Unakoti	16.495	8.50	24.995
	North Tripura	16.50	8.50	25.00
	Total	49.50	25.50	75.00
2019-20	Dhalai	30.26	11.60	41.86
	Unakoti	30.12	11.45	41.57
	North Tripura	30.12	11.45	41.57
	Total	90.50	34.50	125.00

Source: Registrar of Co-operative Societies, Tripura.

Recently NCDC sanctioned ICDP for the new 03 (three) Districts namely West Tripura, Sepahijala & Khowai districts with due approval of State Government. The department is taking necessary initiatives for implementation of this ICD Projects.

Table: 10.7 Outlay of newly sanctioned 3 (Three) ICD Projects in West Tripura, Sepahijala & Khowai Districts :

Sl. No	Name of Projects	No. of scheme	Fund to be Utilize (in lakh)	Sources of funding
01.	ICDP West Tripura	136	983.34	State Government Assistance
02.	ICDP Khowai	120	915.73	
03.	ICDP Sepahijala	162	910.66	
	Total	418 Nos.	2809.73	

Source: Registrar of Co-operative Societies, Tripura.

Integration and Marketing of Oranges: During the year 2019-20, at the tag ends, the Killa LAMPS under Gomati district started orange Business in a small way. The LAMPS authority procures oranges from the actual growers at a reasonable rate and sold the produces at a minimum profit margin in the urban areas. In the meanwhile, the management of Killa LAMPS is fully prepared for dealing with orange business in a propound way.

CONSUMER SECTOR

TRIPURA STATE COOPERATIVE CONSUMERS FEDERATION LTD.

At present Tripura State Co-operative Consumers Federation Ltd. has been dealing in consumers goods, distribution of LPG cylinders, essential commodities, Kerosin oil, Stationery articles, medicine etc. through its retail outlets. Supply of office stationery and other office equipment are also being made available on requisition by different Government Departments. The State Government has been extending financial support as Share Capital for strengthening the TSCCF. As such, the State Government has provided Rs.169.62 lakhs towards Share Capital for strengthening the TSCCF during the year 2019-20.

Table-10.8 Details of performance of the TSCCF. LTD. Agartala as on 31st March, 2020:

01	Membership		No.	Rs. in Lakh
	I	Total	1289 nos.	3304.83
	li	Societies	226 nos.	0.53870
	lii	Individuals -	1062 nos.	0.21000
	iv	Government	1 no.	3304.08
02	Share Capital			
	I	Total		3304.83
	li	Societies		0.53870
	lii	Individuals -		0.21000
	iv	Government		3304.08
03	Working Capital			1540.98
04	Business Turnover			1194.35
	I	Office Stationary		361.00
	li	LPG Supply		498.31
		LPG Parts		1.83
		Medicine		96.29

	iii	Fertilizer		Nil
	iv	Forest Produce		Nil
	v	Agri. Produce		Nil
	vi	Other if any(S. K. Oil)		236.92
05	Borrowings			Nil
	I	Term Loan		Nil
	ii	Cash Credit		Nil
	iii	Other if any (From Government)		Nil
06	Cold Storage			
	I	Capacity		Nil
	ii	Income from Cold Storage		Nil
07	Expenditure on Salary			129.93
	Other Expenditure			82.22
08	Profit (+)/Loss (-)			
	i	Accumulated Profit (+)/ Loss (-)		Loss (-) 3761.07
	ii	Net Profit (+)/Loss (-) during the year 2018-19		Loss (-) 132.42
	iii	Audit Position		2018-19
09	Financial Assistance received from Government			
	i	Share Capital in 2019-20		168.38
	ii	Grant-in-aid		Nil
10	No. of Go down with capacity			
11	Whether Board Elected/Nominated			Run by Administrator
12	Total No. of Employees - M- , F -			42 nos.(M-34, F 8)
	of which trained			
13	Total No. of Branches -			4 nos.

Source: Registrar of Co-operative Societies, Tripura.

CREDIT SECTOR

Tripura State Co-operative Bank LTD. (TSCB): Presently TSCB has 66 Branches in the State. In the year 2019-20, the total business of the bank has been recorded at Rs. 5038.81 crores (Deposit Rs. 2862.50 crores and Advance Rs. 2176.31 crores) involving over 8,20,000 customers as on 31-03-2020. The CD Ratio of the bank has been improved into 76% .

Table-10.9 Details of performance of the TSC Bank as on 31st March, 2020:

01	Membership & Authorized Capital		No.	Rs. in Lakh
	I	Total		10000.00
	ii	Societies	1000000 nos.	5000.00
	iii	Individuals -	100000 nos.	2500.00
	iv	Government	125000 nos.	2500.00
02	Share Capital			
	I	Total		3218.66
	ii	Societies	169932 nos.	169.93
	iii	Individuals -	856901 nos.	2207.20
	iv	Government	84153 nos.	841.53
03	Working Capital			19459.97
04	Loan advanced			

	I	Total	74720.01
	ii	S.T.	56179.12
	iii	M.T.	17254.84
	iv	KCC	1122.31
	v	L.T.	163.74
05	Loan Recovered		
	I	Total	28820.63
	ii	M.T.	20258.94
	iii	S. T.	7839.21
	iv	IRDP/SGSY/TSSPS	0
	v	L.T.	394.75
	Vi	KCC	327.72
06	Loan outstanding		
	I	Total	217631.03
	ii	M.T.	124676.35
	iii	S.T.	84875.00
	iv	IRDP/SGSY/TSSPS	2791.45
	v	L.T.	9.75
	Vi	KCC	5278.48
07	Loan overdue		5636.08
08	Profit (+)/Loss(-)		
	i	Accumulated Profit(+)/ Loss(-)	
	ii	Net Profit(+)/Loss(-) during the year 2019-20	1775.09
09	Financial Assistance received from Government		
	i	Share Capital	0
	ii	Grant-in-aid	0
	iii	Re- Capitalization Assistance Received	0
		a. GOI	0
		b. GOT	0
10	Whether Board Elected/Nominated		Elected
11	Total No. of Employees - Of which Male-263 nos. & Female 77 nos.		340 nos.
	of which trained		265 nos.
12	Total No. of Branches -		66 nos.

Source: Registrar of Co-operative Societies, Tripura.

Tripura Co-operative Agricultural & Rural Development Bank (TCARDB): Tripura Cooperative Agriculture & Rural Development Bank was registered on 26th February, 1960. Presently it has 5 (five) branches with head office at Agartala.

The Bank is mainly serving the credit needs of small and marginal farmers and for development of Agriculture and allied activities in the State. Besides, the Bank is also financing non-farm sector activities like small transport loans, self-employment trades, and small business based trades in rural areas. With the increase in demand for loans and advances, the bank is expecting more refinance from NABARD in the days to come. Special debentures floated by TCARDB are subscribed by NABARD, State Government and Government of India under various schemes for the development of rural areas.

Table:10.10 The performance parameters of TCARDB for the year 2019-20 are given in table below:

01	Membership		No.	Rs. in Lakh
	I	Total	118327	
	ii	Societies	4	
	iii	Individuals -	118322	
	iv	Government	1	
02	Share Capital			
	I	Total		983.88
	ii	Societies		0.02
	iii	Individuals -		118.32
	iv	Government		865.54
03	Working Capital			
04	Loan advanced			
	I	Total		0.00
	ii	S.T.		0.00
	iii	M.T.		0.00
	v	L.T.		0.00
05	Loan Recovered			
	I	Total		191.00
	ii	S.T.		0.00
	iii	M.T.		0.00
	iv	IRDP/SGSY		0.00
	v	L.T.		191.00
06	Loan outstanding			
	I	Total		1131.90
	ii	S.T.		
	iii	M.T.		
	v	L.T.		
07	Loan overdue			473.25
08	Profit (+)/Loss (-)			
	i	Accumulated Profit (+)/ Loss (-)		Loss (-) 1859.58
	ii	Net Profit (+)/Loss (-) during the year 19-20		Profit (+) 85.68
	iii	Audit position		2018-19
09	Financial Assistance received from Government			
	i	Share Capital		Nil
	ii	Grant-in-aid		Nil
	iii	Re- Capitalization Assistance Received		Nil
		a. GOI		Nil
		b. GOT		Nil
10	Whether Board Elected/Nominated			Run by Administrator.
11	Total No. of Employees -			26
a)	Of which male			21
b)	Of which female			5
c)	Contingent Worker			2
	of which trained			0
12	Total No. of Branches -			5

Source: Registrar of Co-operative Societies, Tripura.

Agartala Co-operative Urban Bank (ACUB): ACUB is governed by an elected Board of Management with 11 nos. of Board of Directors and the bank has been functioning since 1979. It has now 3 (three) branches. The Bank raises

deposits from members and non-members and also advances loans. The Bank has been disbursing short-term loans for different purpose. Also it does other banking services for the interest of urban people. The Bank has sustained accumulated Loss is Rs. 13.23 lakhs as on 31.03.2020.

Table-10.11 Detailed performance of the ACUB Ltd. as on 31/3/2020:

01	Membership		No.	Rs. in Lakh
	i	Total	7849	205.63
	ii	Societies	0	
	iii	Individuals -	7848	67.20
	iv	Government	1	138.43
02	Working Capital			
03	Loan advanced			
	i	Total	684	1508.12
	ii	S.T.	97	72.35
	iii	M.T.	514	829.74
	iv	L.T	73	606.03
04	Loan Recovered			
	i	Total		580.48
	ii	S.T.		80.18
	iii	M.T.		337.37
	iv	L.T.		162.93
05	Loan outstanding			
	i	Total	684	1508.12
	ii	S.T.	97	72.35
	iii	M.T.	514	829.74
	iv	L.T.	73	606.03
06	Loan overdue			470.35
07	Profit (+)/Loss(-)			
	i	Accumulated Profit(+)/ Loss(-)		(-) 13.23
	ii	Net Profit(+)/Loss(-) during the year 2019-20		(-) 19.19
	iii	Audit Position		2018-19
08	Financial Assistance received from Government			
	i	Share Capital in 2019-20		15.00
	ii	Grant-in-aid		Nil
09	Whether Board Elected/Nominated			Administrator
10	Total No. of Employees -			16
	of which trained			
11	Total No. of Branches -			3nos.

Source: Registrar of Co-operative Societies, Tripura.

EDUCATION, TRAINING & RESEARCH:

Tripura State Cooperative Union (TSCU): Tripura State Cooperative Union, is the State level organization associated with the Cooperative movement and playing a very important role in providing Cooperative Education, Training & undertakes

Publicity on cooperation throughout the State with necessary support from the Department of Cooperation.

The TSCU has got its 3 (three) storied Hostel with the facility of 120 beds for the trainees & guests. TSCU also organizes Exhibitions, Seminars, Workshops and observance of cooperative week at District and Sub-divisional levels with necessary financial contribution and assistance from the Cooperative Societies and the Department of Cooperation. More than 90% of the total budgetary requirement of the Union is met by the Department of Cooperation. During the year 2019-20, Rs. 57.69 lakhs has been provided to TSCU as Grant in Aid.

Table-10.12 Details of performance of the TSCU A. D. Nagar, Agartala, as on 31st March, 2020:

01	Membership		No.	Rs. in Lakh
	i	Total	406 nos.	0.993
	ii	Societies	406 nos.	0.993
	iii	Individuals -	Nil	Nil
	iv	Government	nil	Nil
02	Training Programme			
	a	Leadership Dev. Progrm	40 nos.	
	b	Business Development Program	4 nos.	
	c	Computer Awareness Programme	3 nos.	
	d	Online Treasury Functional Course.	1 no.	
	e	Common Accounting System Programme	5 nos.	
	f	Programme on TDS & Income Tax	1 no.	
	g	Financial Inclusion Programme	3 nos.	
	h	Programme on Legal Aspects	1 no.	
	i	Women leadership Dev. Course.	2 nos.	
	j	Total No. of person trained	1831 nos.	
03	Seminar held			
		State Level	1 no.	
		District level	8 nos.	
		TOTAL-	9 nos.	
04	Mass education programme			
	a	No. of Class held	24 nos.	
	b	No. of trained staff/members	963 nos.	
	c	Other if any	Nil	
05	Assistance received			
	a	State Government in 2019-20		8.78
	b	Under Central Sector Scheme		Nil
		Total		8.78
06	Staff Position.			
		Trained staff.		3
		Un-trained staff.		12
		Other if any		Nil
		TOTAL-		15
07	Audit position		2018-19	
08	Financial Assistance received from State Government			
	i	Share Capital		Nil
	ii	Grant-in-aid		57.69

	Total-		57.69
09	Whether Board Elected/Nominated		Run by the Administrator
10	Total No. of Branches -		nil

Source: Registrar of Co-operative Societies, Tripura

MARKETING SECTOR:

The State Marketing Federation of Tripura Ltd. (TMARKFED): At present, Tripura Markfed is dealing in different business like, distribution of LPG through its Bhutoria Unit as agent of IOC, distribution of Generic Medicines as agent of BPPI under Pradhan Mantri Bhartiya Jan Aushodhi Yojna, supply of office stationeries and equipment to different State Government Departments/ PSUs. Implementation of various projects like MFP. It is also engaged with distribution of fertilizer as agent of IFFCO. Moreover, Tripura Markfed is playing an important role by way of providing LPG Cylinders, under the scheme of 'Pradhan Mantri Ujjala Yojana' among the 207 nos. of Scheduled Caste poor people. Tripura MARKFED is also got the scope of earning rental income from its 20 (Twenty) godowns.

It has an important role in controlling of market rate of commodities when there is a scarcity of any product and thus, eliminating the chances of black-marketing with the guidance of the Government.

Table- 10.13 Details of performance of the T-MARKFED LTD. as on 31st March, 2020:

01	Membership		No.	Rs. in Lakh
	I	Total	257	712.63
	li	Societies	218 Nos.'A'Class	0.71
	lii	Individuals -	38 Nos.'B' Class	0.5
	iv	Government	1 No Government 'C'Class	711.87
02	Share Capital			
	I	Total		813.62
	li	Societies		0.79
	lii	Individuals -		0.05
	iv	Government		780.28
03	Working Capital			-
04	Business Turnover			1831.43
	I	Office Stationary		7793.21
	li	LPG Supply		733.35
	lii	Fertilizer		4.41
	lv	Forest Produce		--
	v	Agri. Produce		--
	vi	Other if any (Generic Medicine)		224.05
05	Borrowings			
	I	Term Loan		NIL
	li	Cash Credit		NIL
	lii	Other if any		NIL
06	Cold Storage			
	I	Capacity		3000 MT (Non functioning)

	li	Income from Cold Storage/Godown		53.29
07	Expenditure on Salary			283.08
	Other Expenditure			53.00
08	Profit (+)/Loss (-)			
	i	Accumulated Profit (+)/ Loss (-) 17-18		Loss (-) 1645.38
	ii	Net Profit (+)/Loss (-) during the year 2017-18		Profit (+) 19.687
	iii.	Audit position		2017-18
09	Financial Assistance received from Government			
	i	Share Capital in (2019-20)		24.00
	ii	Grant-in-aid (2019-20)		Nil
10	No. of Go down with capacity		20 Nos.	4200Sq. ft.
11	Whether Board Elected/Nominated		Elected	
12	Total No. of Employees -		71 Nos.	(Regular-41, Contg.-30).
	of which Male & female		Regular (M-38 & F-3)	Contg. (M- 21 & F-9)
13	Total No. of Branches - / G. Medicine Counter		10 Nos.	

Source: Registrar of Co-operative Societies, Tripura.

Concluding Remarks:

Attention and emphasis would be to strengthen the abilities of cooperative movement as an effective instrument for attaining self-reliance as well as generating income and rural employment in the rural areas of State in a sustainable manner. Effective and responsive co-operative institutions would not only be the income generating agencies but would also reduce the poverty to a large extent.

Chapter-11

PANCHAYAT & RURAL DEVELOPMENT

a.PANCHAYAT:

Tripura has set an exemplary record in implementing Panchayati Raj System in India. Tripura attained the Statehood in the year 1972 but the journey towards the Panchayat system started before the attainment of Statehood of Tripura. With a view to decentralizing power at village level, in 1994, the schedule castes and schedule tribes were reserved proportionately as per the provision of the Tripura Panchayats Act. 1993; one-third seats for the posts of Panchayat Pradhan, Chairman of Panchayat Samiti and Sabhadhipati of Zilla Parishad including members of all tiers have been reserved for women.



Achievement of the Department for last one year:

i) Panchayat Development Fund (PDF):

An amount of Rs. 55.00 crore for the year 2019-20 has been transferred to Rural Local Bodies for implementation of development activities including payment of salary / Honorarium, TA/DA & office expenditure.

ii) Fourteenth Finance Commission Grants (XIV FC):

During the year 2019-20, an amount of Rs.90.625 crore under Fourteenth Finance Commission (FFC) Grants have been received and transferred to the Rural Local Bodies (RLBs) for implementation of development activities including providing basic services to the rural people.

Fifteenth Finance Commission Grants (XV FC):

An amount of Rs. 95.5 crore out of total allocation of Rs. 191.00 crore already received and transferred to RLBs including TTAADC, HQ for implementation of developmental activities as per guidelines.

- **The number of Gaon Panchayats has increased to 591 in 2014 & TTAADC village council has been increased to 587 in 2016.**
- **An amount of Rs.857.50 crore was spent on MGNREGA in 2019-20 as per MIS Report.**
- **MGNREGA implemented 344.022 lakh mandays as 20TH MAY, 2020.**
- **Total 22,556 houses have been sanctioned under PMAY(G).**

Table:11.1 The synopsis of the important development activities executed during the year 2019-20:

Sl. No.	Activities	Achievement
1.	Formation / Maintenance /Improvement of Road (Km)	2829
2.	Distribution of Agri. Equipment (Nos.)	14703
3.	Self employment benefit (Nos.)	21938
4.	Maintenance / Creation of Drinking water Sources (Nos.)	23577
5.	Extension of overhead LT power line for Irrigation (Km)	6.80
6.	Mandays Generated (Nos.)	1291977
7.	Construction / Mtc. of Katcha /Pucca drain (Km)	402
8.	Construction / Mtc. of Community Assets (Nos.)	204

Source: Directorate of Panchayat, Tripura.

Table:11.2 The synopsis of the important development activities executed during the year 2019-20:

Sl. No.	Activities	Achievement
1.	Maintenance of Drinking Water Sources (nos.)	693
2.	Creation of Drinking Water Sources (nos.)	24096
3.	Extension of Drinking Water Pipeline (kms.)	4.8
4.	Maintenance/Construction of toilets, Solid & Waste Management (nos.)	783
5.	Maintenance of Street Light (kms.)	13875
6.	Extension of Street Light (kms.)	11.08
7.	Construction/maintenance of pucca / kutchha road / footpath(kms)	5377
8.	Construction/maintenance of burial/cremation ghat (nos.)	12
9.	Construction/maintenance of kutchha/pucca drain (Kms)	30.08
10.	Construction of Community assets (nos.)	2167
11.	Mandays generated (nos.)	545501

Source: Directorate of Panchayat, Tripura.

Details about National Award in different categories received: The following Rural Local Bodies were honoured by the Ministry of Panchayat Raj, Government of India in different categories for their outstanding performance on the eve of celebration of National Panchayati Raj day during the year 2019-20:

Table :11.3

Sl. No.	Name of Awards	Year	Awarded RLBs
1.	Deen Dayal Upadhyay Panchayat Sashaktikaran Puraskar (DDUPSP)	2019-20	Paschim Tripura Zilla Parishad
2.			Kathalia Panchayat Samiti
3.			Bishalgarh Panchayat Samiti
4.			Khas Madhupur Gram Panchayat of Dukli RD Block
5.			Mohanbhog Gram Panchayat of Mohanbhog RD Block
6.			Nanaji Deshmukh Rashtriya Gourav Gram Sabha Puraskar (NDRGGSP)

7.	Child Friendly Gram Panchayat		Mailak Gram Panchayat of Amarpur RD Block
8.	GPDP Award		Goachand Nandigram Gram Panchayat of Satchand RD Block.

Source: Directorate of Panchayat, Tripura.

Capacity Building and Training: The elected representatives and functionaries trained at 4 (four) Panchayat Raj Training Institute during the year 2019-20 under Rashtriya Gram Swaraj Abhiyan (RGSA) is given below:

Table:-11.4

Sl.No.	Categories of Trainees	Total Nos. of person trained during the year 2019-20
1	2	3
1.	Elected Representatives	3293
2.	Functionaries	5375
	Grand Total	8668

Source: Directorate of Panchayat, Tripura.

Enhancement of Fixed Salary & Honorarium of Office Bearers of RLBs: The Government in the RD (Panchayat) Department has enhanced the fixed salary Sabhadhipati, Sahakari, Sabhadhipati of Zilla Parishad Chairman, Vice-Chairman Panchayat Samiti and fixed honorarium of Chairman, Vice-Chairman of Block Advisor Committee, Pradhan, Upa-Pradhan of Gram Panchayats and Chairman, Vice-Chairman Village Committees w.e.f. 1ST September, 2019.

Table:-11.5 The synopsis of the enhanced rates:

Sl. No.	Designation	Name of RLBs	Monthly amount before enhancement (in Rs.)	Monthly amount after enhancement (in Rs.)	amount enhancement (in Rs.)	% of enhancement
1.	Sabhadhipati	Zill Parishad	5,000	15,000	10,000	200
2.	Sahakari Sabhadhipati		4,000	12,000	8,000	200
3.	Chairman	Panchayat Samiti/BAC	3,250,	10,000	6,750	207.7
4.	Vice-Chairman		2,750,	7,000	4,250	154.5
5.	Pradhan /Chairman	Gram Panchayat / Village Committe	1,250	5,000	3,750	300
6.	Upa-Pradhan Vice-Chairman		1,000	4,000	3,000	300

Source: Directorate of Panchayat, Tripura.

New initiative of the Department:

- a) To maintain cleanliness and sanitation in schools of rural areas the Panchayat Department has made provision for making payments to the daily wage worker or Muster Roll basis for cleaning toilets of schools from PDF/FFC funds.

- b) Mohanbhog and Purba Chandigarh Gram Panchayat of Mohanbhog RD Block have taken initiatives to realize Own Source Revenue (OSR) with active participation of PRIs which has shown great achievement in collection of Own Source Income. An amount of Rs. 1,79,390/- has been collected by Mohanbhog GP and Rs. 88,000/- by Purba Chandigarh during the period 09/03/2018 to 10/01/2020. For their outstanding performance, the Hon'ble Chief Minister has awarded them on 11/01/2020. All other RLBs will be requested to replicate the steps taken by Mohanbhog and Purba Chandigarh Gram Panchayat of Mohanbhog RD Block to generate Own Source Revenue (OSR).

b. RURAL DEVELOPMENT:

Focus of the Government on rural development is well reflected by the fact that a separate Rural Development and Panchayat Raj Department is functioning in the State to implement various rural specific development Programmes like Mahatma Gandhi National Rural Employment Guarantee Act. (MGNREGA) etc.



The Programmes/Schemes basically aim to reduce poverty, increase infrastructure facilities etc. in rural areas to intended benefits of the schemes have been reached to the deserving target groups; as a result, the socio-economic conditions of the rural people have been improved to a large extent, which has contributed largely to the empowerment of the vulnerable groups. The active and tangible participation of the vulnerable groups, especially the women, in the process of planning, implementation, monitoring and evaluation of the programme, has been the result of the successful implementation of the schemes.

Rural Housing: A remodelled rural housing scheme in the name of PMAY (G) was launched during 2016-17. As per the scheme guidelines, beneficiaries for PMAY (G) are selected based on SECC-2011 data.

The housing assistance under the scheme is provided @ of Rs. 1,30,000/- for 28,838 houses were sanctioned under PMAY (G) during 2019-20.

Table :11.6 Cumulative Progress report of PMAY-G during 2019-20:

Year	Physical report			Financial report		
	No of Houses			Rs. in Crore		
	Target	Sanctioned	Completed	Total Fund Allocation	Fund Received	Expenditure incurred
2019-20	28838	22556	3259	381.27	248.59	210.50

Source: R.D. Department, Tripura.

Mahatma Gandhi Rural Employment Guarantee Act. (MGREGA):

Table :11.7 The financial achievement of MGNREGA in 2019-20:

(Rs in Lakh)

District	Actual OB as on 01.04.2019	Central share released	Miscellaneous	State released	Total fund availability	Total expenditure (as per MIS) report dated 20/05/2020
Dhalai	458.77	73118.33	83.66	8289.52	81950.28	17625.32
South						11682.6
West						9294.07
North						8639.59
Unakoti						5363.4
Khowai						9064.16
Gomati						13033.79
Sepahijala						10995.73
State Cell						51.47
Total	458.77	73118.33	83.66	8289.52	81950.28	85750.13

Source: - RD Department, Tripura.

Table: 11.8 The District wise physical performance report under MGNREGA in 2019-20 as per MIS report as on 20/05/2020:

District	Total no. of HHs issued job card	Total no. of HHs demanded employment	Total no. of HHs provided employment	Total person days generated	Average man days	Total no. of HHs completed 100 days	Person days generated for Women	% of Women participation
(1)	(2)	(3)	(4)	(5)	(6)	(7)	(8)	(9)
Dhalai	84752	82492	81049	6929865	86	24473	3229128	47
South	90616	84226	82569	4778792	58	2027	2200393	46
West	93822	85466	83449	3529119	42	983	1753704	50
North	66534	61394	60475	3620887	60	7315	1550143	43
Unakoti	52051	44338	43767	2336812	53	3003	1040128	45
Khowai	67039	64267	62704	3559768	57	2493	1581184	44
Gomati	88930	81565	80383	5314563	66	9392	2711150	51
Sepahijala	83244	74565	71598	4332418	61	5695	2115146	49
Total	626988	578313	565994	34402224	61	55381	16180976	47

Source: - RD Department, Tripura.

Deen Dayal Upadhyaya Grameen Kaushalya Yojana (DDU-GKY): Deen Dayal Upadhyaya Grameen Kaushalya Yojana (DDU-GKY) is skill development and placement programme of the Government of India for rural people of 15-35 years of age, with 90:10 funding pattern between the Government of India and the State. The programme is implemented through Project Implementation agency (PIA), empanelled by Government of India, At least 70% of the successful trainees are to be placed in organized sector by the PIA. Training is given on different trades for 3/6/9/12 months duration following NCVT or SSC approved modules. Minimum monthly remuneration of Rs. 6000/8000/12000/15000 is to be allowed to the candidate on placement.

Status of the State as per Action Plan target:

Summary of the approved Action Plan is as given below.

- I. Period of implementation – 2016-22.
- II. Sanctioned target – 28,780 trainees.
- III. Total project cost – Rs. 248.03 crore.
- IV. Central share –Rs. 223.23 crore.
- V. State share – Rs. 24.80 crore.

Total number of PIAs – 21 numbers

Total number of Projects -24 numbers

Total Sanctioned to PIAs till date – 21783

Remaining Target – 6997, for which selection of the PIAs is in the final stage.

Table: 11.9 Physical progress of DDU-GKY at Tripura:

Particulars	2016-17	2017-18	2018-19	2019-20
Total Trained	1648	1693	1816	1340
Total Placed	621	1012	731	564

Source: R.D.(TRLM) Department, Tripura.

Deendayal Antyodaya Yojana - National Rural Livelihood Mission (DAY-NRLM):

Self Help Group: Tripura Rural Livelihood Mission (TRLM) is continuously working on many dimension of poverty to enhance the well-being of rural poor by empowering women under the ambit of Deendayal Antyodaya Yojana-National Rural Livelihood Mission in the State. Since 2014, 1,11,294 rural poor women have mobilized into 12,715 Self Help Groups (SHGs) in 18 Blocks of 3 Districts. Further, these SHGs have been federated into Village and Cluster level Federation. Capacity of these institutions is being developed through demonstration, exposure visits within and outside the States, training and continuous hand holding supports. The continuous effort of TRLM is to enable these institutions as self-manage and self-sustained institutions. Activities for enhancement of income of rural poor families through sustainable livelihood interventions with diversifying livelihood portfolios have already been initiated by TRLM.

Community Institutions developed by TRLM.

Cluster Level Federation (CLF) :

- Apex body with 2 (two) representatives from each of the VOs
- All the financial inflows and out flows happens through the CLF
- Has its own organizational structure with paid community cadre and staffs
- Planning, Input augmentation, credit support, monitoring, review, evaluation and strategy.

Village Organisation (VO):

- Village level organization with 5 (five) or more SHGs
- 2(two)representatives from each of the member of SHGs
- Having sub-committees to look after functions of SHGs
- Earlier the mode of channelization of CIF, RF and livelihood fund
- Planning, Input augmentation, monitoring and review roles.

Self Help Group (SHGs):

- 8-12 members in a group from same hamlet belonging to homogenous community
- Thrift and credit activities, place for all the activities (bank linkage, CIF, MCP, livelihood fund)

Women from Poorest of the poor families:

- Belonging to the weaker socio-economic strata
- Vulnerable households with widow, single mother
- Daily wage labourers

These institutions are based on three pillars i.e. its Governance, Operations and its Members.

Being a part of phased implementation, during Financial Year 2014-15 NRLM starts in 35 GP/VC in 3 districts. With saturation approach, it has reached to 2029 habitations of 359 GP/VC of 18 Blocks of Dhalai, Gomati and South Tripura District. After entering into village, 1st activity is to orient the panchayat representative about the mission and after that gradually mobilization takes place in a very systematic approach. Different PRA Tools are being used to ensure peoples participation.

Table :11.10

Perticulars	2014-15	2015-16	2016-17	2017-18	2018-19	2019-20	Total
District Covered	3	0	0	0	0	5	8
Block Covered	6	0	6	6	0	40	58
GP/VC Covered	35	64	78	96	86	64	423
Habitation Covered	115	272	453	443	746	372	2401

Source : R.D.(TRLM) Department, Tripura.

Till March, 2020, 1,11,294 women member have been mobilized and formed 12,715 SHG's. These SHGs are actively functioning in rural areas. The driving principle of SHGs are to maintain panchasutras, which include Weekly Meeting, Weekly Savings, Regular Internal lending, Timely Repayment and upto date Books of Records.

Table:11.11

Perticulars	2014-15	2015-16	2016-17	2017-18	2018-19	2019-20	Total
SHG formed/Revived	152	914	1849	1713	4172	3915	12715
Household covered	1348	8409	15940	15914	36524	33159	111294
CLF formed	0	0	0	9	9	5	23

Source : R.D. (TRLM) Department, Tripura.

Revolving Fund: Over a period of time by generating corpuses SHG's become a women led micro in villages. Further to enhance the strength of the corpus of these women SHG's around Rs. 7.70 crore has been given to the SHG's from the

mission as revolving fund. During 2019-20, a significant growth has been observed where the highest number of SHG's became eligible for receiving revolving fund. SHG's has to qualify certain quality parameters to become eligible for revolving fund from the Mission. The field staff of TRLM and community professionals are continuously handholding and building the capacity of the women member of SHGs.

Table:11.12

Particulars	2014-15	2015-16	2016-17	2017-18	2018-19	2019-20	Total
RF disbursed	87	623	1239	1599	2781	2894	9223
Amt.of RF disbursed (lakhs)	9.45	74.95	145.95	196.85	343.6	336.55	1107.35

Source : R.D. (TRLM) Department, Tripura.

As on March, 2019 total capitalization done for Rs. 99.00 crore for social and economic empowerment of women SHGs. This capital is regularly growing through micro lending between the SHG and their members.

Community Investment Fund (CIF): Community investment funds (CIF) is a support from the Mission to the federation of SHG's. So that the financial demand of the women SHG's can be supported. It is a grant to the SHG Federation but loan to the SHG and subsequently its members. So far, around Rs. 43 crore CIF has been given to the SHG Federations, which is being given to women, SHG's as loan @ 9%. So far, the repayment within the SHG ecosystem is more than 95%. This kind of good financial management and repayment records have encourage banks to extend credit support to these woman SHGs. So far, around Rs. 92.37 crore loan has been obtained by the 6807 women SHG's of which around Rs. 58.73 crore has been received during 2019-20. TRLM has been awarded with first rank in overall performance in implementation of IB and CB (NE & NW States) under DAY-NRLM.

Table: 11.13

Perticulrs	2015-16	2016-17	2017-18	2018-19	2019-20	Total
No. of SHGs received CIF	244	444	695	1348	1630	4361
Amount of CIF received by SHGs	145.2	392.95	1785.4	2039.68	2922.00	7285.23
No. of SHGs provided Bank Loan	13	172	657	1793	4172	6807
Amt. of loan provided to SHGs	9.67	151.75	685.81	2517.03	5873	9237.26

Source : R.D. (TRLM) Department, Tripura.

Bank Sakhi : Rural Women Self Help Group (SHG) members with a relatively low educational background require guidance and support to carry out banking transactions. To ensure this support, Bank Sakhis have been identified from among the members of SHGs by Village Organisation (VOs)/Cluster Level Federation (CLFs) and placed in different rural bank branches after adequate training. The placement of Bank Sakhis are not only ensuring the support to the SHGs on Banking transactions but also providing support for credit linkage, timely repayment of loan, effective functioning of Community Based Recovery Mechanism (CBRM), Insurance linkages etc. The Bank Sakhis are being paid by their

institutions. The average income of the Bank Sakhi is Rs. 6000-7500 per month. So far, in the 8 (eight)Districts of Tripura a total number of 215 Bank Sakhis has been placed of which 152 Bank Sakhis has been placed during the Financial Year 2019-20.

Table: 11.14 The different Rural Bank Branches:

Districts	Total no. of Bank Sakhis in rural bank branches placed		
	2018-19	2019-20	Total
Dhalai	18	19	37
Gomati	17	9	26
South	28	9	37
Khowai	-	15	15
West	-	38	38
Sephijala	-	27	27
Unakoti	-	16	16
North	-	19	19
Total	63	152	215

Source : R.D. (TRLM) Department, Tripura.

Concluding remarks:

The Panchyat Raj Institutions (PRIs) and ADC local bodies may function efficiently for the poor, who otherwise bear the greatest burden of any institutional failure. Emphasis should be given for timely utilization of funds and creation of rural employment by generating assets including irrigation, land improvement for sustainable rural development and poverty alleviations.

Development of rural sustainable infrastructure like road, electrification, market facilities, dispensaries and Primary Health Centre's coverage and also banking for rural credit as well as providing safe drinking water need to be implemented for augmenting economic development in rural and hilly areas.

Chapter-12

URBANISATION

The objective of urban development is to make every settlement a safe, healthy and sustainable place in which every family has adequate shelter, safe drinking water, street lighting, sanitation, drainage and disposal of solid wastes and to provide roads, housing for poor and employment to urban youths.



At the State level, this is primarily the function of Urban Development Department, which has under its administrative control, the Directorate of Urban Development, Town & Country Planning Organization and 20 Urban Local Bodies (ULBs). Considering the rapid pace of urbanization in Tripura, Agartala Municipal Council has been upgraded to Agartala Municipal Corporation. As on 31st March, 2020 there are (13) Municipal Councils namely Dharmanagar, Kailashahar, Ambassa, Khowai, Teliamura, Mohanpur, Bishalgarh, Melagarh, Udaipur, Rabirbazar, Santirbazar, Kumarghat and Belonia have been constituted and 6 (six) Nagar Panchayats namely and Panisagar, Kamalpur, Jirania, Sonamura, Amarapur and Sabroom.

Table: 12.1 The urban areas and the total urban population of the State as per 2011 census and as on 31.03.2020 are given below:

Sl. No.	NAME OF THE LOCAL BODY	Area (in Sq. Km.)	Total Population as per 2011 Census.	Total Population as on 31.03.2020 (on the basis of R.O.R)
1	Agartala Municipal Corporation	76.504	4,38,408	539839
2	Dharmanagar Municipal Council	10.690	40,677	47891
3	Kailashahar Municipal Council	6.190	24,049	23751
4	Kumarghat Municipal Council	3.500	14,409	15189
5	Ambassa Municipal Council	14.772	16,978	16215
6	Khowai Municipal Council	5.819	18,339	21652
7	Teliamura Municipal Council	3.750	20,778	23350
8.	Ranirbazar Municipal Council	2.795	13,117	16153
9	Mohanpur Municipal Council	18.050	18,478	18549
10	Bishalgarh Municipal Council	9.150	21,075	22152
11	Melagarh Municipal Council	17.930	18,970	19944
12	Udaipur Municipal Council	6.100	33,708	38917
13	Santirbazar Municipal Council	9.78	12,594	15285
14	Belonia Municipal Council	5.740	19,820	21376
15	Panisagar Nagar Panchayat	3.000	10,578	11073
16	Kamalpur Nagar Panchayat.	10.160	10,868	12096
17	Jirania Nagar Panchayat	4.000	11,423	12745
18	Sonamura Nagar Panchayat.	4.130	11,141	13166
19	Amarapur Nagar Panchayat.	8.550	10,634	11887
20	Sabroom Nagar Panchayat	5.060	7,235	6844
	Total	225.67	7,73,279	908074

Source: - Urban Development Department, Tripura.

Table: 12.2

(Rs. in lakhs)

Budget Estimate during 2019-20			
Financial year	Revenue	Capital	Total
2019-20	58463.1790	25508.1510	83971.33
Revised Estimate during 2019-20			
2019-20	47417.0033	21505.9967	68923.00

Source: - Urban Development Department, Tripura.

Progress of Pradhan Mantri Awas Yojana (PMAY) Urban during 2019-20: *Status of progress under BLC:-* There are three projects (3 DPRs) under PMAY (BLC) being implemented under supervision of Urban Development Department under the vertical of beneficiary led construction (BLC). Government has also taken decision to implement the 4th phase of DPR to cover all the eligible left out beneficiaries. The Scheme is being implemented in the ratio of 90:10 (Central Government: State Government) financial norms. The selected beneficiaries are entitled to avail central assistance of Rs.1.50 lakh (as per para-7 of PMAY guidelines) and Rs-16,666/- from State Government for construction of houses.

1.1 1st DPR- There are three projects (3 DPRs) under PMAY (BLC) being implemented under supervision of Urban Development Department under the vertical of beneficiary led construction (BLC). Under BLC (for EWS Category) out of approved 34725 beneficiaries, 8216 houses completed in all respect, 321 houses completed foundation level, 1242 houses completed lintel level and 1864 houses completed roof level within the time period of April, 2019 to March, 2020.

Table: 12.3 Physical Progress of PMAY(U)1st DPR during 2019-20:

Sl. No.	Name of ULB	As per DPR	Foundation	Lintel	Roof	Total completed
1	Ambassa Municipal Council.	1632	26	73	95	298
2	Kamalpur Nagar Panchayat	901	2	54	62	192
3	Amarpur Nagar Panchayat	790	7	32	51	171
4	Udaipur Municipal Council.	1447	12	28	41	157
5	Khowai Municipal Council.	1111	19	60	75	159
6	Teliamura Municipal Council.	1300	23	58	54	198
7	Dharmanagar Municipal Council.	1447	123	84	80	554
8	Panisagar Nagar Panchayat.	466	0	4	21	232
9	Bishalgarh Municipal Council.	1080	5	10	19	227
10	Melaghar Municipal Council.	1523	3	41	64	229
11	Sonamura Nagar Panchayat.	1099	1	12	22	81
12	Belonia Municipal Council..	1336	18	77	136	227
13	Sabroom Nagar Panchayat	488	5	17	33	149
14	Santirbazar Municipal Council.	1001	8	69	74	191
15	Kailashahar Municipal Council.	2014	2	57	95	361
16	Kumarghat Municipal Council	993	3	11	32	129
17	Agartala Municipal Corporation	12629	27	400	714	4070
18	Jirania Nagar Panchayat	1019	5	24	26	116
19	Mohanpur Municipal Council.	1833	32	125	155	417
20	Ranirbazar Municipal Council	616	0	6	15	58

	Total	34725	321	1242	1864	8216
--	--------------	--------------	------------	-------------	-------------	-------------

Source: - Urban Development Department, Tripura.

1.2 2nd DPR - Under BLC (for EWS Category) out of approved 25,817 beneficiaries, 5215 houses completed in all respect, 4619 houses completed foundation level, 5726 houses completed lintel level and 6514 houses completed roof level within the time period of April, 2019 to March, 2020

Table: 12.4 Physical Progress of PMAY(U) 2nd DPR during 2019-20:

Sl. No.	Name of ULB	As per DPR	Foundation	Lintel	Roof	Total completed
1	Ambassa Municipal Council.	629	13	92	124	215
2	Kamalpur Nagar Panchayat	813	342	382	342	219
3	Amarpur Nagar Panchayat	252	29	48	54	61
4	Udaipur Municipal Council.	295	59	83	106	108
5	Khowai Municipal Council.	55	16	17	18	16
6	Teliamura Municipal Council.	631	121	167	179	201
7	Dharmanagar Municipal Council.	1310	424	442	421	304
8	Panisagar Nagar Panchayat.	175	66	76	71	38
9	Bishalgarh Municipal Council.	401	93	107	150	107
10	Melaghar Municipal Council.	671	193	180	220	210
11	Sonamura Nagar Panchayat.	677	37	9	2	0
12	Belonia Municipal Council..	944	178	298	382	396
13	Sabroom Nagar Panchayat	201	15	30	52	82
14	Santirbazar Municipal Council.	579	75	94	129	126
15	Kailashahar Municipal Council.	1297	446	516	487	281
16	Kumarghat Municipal Council	318	36	46	81	90
17	Agartala Municipal Corporation	15643	2270	2851	3377	2513
18	Jirania Nagar Panchayat	58	22	15	13	13
19	Mohanpur Municipal Council.	531	110	158	171	120
20	Ranirbazar Municipal Council	337	74	115	135	115
	Total	25817	4619	5726	6514	5215

Source: - Urban Development Department, Tripura.

1.3 3rd DPR - Under BLC (for EWS Category) out of approved 7247 beneficiaries, 298 houses completed in all respect, 1898 houses completed foundation level, 895 houses completed lintel level and 523 houses completed roof level within the time period of April, 2019 to March, 2020.

Table: 12.5 Physical Progress of PMAY(U)3rd DPR during 2019-20:

Sl. No.	Name of ULB	As per DPR	Foundation	Lintel	Roof	Total completed
1	Ambassa Municipal Council.	187	55	36	11	2
2	Kamalpur Nagar Panchayat	416	98	3	1	0
3	Amarpur Nagar Panchayat	63	5	3	2	0
4	Udaipur Municipal Council.	175	74	51	34	5
5	Khowai Municipal Council.	198	7	3	2	0
6	Teliamura Municipal Council.	72	14	4	0	0
7	Dharmanagar Municipal Council.	680	35	22	7	0
8	Panisagar Nagar Panchayat.	72	35	5	0	0
9	Bishalgarh Municipal Council.	193	122	38	18	0
10	Melaghar Municipal Council.	162	64	41	19	1
11	Sonamura Nagar Panchayat.	116	228	227	259	253
12	Belonia Municipal Council..	0	0	0	0	0
13	Sabroom Nagar Panchayat	126	75	55	44	17

14	Santirbazar Municipal Council.	259	39	24	9	0
15	Kailashahar Municipal Council.	464	19	0	0	0
16	Kumarghat Municipal Council	268	95	18	0	0
17	Agartala Municipal Corporation	3068	607	201	60	13
18	Jirania Nagar Panchayat	41	29	15	8	0
19	Mohanpur Municipal Council.	563	262	127	41	4
20	Ranirbazar Municipal Council	124	35	22	8	3
	Total	7247	1898	895	523	298

Source: - Urban Development Department, Tripura.

1.4 4th DPR- The Ministry of Housing & Urban Affairs, Government of India in its 1st meeting of the Central Sanctioning and Monitoring Committee (CSMC) held on 07.08.2020 has accorded approved for 19 BLC (New) projects for construction of 12,755 houses in EWS category.

Table: 12.6 Swachh Bharat Mission (SBM):

Sl.No	Component	Target	Achievement	Percentage Achieved.
1.	Individual House Hold Latrine	19,464	19,383	99.58%
2.	Community Toilet	500 seats	359	71.8%
3.	Public Toilet	372 seats.	219	58.87%
4.	Solid Waste Management (310 target)	No. of Wards with 100% D2D Collection	298 out of 310 wards	96.12%
		No. of Wards with 100% Source segregation	273 out of 310 wards	88.06%
		No. of Women SHG Groups	141 out of 310 groups.	42.58%

Source: - Urban Development Department, Tripura.

- Pan-State decentralized solid waste management DPR of Rs.52 crores approved by MoHUA on 14/11/2019.
- State share for SWM DPR Rs.33.81 crores has agreed to be released by Finance Department.
- MoU signed with Indian Oil for CSR on 05/12/2019 for Rs.7.385 crore for construction of 500 seats of community toilets (CT) and public toilets (PT), Work order has been issued to the agency.
- Proposal of Rs.28.15 crores as balance amount of SBM has been sent to Government of India.
- All 20 ULBs certified ODF.

Deendayal Antyodaya Yojana- National Urban Livelihoods Mission DAY – NULM: DAY- NULM started in 20 Urban Local Bodies in Tripura. The programme has 5 major components namely, Social Mobilization and Institution Development (SM & ID), Employment through skill training and placement (EST & P), Self Employment Programme (SEP), Survey for Urban Street Vendor (SUH) and Shelter for Urban Homeless (SUH).

Table: 12.7 Achievement of the project in the State during the Year 2019-20:

Sl.No	Component	Achievement.
1	SM & ID	Under this component, 346 Self Help Groups (SHGs) have been formed, 9 Area Level Federations (ALFs) have been formed. 446 SHGs given Revolving Fund (RF), 80 SHGs trained.
2	EST & P	Under this component, 120 nos. beneficiary trained under this component. Selection of new Training partner under process.
3	SEP	Under this component, Loan Sanctioned for Individual 59 Numbers and Loan Sanctioned for SHG 12 numbers..
4	SUSV	Under this component, Total Street vendor identified 8666 numbers; Total CoV distributed 4497 numbers, Loan application submitted under PM SVANidhi 349 numbers and Total Loan sanction under PM SVANidhi 35 numbers.
5	SUH	Under this component, Construction of Shelter House 2 numbers Shelter house sanctioned by MoHUA, GOI, for Agartala Municipal Corporation and Ambassa Municipal Council for the FY 2019-2020.

Source: - Urban Development Department, Tripura.

Tripura Urban Employment Programme (TUEP): The vision of this scheme is to provide 20 days wage employment to one adult family member of every BPL and listed BPL families of all the ULBs. Apart from mandays generation, under this scheme, public Assets also created for greater benefits of the citizens. During 2019-20 the State Government had released 3304.77 lakh and total 971196 numbers mandays were generated under the Scheme. During 2019-20 average 21 days of work have been provided. Apart from mandays generation, under this scheme, public Assets also created from greater benefits of the citizens.

Table: 12.8 A status on this scheme, ULB- wise, during 2019-20 :

Sl. No	Name of ULBs	Existing Job Card (in numbers)	Total fund placed Rs. in lakh	Total Mandays Created in numbers	Average mandays generated
1.	Agartala Municipal Corporation	31355	1698.39439	293574	9
2	Dharmanagar Municipal Council.	2024	96.67882	22095	24
3	Kailashahar Municipal Council.	1448	69.23637	22334	15
4	Kumarghat Municipal Council.	1089	52.16014	11833	11
5	Ambassa Municipal Council.	1657	79.17164	39086	28
6	Khowai Municipal Council.	1331	63.64779	45843	34
7	Teliamura Municipal Council.	2305	110.21934	41679	19
8	Ranirbazar Municipal Council.	1631	77.92973	34248	24
9	Mohanpur Municipal Council.	3261	155.85945	48915	15
10	Bishalgarh Municipal Council.	2346	112.0822	56475	25
11	Melaghar Municipal Council.	2313	110.52981	86575	37
12	Udaipur Municipal Council.	1944	93.19405	18886	11
13	Santirbazar Municipal Council.	1962	93.67405	51458	26
14	Belonia Municipal Council..	2701	128.96843	40012	15
15	Panisagar Nagar Panchayat.	847	38.43438	9896	12
16	Kamalpur Nagar Panchayat	1619	77.30877	32687	20
17	Jirania Nagar Panchayat	1278	61.16397	34232	27
18	Sonamura Nagar Panchayat.	1680	80.22354	26794	16
19	Amarpur Nagar Panchayat	1182	56.50681	34890	30

20	Sabroom Nagar Panchayat	1036	49.38632	19684	19
	TOTAL	65009	3304.77	971196	21

Source: - Urban Development Department, Tripura.

Table: 12.9 Status of revenue collection of Agartala Municipal Corporation, 13-Municipal Council and 6- Nagar Panchayats during 2019-20:

Rs. in Lakhs.							
Sl. No.	Name of the Corporation / Municipal Council /Nagar Panchayats	Property Tax Collection	Water Tax Collection	Trade License Collection	Total Tax Collection	Other Revenue Collection	Total Collection
(1)	(2)	(3)	(4)	(5)	(6)	(7)	(8)
1	Agartala Municipal Corporation	670.50	146.47	212.35	1029.32	1797.30	2826.62
2	Dharmanagar Municipal Council.	38.41	31.27	13.16	82.84	96.54	179.38
3	Kailashahar Municipal Council.	14.70	14.49	4.05	33.24	50.54	83.78
4	Kumarghat Municipal Council	8.67	9.09	4.90	22.66	59.72	82.38
5	Ambassa Municipal Council.	15.28	9.30	4.07	28.65	18.17	46.82
6	Khowai Municipal Council.	9.03	7.84	10.36	27.23	85.73	112.96
7	Teliamura Municipal Council	16.84	8.43	7.84	33.11	30.40	63.51
8	Ranirbazar Municipal Council	7.89	4.54	2.51	14.94	30.27	45.21
9	Mohanpur Municipal Council.	5.87	1.36	3.55	10.78	30.49	41.27
10	Bishalgarh Municipal Council.	23.82	1.76	7.78	33.36	16.81	50.17
11	Melaghar Municipal Council.	17.12	3.68	4.72	25.52	12.70	38.22
12	Udaipur Municipal Council.	38.77	25.19	11.49	75.45	104.09	179.54
13	Santirbazar Municipal Council	3.63	6.5	1.95	11.63	32.53	44.16
14	Belonia Municipal Council..	25.05	5.18	3.38	33.61	82.21	115.82
15	Panisagar Nagar Panchayat.	1.67	0.61	1.46	3.74	4.36	8.10
16	Kamalpur Nagar Panchayat	5.85	2.90	1.28	10.03	19.03	29.06
17	Jirania Nagar Panchayat	4.56	3.78	5.59	13.39	13.75	27.68
18	Sonamura Nagar Panchayat.	3.17	6.65	3.87	13.69	36.70	50.39
19	Amarpur Nagar Panchayat	5.04	10.61	1.88	17.53	56.59	74.12
20	Sabroom Nagar Panchayat	6.30	4.68	2.06	13.04	32.66	26.08
	Total	922.17	304.33	308.25	1533.76	2610.59	4125.27

Source: - Urban Development Department, Tripura.

Sewerage & Sewage treatment scheme at Agartala: The Sewerage Scheme has been designed to provide the individual house connection in almost all the cases. Each individual household is to be connected to the nearest manhole of the sewer network through an inspection chamber. However, in some isolated cases, the sewers particularly in upstream stretches of the network may be above the outlet pipe of the toilets of the individual's houses. In such cases, the toilets are to be lifted up for connection to the sewers, or lifting station arrangements are to be provided with.

The evaluation of sewage treatment options indicated that extended aeration method is more techno-economically suitable and acceptable. The Sequential Batch Reactor (SBR) or Cyclic Activated Sludge Treatment Process, which is modified form of extended aeration sewage treatment technology, has been adopted for the sewage treatment at Agartala. The process is simpler, robust and reliable. The capital cost is lower and overall operational cost is also lower due to

optimum and economic utilization of power, as the entire process is being controlled by automatic systems.

The capacity of 8 MLD of Agartala Sewage Treatment Plant as constructed earlier is sufficient to cater to the needs of future 40 years populations of greater Agartala city. It is one of the big Treatment Plants in the North-East Zone and among the few in India utilizing the Cyclic Activated Sludge SBR Technology.

The sewage from the urban settlements contains nutrients, so the water from the sewage treatment plant can be used for irrigation /fodder cultivation. Moreover, the stabilized and dried sludge from the treatment plant as manure can be used for cultivation very well.

Benefits and Advantages of Sewerage Scheme: The sewerage project in respect of which considerable public and social resources are being used, from a basic infrastructure for the country and an indisputable indicator of civilization and development. The works cover a number of substantial social needs aim to improve the quality of life and to protect public health and the environment. Some of the benefits and advantages of the sewerage system are as follows :

(a) Upgrading the quality of life: The operation of the sewerage system has relieved these areas to a great extent from previous problems that were caused by the continuous emptying of cesspools. In the past, house and blocks of apartments were required to empty and maintain septic tanks and soak ways. The sewerage system provides a healthier and more appropriate way to manage liquid wastes.

(b) Preserving the natural environment: With the operation of the sewerage system no more pollution of ground water is effected and the discharge of sewage waste in the area of city outside has significantly been reduced. In the past, all sewage was discharged at “Drain” creating thus a serious environmental problem in the area and in the river. Sewage waste discharged at drain has been reduced by approximately 60%. The sewage from the urban settlements contains nutrients, so the waste water from the sewage treatment plant can be used for irrigation/fodder cultivation. Moreover, the stabilized and dried sludge from the treatment plant as manure can be used for cultivation very well.

Benefits of present work of pipe line construction with lifting station and pumping station: Project work of laying of Sewerage pipeline including Lifting & Pumping station work of uncovered area of North Zone was taken up in January 2018 by UDD Engineering Wing. The work is nearing completion in which following components of the work completed:

1. Pipe line laying=6.52 km out of provision of 7.30 km
2. Lifting station= 4 nos.
3. Pumping station=1 no.
4. House connections= 443 nos.

The work completed up to 95%, only finishing work and mechanical work is in Progress. Total approx. 500 nos. of beneficiaries will be benefitted through this project.

Construction of shelter House at Mohanpur : The work has been sanctioned by the Government of India under NULM scheme for providing shelter to the poor and

homeless people without sufficient economic resources. Construction of shelter house taken up by UDD, Engineering Wing Department in which rooms are dormitory type with facilities of Kitchen, dining, Toilet Block, Guard Room, Store Room etc. The shelter house is 50 seated.

Concluding remarks:

Cities and towns of Tripura are visibly deficient in the quality of services they provide, to the present population. Current service levels are too low relative to the needs of urban households. They are also low relative to what will be required to sustain the economic productivity for cities and towns of the State. The public services such as drinking water, sewerage, solid waste management, roads and storm water drains, markets, and streetlights must be accessible to all to achieve the goals of inclusive growth.

Chapter-13

ECONOMIC INFRASTRUCTURE

Good physical infrastructure not only helps in creation of jobs but ensures sustainable economic growth. The Government has taken various initiatives for having better infrastructure for transportation, energy and communication.



a. POWER:

Electricity plays an important role in the economic & social development of a country. In the modern scientific world, consumption of electricity is the index of development or standards of living of the citizens.

The State has two sources of generation mainly, hydro and thermal. The State is endowed with natural gas, which enhances potentially for thermal power generation. Out of the two major sources of power generation, thermal power accounts for 96.35% while remaining 3.65% is generated from Hydel Power (namely Gomati Power Project).

Peak demand of the State during 2019-20 was 288MW. Own generation from three Generating Stations is 80-100MW. The State is able to meet the full peak demand after getting the enhanced share from OTPC, Palatana and NEEPCO, Monarchak power and now Tripura is a Power Surplus State. The demand of the State has been estimated to be 361 MW at the end of 2020-21 as per 19th EPS Plans proposed in 19th Electric Power Survey Report considering the demand arising out of RGGVY and industrialization of the State, which would be met from the up-coming projects in the region.

The installed capacity was 115.00 MW and total power generated within the State was 705.12 MU and power purchased from Central Sector (Grid) was 2459.42 MU respectively during the year 2019-20. The total unit sold to ultimate consumers of State in 2019-20 was 1390.26 MU at 132 KV Bus. Out of this, maximum power was sold to Domestic consumers was 531.07 MU followed by 100.86 MU for Irrigation/ Public Water purposes, Commercial consumption 71.83 MU and Industrial 40.12 MU.

- There are two gas (installed capacity 105 MW) and one hydel (installed capacity 10 MW) power generating stations of the State.
- Revenue collected from power was Rs. 562.49 crore in 2019-20.
- The State has irrigation potential area of 1,17,854 hectares.
- There were 542 Commercial Bank branches in the State in 2019-20.

The revenue collection was Rs. 562.49 crores in 2019-20 which was Rs. 472.96 crores in 2018-19 resulting rise of 18.93%.

Table: 13.1 The demand and supply situation of the power sector in Tripura during 2019-20:

Sl.No.	Situation	2019-20
1.	System Demand	288 MW
2.	2.1 Availability From Own Sources	80-100 MW
	2.2 From Central Sector	380 MW - 400 MW
3.	Shortfall	Nil

Source: - Power Department, Tripura

Table: 13.2

Sl.No.	Situation	2019-20
1.	No. of Power Generating Station (State owned)	
	1.1 Hydel	1 no.
	1.2 Gas	2 no.
2.	Installed Capacity (MW)	
	2.1 Hydel	10.00 MW
	2.2 Gas	105.00 MW
3.	Own Electricity Generation (MU)	
	3.1 Hydel	26.01 MW
	3.2 Gas	686.15 MW
	3.3 Total Own Generation [(3.1+3.2)-3.3]	7.04 MW
	3.4 Purchase from Central Sector Grid	705.12 MW
4.	4.1 Purchase from Central Sector Grid	2459.42 MW
5.	5.1 Total Available Power [3.4+4.1]	3164.54 MW

Source: - Power Department, Tripura.

Table: 13.3 Status of electrified and un-electrified Gram Panchayat and Village Committee areas in Tripura as on 31st March, 2020:

Sl. No.	District-wise	Total Gram Panchayat & ADC Villages			Electrified Gram Panchayat & ADC Villages		
		Gram Panchayat	ADC Village	Total	Gram Panchayat	ADC Village	Total
1.	Khowai	55	69	124	55	69	124
2.	West	87	85	172	87	85	172
3.	Sepahijala	111	58	169	111	58	169
4.	Dhalai	41	110	151	41	110	151
5.	North	69	60	129	69	60	129
6.	Unakoti	59	32	91	59	32	91
7.	Gomati	70	103	173	70	103	173
8.	South	99	70	169	99	70	169
	Total	591	587	1178	591	587	1178

Source: - Power Department, Tripura.

Ongoing Projects for Development of Power Sector in Tripura: Following Centrally Sponsored Schemes have been taken up for development of State power supply system for providing quality & reliable power to all consumers of State:

- 1) **Integrated Power Development Scheme (IPDS):** Government of India has approved IPDS Schemes for Tripura for a total project value of Rs. 203.02 crores for 20 Towns. As per scheme guidelines Tripartite Agreement has been signed and Project management agency appointed. Physical Achievement is 77.00%. Remaining works are in progress and target for completion of work is October, 2020.
- 2) **RE-DDUGJY (12th Plan RGGVY):** 8 nos. of Schemes have been sanctioned under 12th Plan RGGVY at Project cost of Rs. 316.22 crores. The objective of the project is to achieve 100% intensive electrification of Villages/Habitations/Households with special dispensation for all rural households of Below Poverty Line (BPL) and also to have suitable back stream infrastructure & connectivity to provide sustainable electricity in the rural area. Around 98% works completed. Total Closure proposal for 06(six) districts already submitted to RECL by TSECL & NEEPCO. Closure proposal of West Tripura, Khowai, North Tripura & Dhalai districts submitted by TSECL (PIA) and South Tripura & Sepahijala districts by NEEPCO (PIA). Closure for remaining 02(Two) Districts will be submitted by October, 2020 subject to commissioning of 02(two) nos. 33/11KV Substations at Rajkandi, Unakoti and Tepania, Gomati. Final claim will be submitted alongwith closure.
- 3) **Deendayal Upadhyaya Gram Jyoti Yojana (DDUGJY Phase-I):** Government of India has approved DDUGJY Schemes for Tripura for a total project value of Rs. 74.12 crores for 8 Districts. As per scheme guidelines Project management agency appointed and Tripartite agreement was already signed on 28-10-2016. Physical achievement is 90% and target for completion of work is September 2020.
- 4) **Deen Dayal Upadhyaya Gram Jyoti Yojana (DDUGJY Phase- II) Scheme:** The State centrally sponsored scheme for Rs.358.64 crores under Deen Dayal Upadhyaya Gram Jyoti Yojana (DDUGJY-Phase-II) is under implementation. Physical achievement is 38% and target for completion of work is December, 2020.
- 5) **Pradhan Mantri Sahaj Bijli Har Ghar Yojana (SAUBHAGYA):** Government of India has approved SAUBHAGYA Schemes for Tripura for a total project value of Rs. 417.53 crores for 8 Districts. Tripura achieved 100% Households connectivity within the scheduled timeline of December 2018. Remaining infrastructure development works is under progress and target for completion of work is September, 2020.
- 6) **North Eastern Region Power System Improvement Project (NERPSIP):** North-Eastern Region Power System Improvement Project Funding under World Bank of Rs. 1372 crores for Tripura has been approved. The Scheme

provides Scope for strengthening Intra-State Transmission & Sub-Transmission System of NER, improving power network in the NE States & to improve reliability, service delivery and reduce system losses. PGCIL has been assigned as Project Implementing agency for implementation of the project in Tripura. Implementation of the project is in progress and target for completion of works March, 2021.

- 7) Tripura Power Generation Up-gradation & Distribution Reliability Improvement Project:** Department of Economic Affairs (DEA), Government of India in July, 2019 approved the Project titled “Tripura Power Generation Up-gradation & Distribution Reliability Improvement Project” for total Project cost of Rs. 1925 crores under Externally Aided Project (EAP) with ADB funding. Target date for completion of the total project is March 2024.
- 8) Up-gradation of Surjyamaninagar 132 KV Sub-station into 400 KV Substation :** Ministry of DONER, Government of India in October, 2019 has approved the Project titled “Up gradation of Surjyamaninagar 132 KV Sub-station in to 400 KV Substation” with a total project cost of Rs.171.38 crores for funding under North-Eastern Special Infrastructure Development Scheme (NESIDS). Tender received and is under evaluation.
- 9) Setting up of Smart Customer Care Centre System on SaaS (System as a Service) basis:** In order to improve consumer’s satisfaction level by providing better services through single window system for assured and timely resolution of consumer complaints/Grievances a State of Art Smart Customer Care Centre System on SaaS (System as a Service) basis has been made operational.
- 10) Input Based Distribution Franchisee:** In order to reduce the AT & C Losses to 15%, improving the performance of consumer services and increasing cash-flows & cost savings, input based distribution Franchisees have been appointed for 5 nos. of loss making electrical divisions i.e. at Mohanpur, Sabroom, Ambassa, Manu & Kailashahar Electrical Divisions.
- 11) Pre-paid Metering:** Installation of 1,84,228 nos. of single phase pre-paid meters under DDUGJY & IPDS Scheme procured through EESL is in progress. Installation of Pre-paid meters will ensure advance billing & collection and substantially reduce non-technical losses by improving the billing & collection efficiency. Target for completion of works is September, 2020.

Table: 13.4 Monthly (Average) and Annual Income & Expenditure during 2019-20:

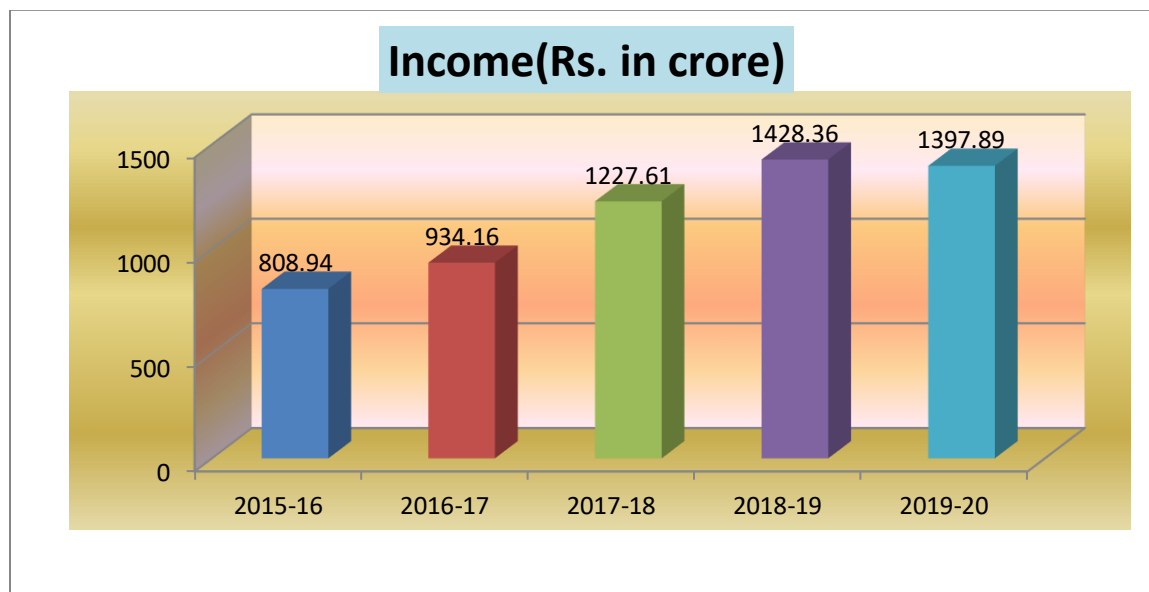
Sl. No.	Particulars	Monthly (approx.) (Rs.in Crore)	Yearly (approx.) (Rs.inCrore)
1	Pay & allowances	13.76	165.12
2	Gas Purchase	20.72	248.64
3	Power Purchase	79.64	955.70
4	Power Distribution & Maintenance	4.75	56.99
	Total	118.87	1,426.45
5	Revenue	116.49	1,397.89

Source: Power Department, Tripura.

Table: 13.5 The Income & Expenditure status of the Power Sector in Tripura from 2015-16 to 2019-20 :

Year	Income (Rs. In Crore)	Expenditure (Rs. In Crore)	Remarks
2015-16	808.94	858.10	Income and expenditure shown as on Company account considering revenue for sale of energy both within the State & Outside the State including Government subsidy received against Consumer Tariff.
2016-17	934.156	903.324	
2017-18	1227.61	1253.43	
2018-19	1428.36	1394.12	
2019-20	1397.89	1456.15	

Source: Power Department, Tripura.

**Table: 13.6** The Power sold to ultimate consumers in the State from 2015-16 to 2019-20 (in-MU):

Year	Sold to ultimate consumers	Domestic Light & Fan	Commercial	Industrial Power	Public Lighting	Irrigation Public water & sewage	Tea garden, Balk Supply & Mobile Tower
(1)	(2)	(3)	(4)	(5)	(6)	(7)	(8)
2015-16	813.06	439.79	74.92	43.01	39.71	113.26	102.37
2016-17	866.56	474.97	78.66	45.09	42.28	118.08	107.48

2017-18	928.01	508.65	84.24	48.29	45.28	126.45	115.10
2018-19	868.23	486.93	57.20	40.10	53.73	93.70	136.57
2019-20	914.22	531.07	71.83	40.12	48.09	100.86	122.25

Source: Power Department, Tripura.

Table:13.7 Power At a Glance (As on March, 2020):

1	Consumers	8,81,471 Nos. (as on 31 st March, 2020)
2	132 KVLine	Approx. 572 CKm.
3	66 KV Line	Approx. 408 CKm.
4	33 KV Line	Approx. 911 CKm.
5	11 KV Line	Approx. 18,091 CKm.
6	LtLine	Approx. 31,802 CKm.
7	Total	Approx. 51,783 CKm.
8	Distribution Sub Station	Total –16,316 Nos.
9	132 KV Sub Station	13 nos.
10	66 KV Sub Station	14 nos.
11	33 KV Sub Station	48 nos.

Source: Power Department, Tripura.

** CKm= Circuit Km

b.IRRIGATION:

Irrigation is an important input for enhancing production and productivity in Agriculture Sector. Accelerated growth of agricultural production for population in Tripura has created need for multiple crops with the help of irrigation.

With a view to expand irrigation facility to the area under different crops, the Government has implemented various irrigation schemes like Lift Irrigation, Deep Tube Well, Diversion Scheme, Medium Irrigation Project, Artesian Wells, Shallow Tube Wells, Tanks, Pick-up weirs, small pumps, Watershed Management etc though various Departments. To bring more area under irrigation, besides minor irrigation schemes, initiative were also taken for implementation of 3(three) medium irrigation projects in the State and a considerable area could be brought under irrigation by those projects.



There is 2,55,241 hectare of cultivable land in the State, out of which 1,17,854 hectare cultivable land has been brought under assured irrigation as on 31.03.2020 by different Department which is 46.20% of the cultivable area.

Table -13.8 The status of irrigation over the period till 31.03.2020:

Sl.No	Plan	Period	Command Area (Ha.)	Cumulative CA(Ha.)
1	I-Plan	1952-57	0	0
2	II-Plan	1957-62	0	0
3	III-Plan	1962-67	346	346

4	IV-Plan	1967-72	1610	1956
5	V-Plan	1972-77	2427	4383
6	VI-Plan+	1977-85	9353	13736
7	VII-Plan	1985-90	7184	20920
		1990-92	3919	24839
8	VIII-Plan	1992-97	4599	29438
9	IX-Plan	1997-2002	37840	67278
10	X-Plan	2002-2007	23575	90853
11	XI-Plan	2007-2012	19671	110524
12	XII-Plan	2012-2017	5321	115845
13	2017-2018		774	116619
14	2018-2019		885	1,17,504
15	2019-2020		350	1,17,854

Source : PWD (W&R) Department, Tripura.

Net potential created up to 31st March, 2020 is 1,17,854 hectare, out of which potential utilised is 81,200 hectare.

Table -13.9 Department wise break up is given in the table below:

Departments	Total potential created (Ha)	Net potential utilised (Ha)
PWD (Water Resources)	81,664	77,580
Agriculture	3,594	360
TTAADC	1,069	107
R.D.D.	30,642	3065
Forest	885	88
Total	117,854	81,200

Source : PWD (W&R) Department, Tripura.

The total area irrigated in the State is 1,17,854 ha., in which the contribution of PWD(WR) is 81,664 ha.

Table :13.10 The scheme wise details achievement of PWD (WR):

Sl.No	Particulars	Number	Area (inha.)
1	Lift irrigation Schemes	1595 Nos.	56921 ha.
2	High Power Lift irrigation Schemes	7 Nos.	943 ha.
3	Deep Tube Well Schemes	288 Nos.	6675 ha.
4	Diversion Schemes	48 Nos.	6382 ha.
5	Low Height Pick-up weir	4 Nos.	32 ha.
6	Medium irrigation Projects	3 Nos.	10711 ha.
Total		1945 Nos.	81664 ha.

Source : PWD (W & R) Department, Tripura.

This year a mega programme “Chief Minister’s Assured Irrigation Programme” has been launched to harness the maximum irrigation potential during next 5 years. The target set by the State Government is to bring 56,000 hectare additional area under assured irrigation in the next 5 years so that irrigation potential of the State is fully utilized to cover 1.73 lakh hectare of cultivable land. This shall be achieved through optimum usage of existing source

as well as new surface/Rain Water Harvesting schemes and Ground Water Schemes. Financial resources for this purpose will be pooled from various sources i.e. PMKSY, State resources, RIDF and Externally Aided Project (EAP) etc. State Government has already formed a State Irrigation Council to draw action plan for irrigation in next 5 years.

It has been decided in the 1st meeting of State Irrigation Council that out of the 56,000 hectare target, PWD (WR) Department shall bring 36,000 hectare command area under assured irrigation by next 5 years. Remaining 20,000 hectare shall be brought under assured irrigation jointly by Agriculture, TTAADC and Rural Development Department through installation of Small Bore Deep Tube Well (SBTWs).

As per latest report of CGWB published in the year 2016-17 the rate of ground water extraction in Tripura is very less (7.88%) in comparison to national level (58%). So another viable option for irrigation is through SBTW/DTW. Emphasis has now been given on the storage of rain water and on Small Bore Tube Well schemes based on ground water.

Accordingly Public Works (Water Resource) Department has planned to construct 122 (one hundred twenty two) MI storage schemes, 13(thirteen) L.I schemes, 7 (seven) Diversion schemes, 25 (twenty-five) pick-up-weirs, 5000(five thousand) SBTW Schemes & 200(two hundred) DTW Schemes to bring 36,000 hectare of cultivable land under Assured Irrigation in the next 5(five) years.

Major initiative of PWD (WR): In keeping with the above target a DPR for construction of 2 major dam on the upstream of Haora river at Champaknagar and Champaibari over Champaicherra to create 2(Two) Rain Water Harvesting Reservoirs on the upper catchment of Haora river is under preparation. The CWC, Government of India has been assigned the job of preparation of DPR of the said project. On completion, this project will create irrigation facility to approximately 700 hectare Land and will provide drinking water to the people of Agartala. In addition it will recharge the ground with water as well as will minimize flood in the Agartala city to some extent.

In the annual action plan 2020-21 PWD(WR) has decided to construct 5 (Five) MI storage schemes, 3(three) L.I schemes, 1(one) Diversion scheme, 1121(One Thousand One Hundred and Twenty one) SBTW Schemes & 19(Nineteen) DTW Schemes to bring 3,001 hectare of cultivable land under Assured Irrigation in the year 2020-2021.

Table: 13.11 The details of Annual Action Plan 2020-21 of PWD (WR):

Sl. No	Name of Scheme	Physical Target 2020-21		Financial Target
		in nos.	in ha.	(Rs. in crore)
1	Surface Water			
i)	MI Storage Scheme	5	744	10.738
ii)	Diversion Scheme	1	30	0.632
iii)	L.I Scheme	3	90	0.90

iv)	Command Area Development			
a)	Kalashi Barrage/ others	0	75	11.45
2	Ground Water			
i)	SBTW	1121	1682	69.918
ii)	DTW	19	380	5.4192
	Total	1149	3001	99.0572

Source : PWD(W&R) Department, Tripura.

Table:13.12 District Wise Break up :

Sl. No	Name of Scheme	Physical Target 2020-21	
		In Nos.	In ha.
1.	Surface Water		
i)	MI Storage Scheme		
a)	West	1	744
b)	Sepahijala	2	
c)	Gomati	1	
d)	South	1	
	Total	5	
ii)	Diversion Scheme		
a)	Dhalai	1	30
iii)	L.I Scheme		
a)	Unakati	2	90
b)	North	1	
	Total	4	
iv)	Command area Development		
a)	Kalashi Barrage/ others (South District)	0	75
2	Ground water		
i)	SBTW		
a)	West	163	1682
b)	Sepahijala	88	
c)	Gomati	97	
d)	South	565	
e)	Dhalai	162	
f)	Unakati	25	
g)	Khowai	21	
	Total	1121	
ii)	DTW		
a)	West	1	380
b)	Sepahijala	3	
c)	Gomati	2	
d)	Dhalai	5	
e)	Unakoti	7	
f)	North	1	
	Total	19	
	Grand Total	1149	3001

Source : PWD (W&R) Department, Tripura.

PWD (WR) has constructed 154.41 Km of embankment and 98.00 Km of anti erosion to protect 28000 ha. of land from flood submergence and to protect

important towns, habitations, public utilities and important agricultural land from river erosion.

At the end of the year 2019 a project of Flood protection /Anti Erosion work along the bank of different rivers for protection of vulnerable location of Tripura under RIDF-XXV at an estimated cost of Rs. 67.49 crores to protect 10.580 Km of embankment has been taken up. The project will be completed in all respect during the year 2020-21.

Table:13.13

S.L. No	Name of work	Physical Target 2019-21		Financial Target
		in Nos.	in Km	(Rs. in crore)
1.	Flood protection /Anti Erosion work along the bank of different rivers for protection of vulnerable location of Tripura under RIDF-XXV	52	10.580	67.49

Source : PWD (W&R) Department, Tripura.

Table: 13.14 District Wise Break up:

SL. No	Name of District	Physical Target of anti erosion work during 2019-21	
		In Nos.	In Km
1	West	16	2.540
2	Sepahijala	11	1.850
3	Dhalai	10	2.290
4	Unakoti	9	3.00
5	North	6	0.90
Total		52	10.58

Source : PWD(W&R) Department, Tripura.

c. TRANSPORT:

Railway: - Transport system is one of the key indicators of economy and development of a State. From 2016, the rail connectivity has been extended to the capital city of Agartala through broad gauge.

Broad-gauge railway network has extended up to Sabroom. Railway road in Tripura is 263 km.



Air Services:

The people of the State are dependent especially on the flights operating between Agartala-Kolkata and Agartala-Guwahati. Besides, in recent air connectivity with other sectors of the country have also been improved from Agartala to Delhi, Mumbai, Bangalore, Hyderabad and Chennai.

The runway at Agartala Airport has been extended to 7,500 feet and Instrument Landing System has been successfully installed which has made night operations possible.

ROAD CONNECTIVITY OF PWD (R&B):

The Public works Department has a glorious history in the State. It is mainly entrusted with construction and maintenance of roads, bridges and Government buildings. The roads & bridges wing of PWD is mainly responsible for setting up infrastructure both in the shape of roads and bridges in the State. The Department is also involved for up keeping of the existing infrastructure mainly roads and bridges within its jurisdiction in the State.

Table: 13.15 The present road scenario in 2019-20 in the State:

Sl.No.	Category	Length (in km.)
i)	National highway	853
ii)	State highway	1057
iii)	Major district road	0
iv)	Other district road	461
v)	Village roads (RD/ADC)	8,159 (P)
vi)	Village-roads (PWD)	11,734
vii)	IBB roads	834 (P)
Total		23098
viii)	Major RCC bridges (Nos.)	242
ix)	Bailey bridges (Nos.)	387
x)	SPT bridges (Nos.)	14
xi)	RCC slab culverts (Nos.)	3036
xii)	Box culverts (Nos.)	2409
xiii)	Railway road	263

Source: - PWD (R&B), Tripura.

Table: 13.16 Road lengths by type of road:

Sl. No.	Nature of Roads (According to surface)	2019-20 Length (in km.)
(1)	(2)	(3)
i)	Black topped	13,273
ii)	Brick soled	6,724
iii)	Earthen	3,101
Total :		23,098

Source: - PWD (R&B), Tripura.

VEHICLE:

The number of registered vehicles in 2019-20 is 58642. Cumulative number of total vehicle strength in Tripura is 5,56,073. Against the target of revenue earning of Rs. 92.092 crore during 2019-20, the achievement upto March, 2020 is Rs. 94,08,85,201 which is 2 percent more than the target. Out of Rs. 94,08,85,201, Tax is Rs. 41,42,73,258, Non-Tax is Rs. 51,46,49,863 and Enforcement is Rs. 1,19,62,080.



Table 13.17 Road Traffic Accident for the year 2019:

Heads	Name of District									
	West	Sepahijala	Khowai	Gomati	South	North	Unakoti	Dhalai	GRP	Total
Fatal	71	28	17	22	33	23	17	13	0	224
Non-Fatal	173	64	29	55	41	27	18	24	0	431
Total	244	92	46	77	74	50	35	37	0	655
Killed	74	34	17	22	35	23	19	15	0	239
Injured	291	95	102	98	79	42	29	80	0	816

Source: - Transport Department, Tripura

Table: 13.18 Category wise vehicles registered in different districts of Tripura during 2019-20:

Sl. No.	Type of Vehicles	Name of District								Total
		West	Unakoti	Gomati	Dhalai	North	Khowai	Sepahijala	South	
1	2	3	4	5	6	7	8	9	10	11
1	Passenger vehicles (Bus /Mini Bus)	51	2	14	2	2	1	7	9	88
2	Cars	1954	296	607	224	397	243	559	371	4651
3	Jeep/Taxi/Van/LMV/ Three wheeler	1115	178	415	205	103	149	296	246	2707
4	Two Wheeler	15343	3087	5378	2387	4157	2917	6355	5254	44878
5	Total (A)(1+2+3+4)	18463	3563	6414	2818	4659	3310	7217	5880	52324
6	(B) Goods vehicles	1184	223	314	196	399	141	310	330	3097
7	(C) Others:	1479	424	46	182	740	278	30	42	3221
8	Grand Total (A+B+C)	21126	4210	6774	3196	5798	3729	7557	6252	58642

Source: Transport Department, Tripura

TRIPURA ROAD TRANSPORT CORPORATION (TRTC):

The TRTC (a Government of Tripura Undertaking) was established in the year 1969 A.D under Road Transport Corporation Act. 1950. Presently, the TRTC has 51 nos. of Bus and 07 nos. of Goods carriers Truck (as on 31/03/2020) with 9 nos. of routes operational passenger Bus services in the State.

Generally, people of Tripura State mainly depend upon the roadways transportation system. TRTC Bus Service is playing vital role for providing road transportation to the people of State.

Table: 13.19 The operational Passenger Bus Services by TRTC:

Sl.No.	Name of route	Distance (in km)	Service (per day)
1)	Agartala Kamalpur via Subalsingh	95	1 Trip
2)	Agartala to Belonia	98	1 Trip
3)	Chandrapur ISBT to New Secretariat Complex	10	1 Trip
4)	Ambassa to Gandacherra	50	1 Trip
5)	Agartala to GB Hospital	6	2 Trip
6)	Agartala to Sabroom	137	1 Trip
7)	Udaipur to Killa	07	1 Trip
8)	MBB Airport to Matabari, Udaipur	65	1 Trip
9)	Surjyamani Nagar to New Secretariat via Battala and High Court	30	1 Trip

The TRTC had also launched International Bus Services with the Neighbouring Country viz. Bangladesh but Indo-Bangla Bus Service has been stopped w.e.f. 23rd June 2019 to till date.

Apart from these, the TRTC has also launched the services of Online Railway Ticket Reservation, Online Flight Reservation and Helicopter Ticket Reservation system to facilitate the citizen, which are functioning properly in the TRTC Head Office, Krishnanagar, Agartala.

Table: 13.20 The basic statistics for 2019-20 pertaining to the TRTC:

Sl.No.	Particulars	Quantity (in Nos.)
1	Total Fleets	58 Nos.
	i)Bus	On route : 14 Nos. Off route :13 Nos. Proposed Condemned : 24 Nos. Total: 51 Nos.
	ii)Truck	On route : 02 Nos. Off route :03 Nos. Proposed Condemned : 02 Nos. Total: 07 Nos.
2	Routes Operated	09 Nos.
3	Average no. of daily passenger carried	450 Nos.
4	Quantity of Goods carried	1125 Ton (125Trip)
5	Passenger travelled by Agartala to Kolkata via Dhaka route Bus Service	254 Nos.(1 st April' 2019 to 22 nd June' 2019)
6	Passenger travelled by Kolkata to Agartala via Dhaka route Bus Service	102 Nos. .(1 st April' 2019 to 22 nd June' 2019)
7	Passenger travelled by Helicopter Service	601 Nos.
8	Employees	222 Nos.

Source: T.R.T.C., Tripura

d. COMMUNICATION:

Telecommunication is one of the prime support services needed for rapid growth and modernization of various sectors of the economy. It has become more important in recent years because of the rapid growth of information technology and its significant impact on the economy.

The total number of Post Offices in the State is 711 at the end of March, 2020.

Table 13.21 Status of Bharat Sanchar Nigam Limited (BSNL) as on March, 2020:

Sl.No.	Parameters	Numbers
1	BSNL Telephone exchanges	79.
2	BSNL Telephone Connection (land line)	17944



3	Broadband connections of BSNL	7650
4	Cellular Service of BSNL (prepaid)	407306
5	Cellular Service of BSNL (post paid)	20031
6	Cellular Towers of BSNL	854
7	Internet Connections BSNL	
	(a) Broadband on copper	7650
	(b) Broadband on FTTH	2897
	(c) Broadband on GSM	300
	(d) Internet Leased Line	107
8	Leased Circuits	729

Source : BSNL, Tripura.

e.BANKING:

Banking is one of the important instruments for economic development. A network of financial institutions helps the economy to deploy its savings more efficiently. Financial institutions input banks, insurance companies, provident and pension funds, mutual funds, savings banks and security markets.



The institutional structure of the financial system in the State is not well developed. The financial institutions are mainly base on public sector banks, provident and pension funds and insurance companies. Public sector banks have also expanded their network particularly during last two to three decades. In 1969, there were five Scheduled Nationalised Commercial Bank branches, which served an average population of 2,76,000 per bank branch. In March 2020, there are 237-Scheduled Nationalised Commercial Bank branches in the State.

The Census-2011 data reveals that proportion of households availing banking services in the State was 26.5 percent that is low compare to all India level of 35.5 percent.

Table- 13.22 The following Table shows the distribution of bank branches by type as on 31st March, 2020:

Sl. No.	Type of the Bank	No. of branches
(1)	(2)	(3)
i)	No. of branches of Nationalised Bank (except SBI)	169
ii)	No. of branches of SBI	68
iii)	No. of branches of Co-operative Banks	73
iv)	No. of branches of Tripura Gramin Bank	148
v)	No. of Bank branches in Private Sector Banks	84
Total no. of Bank branches		542

Source: - Institutional Finance Department, Tripura.

Total deposit was Rs. 28598.97 crore, credit of Rs. 16220.07 crore and the credit-deposit ratio at the end of March 2020 was 57 percent.

SMALL SAVINGS, 2019-20:

Table: 13.23

<i>Sl. No</i>	Particulars	Total
a.	Target of Small Savings Collection	Rs. 570.00 crore
b.	Gross Collection	Rs. 2326.77 crore
c.	Net Collection	Rs. 637.63 crore

Source: Institutional Finance Department, Tripura.

Table: 13.24 Cumulative Gross & Net collection of the Small Savings scheme of the State for the year 2019-20:

Name of District	Target	Gross collection	Net collection
West	355.00	1337.85	408.59
Sepahijala	30.00	145.09	30.23
Gomati	25.00	87.23	25.25
South	27.00	128.17	30.87
Khowai	35.00	101.22	35.52
Dhalai	22.00	167.89	29.98
Unakoti	26.00	150.57	26.40
North	50.00	208.75	50.79
State	570.00	2326.77	637.63

Source: Institutional Finance Department, Tripura.

Concluding remarks:

Poor level of infrastructure facility needs to be improved to deliver better economic services for sustainable development through setting-up of the manufacturing units. Overall connectivity in all aspects needs to be improved immediately for speedy development of the State. It will augment generation of employment opportunities.

Chapter-14

INDUSTRIES & COMMERCE

a. INDUSTRIES & COMMERCE:

Development of industries has vast potential for providing substantial employment, generating income improving the standard of living and overall well-being of people. Industrial development always remains a thrust area in the State Government's economic policies. Industrialisation helps in development of present as well as future generation. The State has the potentiality for industrial opportunities and improvement, which in turn will increase employment generation in the State. The main thrust areas of the State Industries & Commerce Department are to promote and develop the rural, micro, small and medium enterprises, agri based food processing industries and promoting export and import business with the neighbouring country of Bangladesh. Tea and rubber based industries are taken into consideration for the development of industrial base in Tripura. Although the State is backward in industrialisation but it has the potentiality for industrial opportunities and improvement, which will increase employment generation in the State.



The provisional result of 7th Economic Census-2019 reveals that there were 4,82,269 establishments in Tripura engaged in different economic activities other than crop production and plantation in the State. Out of them, 3,67,866 (76.28 percent) establishments were in rural areas and remaining 1,14,403 (23.72 percent) establishments in urban areas. Around 5,16,109 (65.86 percent) persons engaged in the establishments as a hired workers and remaining 2,67,585 (34.14 percent) persons engaged in the establishment as a non-hired workers in the State.

Industrial Sector in Tripura:

During last about a decade, a number of initiatives have been taken and concerted efforts have been made, resulting in significant growth in the industrial sector. As per the Census-2007 conducted by the Ministry of MSME, total number of working enterprises in the State was 1,09,666 (comprising of Registered MSME units: 1,343 and Un-registered units: 1,08,323).

- The total revenue (Royalty and other receipts) from natural gas during 2019-20 was Rs. 10300.00 lakhs.
- Total number of registered units is 8536.
- Total investment in industrial sector is about Rs. 1664.96 crore.
- Total employment in industrial sector is about 82,698 people.

The State Industries & Commerce Department has been developing industrial area and infrastructure in different parts of the State. Entrepreneurship development and skill development programmes are also being conducted by the Central and State Government.

Composition of the Industrial Activity: The industrial units in the State can be broadly classified in the following categories:

- a) **Resource-based industrial units**, like tea processing, fruit processing, milk processing, cashew nut processing, spice processing, jute bag manufacturing, saw mills, bamboo processing (handicrafts, mechanised bamboo-stick units and agarbatti-making units), silk reeling/ weaving, rubber-based units (rubber thread, rubber compound, tread rubber, rubber band, etc.), brick kilns , modern rice mills, packaged drinking water etc.
- b) **Service Sector units**, like hotels, printing presses, automobile repair/ servicing/ tyre re-treading, nursing homes/ diagnostic centers, cold storage etc.
- c) **Units catering to Government requirement**, like PVC pipes, spun pipes, ACSR conductors, cables, PCC poles, steel tubular poles, TMT bars/rods/flats, GCI Sheets, alum, etc.
- d) **Other units**, like roller flour mills, bakeries/ biscuit manufacturing units, handlooms, steel fabrication, distillery, tobacco units, LPG bottling, PU foam, water tanks, etc.

Table- 14.1 Establishments as per 5th and 6th Economic Census by type of establishment (Rural+Urban):

Sl. No.	Type of establishment	Establishments (5th EC-2005)	Establishments (6th EC-2013)
1	Outside and Inside the household with fixed structure	135049	189758
2	Outside household without fixed structure	54374	47015
3	Total(1+2)	189423	236773

Source: 5th & 6th Economic Census, Tripura.

Table- 14.2 Persons engaged between 5th and 6th Economic Census by type of workers (Rural+Urban):

Sl.No.	Type of Worker	Persons employed (5th EC-2005)	Persons employed (6th EC-2013)
i	Male - Hired	167296	108352
ii	Male - not Hired	157833	217604
iii	Total Male (i + ii)	325129	325956
iv	Female - Hired	38101	47909
v	Female - not Hired	22478	30159
vi	Total Female (iv + v)	60579	78068
vii	Total Hired(i+iv)	205397	156261
viii	Total not Hired (ii+v)	180311	247763
ix	Total (vi+vii)	385708	404024

Source: 5th & 6th Economic Census, Tripura.

Self –employment Programme:

Prime Minister’s Employment Generation Programme (PMEGP): The Government of India, Ministry of MSME launched the Credit- linked Subsidy Programme called PMEGP for generation of employment opportunities for first generation entrepreneurs through establishment of micro enterprises in rural as well as urban areas.

The Government of India has designated KVIC as the single Nodal Agency at the National level for implementation of the scheme. At the State level, the scheme is being implemented through 3 Agencies, namely, State KVIC Office, Tripura KBIV and DICs. The subsidy is routed by the implementing agencies through Nodal Bank branches. Salient features are:

- The ceiling for total Project Cost under PMEGP is Rs. 25 lakhs for manufacturing sector and Rs. 10 lakhs for service sector.
- The rate of subsidy is 25% for urban areas and 35% for rural areas.
- The own contribution of beneficiary required under the Scheme is 5% only.
- There is no requirement of collateral security for loans upto Rs. 10 lakhs.
- There is no income ceiling for assistance under the Scheme.
- The requirement of minimum qualification of Class-VIII passed in only for project with total cost above Rs. 10 lakhs in manufacturing sector and above Rs. 5 lakhs in service sector.
- SHGs are also eligible for assistance.
- Second financial assistance for expansion of existing successful PMEGP/Mudra units upto Rs. 1.00 crore for mfg sector & Rs. 25 lakhs for service sector with subsidy of 20%, max. Rs. 20.00 lakh & Rs. 5 lakhs respectively (w.e.f 2018-19).
 - ❖ Application for financial assistance under this scheme have to be submitted through “online” process (www.kvic.online.gov.in).
 - ❖ Up to 2019-20 (March, 2020), total financial support of about Rs. 572.09 crores has been provided to 13,168 entrepreneurs under PMEGP in the form of Bank loan, on an average of Rs. 4.34 lakhs per enterprise.

Swavalamban:

- Swavalamban is a Self-employment Generation Programme (SEGP) initiated by the State Government with the objective to ensure that a sizeable number of unemployed youth and SHGs are developed as potential individual or group entrepreneurs so that they can take up gainful self-employment.
- The guideline of Swabalamban scheme has been revised w.e.f 2019-20 to make it more entrepreneurs friendly. Also, maximum limit of loan amount has been fixed upto Rs. 1.00 crore, for each project, in which no upper ceiling was fixed earlier. Salient features are:
 - * The subsidy admissible is 30% of the Project Cost (For women 35%), Subject to ceiling of Rs. 1,00,000 per case for all cases.
 - * Any individual within the age group of 18 to 50 years can apply for loan.
 - * Only one person from one family is eligible for financial assistance.

* There is no income bar and qualification bar for availing of financial assistance under this programme.

* Projects promoted under partnership category, SHG and Cooperative are also eligible for assistance under the programme.

- *Major activities covered* : The major activities covered under the programme are pig farm (including breeding), dairy, poultry, fishery, metal bases industries including fabrication job, tailoring and readymade garments manufacturing jute items manufacturing, cane & bamboo items manufacturing, rice milling, fruit processing candle manufacturing jewellery unit, DTP/ computer service, photocopying, photography, decorator service, transport vehicles, repairing & servicing of electronic goods, cycle rickshaw repairing, vehicle/ two wheeler etc. repairing, TV/cable networking, power tiller, saloon, selling of garments & handloom products, grocery & stationery, electronic goods, chemical & fertilizer, medicine, foot wares, other small business etc.
- The performance under Swavalamban programme has picked up in recent years. Up to 2019-20, total financial support of about Rs. 438.37 crores has been provided to 21,614 entrepreneurs under Swavalamban in the form of Bank loan, on an average of Rs. 2.03 lakhs per enterprise.

3. Industrial Infrastructure: A high quality industrial infrastructure has been developed at Bodhjunnagar, at a distance of only about 12 kms from Agartala. In fact, Bodhjunnagar has now developed into a Multi-Industry Cluster, which includes a Food Park, a Rubber Park, Bamboo Park an Export Promotion Industrial Park (EPIP) and one Tool Room & Training Centre. Industrial Estate exists in other parts of the State as well.

Table: 14.3 The status of implementation of various Projects is as follows:

(Rs. in crores)

SL. No.	Project	Area (acres)	Total Investment
1	Industrial Growth Centre (incl. Extended Growth Centre)	320.80	40.27
2	Food Park	30.00	12.95
3	Export Promotion Industrial Park (EPIP)	126.12	21.31
4	Rubber Park	58.81	25.52
5	Bamboo Park	135	27.37
6	R.K.Nagar Industrial Park	91.16	0.00
	Total	761.89	127.42

Source: Industries & Commerce Department, Tripura

- As on 31.04.2020, out of 118 units to whom land/sheds have been allotted at Bodhjunnagar, 60 units have been set up and are functioning. Total investment so far is about Rs. 841.22 crores and total direct employment generated is about 2686.
- Besides the above, the following infrastructure projects are being implemented at Bodhjunnagar:
- Up-gradation of infrastructure under MIIUS, Bodhjunnagar: implementation work is going on.

- Up-gradation of infrastructure under MIIUS, R.K Nagar implementation work is going on.

Other infrastructure Projects:

- *Industrial Estates:* There are 5 industrial Estates under the Department which are currently being managed by TIDC. These are A D Nagar, Badharghat, Dhajanagar, Dharmangar and Kumarghat. Total Area under these industrial Estates is about 95.35 acres. Most of the plots of land/sheds are already allotted/ utilized. Some Sheds have been used for setting up ITIs as well.
- Dukli Industrial Area is spread over 44.88 acres of land. TIDC has upgraded the infrastructure at Dukli with a Project Cost of Rs. 15 crores.
- Integrated Infrastructure Development Centres (IIDCs) under Cluster Development Programme (CDP) of MSME:
- *Dewanpasha, North Tripura District:* Total area 46.285 Acre. The project is completed.
- *Lalchari, Dhalai District:* 52.14 acres has been earmarked for the Project. DPR is prepared for funding under MSME CDP.
- *South Tripura District:* Sarasima, Belonia: Ministry of MSME has accorded sanction for Rs. 10.82 cr. Out of which Central share is Rs. 7.707 crore (80%) and balance Rs. 3.1162 crore (20%) is State share. Work is going on.

Following projects are sanctioned by Ministry of MSME. Government of India:

- i)** Up-gradation of A.D. Nagar Industrial Estate, Agartala, Tripura (West). Total Project cost Rs. 1053.74 lakhs (Central Share: Rs. 842.992 lakh and State Share: Rs. 210.748 lakh).
- ii)** Integrated Infrastructure Development of Badharghat Industrial Estate, Agartala, Tripura. Total Project cost Rs. 570.82 lakh (Central Share Rs. 456.66 lakhs and State Share Rs. 114.16 lakhs).
- iii)** Setting up of Infrastructure Development Project for Industrial Complex at Mission Tilla, Dharmanagar, North Tripura. Total Project Cost Rs.1019.85 lakh (Central Share Rs. 815.88 lakh and State Share Rs.203.97 lakhs).
- iv)** Integrated Infrastructure Development Scheme of R.K. Nagar Industrial Estate. Total Project Cost is Rs. 1021.95 Lakh (Central Share Rs.817.56 Lakh and State Rs. 204.39 Lakhs).

Foreign Trade

Current Status :

- The foreign trade of Tripura is with Bangladesh. The official trade between Tripura and Bangladesh started in 1995-96 through Agartala LC Station , Presently, there are 8 notified Land Custom Stations (LCS), namely Agartala, Srimantpur, Muhurighat, Khowaighat, Dhalaighat, Manughat, Old Raghnbazar and Sabroom, Dhalaighat LCS is operational for immigration purposes only and Sabroom LCS is yet to become operational.
- The total volume of trade has increased manifold from meagre Rs.4.12 crores during 1995-96 to about Rs. 537.08 crores during 2018-19.

Table: 14.4 Composition of Imports commodity-wise (2019-20):
(Rs. in crore)

Sl. No.	Commodity	Total Value
1	Food items	239.49
2	Variety of fish- small fish,	174.95
3	Cement	73.62
4	Dry fish	36.19
5	Steel Sheet	25.80
6	Steam Coal	24.37
7	Flavour Drinks	13.26
8	Plastic Items	12.47
9	M.S Road	8.37
10	PVC Pipes/Tube	6.66
11	Other commodities	29.60
Total		644.78

Source: Industries & Commerce Department, Tripura

Table: 14.5 Composition of Exports-commodity-wise (2019-20):
(Rs. in crore)

Sl. No.	Commodity	Total Value
1	Fresh Orange	10.03
2	Pomegranate	9.71
3	Fresh Apple	6.92
4	Grapes	2.56
5	Dry Fish	0.38
6	Wood Apple	0.18
7	Citrus	0.17
8	Seeds of Cumin	0.13
9	Fresh Ginger	0.10
10	Tamarind	0.07
11	Other Commodities	0.09
Total		30.34

Source: Industries & Commerce Department, Tripura.

Border Haats: Two Border Haats, namely Srinagar-Chhagalnaiya and Kamalagar-Tarapur Border Haat has been set-up in Tripura- Bangladesh border. Both the border haats are functioning smoothly and has contributed not only in boosting the local economy as well as strengthened people to people tie between the two Countries.

14.6 Sales in Border Haat during 2018-19

(Rs. in crore)

Name of border Haat	Date of inauguration	Sale in Indian side	Sale in Bangladesh side	Total sales
Srinagar- Chhagalnaiya Border Haat, South Tripura	13.01.2015	0.94	0.63	1.57
Kamalagar- Tarapur Border Haat, Sipahijala	15.06.2015	3.17	0.91	4.08

Total	4.11	1.54	5.65
--------------	-------------	-------------	-------------

Source : Industries Department, Tripura

14.7 Sales in Border Haat during 2019-20

(Rs. in crore)

Name of border Haat	Date of inauguration	Sale in Indian side	Sale in Bangladesh side	Total sales
Srinagar- Chhagalnaiya Border Haat, South Tripura	13.01.2015	0.83	4.61	5.44
Kamalasagar- Tarapur Border Haat, Sipahijala	15.06.2015	8.39	0.98	9.37
Total		9.22	5.59	14.81

Source : Industries Department, Tripura

Commodities sold in Border Haats:

Indian side: Fruits, Tea leaf, Garments, Bakery, Masala (Spices), Baby Food, Toiletries etc.

Bangladesh side: Dry fish, Bakery items, Plastic goods, Fruits like Green apple, Water melon, Local vegetables etc.

Industrial Training Institutions:

Existing 18 ITIs: Presently, there are 18 ITIs in the State. These ITIs has been set-up as follows :

- Prior to 2004, there were only 4 Government ITIs (Indranagar, Indranagar Women's ITI, Kailashahar and Jatanbari) in the State, with intake capacity of 444.
- In August, 2004, 4 new Government ITIs (Dharmanagar, Ambassa, Udaipur and Belonia) were started and the 4 old ITIs were upgraded with assistance from Government of India under a CSS called "Establishment of Industrial Training Institutions (ITI) in North Eastern States and Sikkim". With this, the intake capacity increased to 1164.
- In December, 2012, 4 new ITIs (Khumulwng, Manubankul, Boxanagar and Khowai) were started. Khumulwng and Manubankul ITIs have been set up under NLFT Package and Khowai and Boxnagar ITIs have been set up under SPA. The intake capacity of these 4 new ITIs is 580.
- In 2017, another 4 new ITIs (Bishramganj, Kamalpur, Teliamura and L.T Valley) has been inaugurated, increasing the total number of Government ITIs to 16. These ITIs were set-up under SPA and the total intake capacity is 1280.
- In 2019, 2 (two) new ITIs under ESDI have been inaugurated and started functioning accordingly.
- In addition, Vocational Training Center of R.K Mission, Viveknagar, Agartala has been up-graded as an ITI with financial assistance from State Government with 3 trades and intake capacity of 120 trainees. Besides, another private ITI, with intake capacity of 80 trainees has been set-up in 2017 at Industrial Growth Centre, Bodhjungle.

Table: 14.8 The Current status of training courses in the 18 Government ITIs and 2 Private ITIs:

Sl. No.	Name of Government ITI	Total Capacity	
		No. of Trades	No. of Trainees
1.	ITI, Indranagar	13	250
2.	WITI, Indranagar	07	140
3.	ITI, Udaipur	07	135
4.	ITI, Jatanbari	09	180
5.	ITI, Dharmanagar	07	135
6.	ITI, Kailashahar	12	260
7.	ITI, Ambassa	07	195
8.	ITI, Belonia	07	135
9.	ITI, Khumulwng	04	160
10.	ITI, Boxanagar	04	160
11.	ITI, Manubankul	04	160
12.	ITI, Khowai	04	160
13.	ITI, Bishramganj	08	320
14.	ITI, Teliamura	08	320
15.	ITI, L.T Valley	08	320
16.	ITI, Kamalpur	08	320
17.	ITI, Gandacherre	05	200
18.	ITI, Kanchanpur	05	200
	Total	127	3750
Name of Private ITI			
1	ITI, RKM, Viveknagar	3	120
2	Swadhin Tripura Pvt. ITI	2	80
	Total	5	200

Source: Industries & Commerce Department, Tripura

Establishment of new ITIs under Scheme “Enhancing Skill Development Infra. in NE States and Sikkim”: Under the Scheme, Government of India sanctioned up-gradation of ITI, Indranagar by addition of 3 new trades namely, Mechanic (Consumer Electronics Appliances), Computer Hardware and Network Maintenance and COPA. The total seating capacity in the 3 trades would be 120.

Besides Government of India has sanctioned setting up 3 new ITIs at Kanchanpur, Gandacherra and Santirbazar at a cost of Rs. 950.00 lakhs per ITI out of which 10% will be State share. Government of India has already released Rs. 2565 lakhs. ITI, Gandacherra and ITI Kanchanpur were inaugurated in August, 2019 and started functioning. Civil construction works of ITI, Santirbazar is completed and procurement tools, equipment and furniture is under process. After completion of setting up of ITI, Santirbazar, there would be an additional seating capacity increase of 200.

Up-gradation of Women’s ITI into Model ITI : Up-gradation of WITI, Indranagar into Model ITI at a cost of Rs. 800 lakh at 90:10 ratio was sanctioned by Government of India during 2016-17 and central share of Rs. 360 lakh (out of 720 lakh) has been released. Civil construction work is almost completed. Process has been started for procurement of tools, equipment and furniture.

Skill Strengthening for Industrial Value Enhancement (STRIVE): Ministry of Skill Development and Entrepreneurship (MoSDE), Government of India has sanctioned a Skill Strengthening and Industrial Value Enhancement (STRIVE) project during 2018, which is fully funded. Accordingly, MoU was signed between State & Central Government for its implementation in Tripura. In the 1st phase, three ITIs namely, ITI- Dharmanagar, ITI- Belonia and WITI - Indranagar has been selected under STRIVE.

Under this project, fund for establishment of State Apprenticeship Monitoring Unit (SAMC) and fund under Result Area-2 amounting to Rs. 32.00 lakhs and Rs. 183.00 lakhs respectively had been released to the State Government.

Presently, Launch of Scale up phase of Industry Apprenticeship Initiative (IAI) under World Bank assisted STRIVE project has been initiated and advertisement for Call for application from Industry Clusters (IC) to implement the Industry Apprenticeship Initiative (IAI) is under process.

Linking of Skill Training with the Main Stream education in Tripura: Government of Tripura has approved the following for the ITI pass out trainees in Tripura for equivalency of Madhyamik and Higher Secondary (+2) certificate.

- a) *Linking the ITI pass outs for Madhyamik equivalency:* Candidates having completed two years or more courses recognized by NCVT with basic qualification of Class-VII on their own volition have appeared and passed Vernacular language (Bengali/Hindi/Kokborok/Mizo) and English prescribed for Madhyamik Examination of TBSE would be considered equivalent to have passed Madhyamik Examination.
- b) *Linking the ITI pass outs for Higher Secondary (+2) equivalency:* Candidates having completed two years or more duration courses in ITIs recognized by NCVT with basic qualification of Madhyamik on their own volition have appeared and passed English prescribed for Higher Secondary would be considered equivalent to have passed Higher Secondary (+2) Examination of TBSE.

Industrial Promotion : Resource-based Industries

Rubber:

Tripura is the second largest rubber producer in the country, after Kerala. The total area under plantation is about 85,453 hectares (as on 31-03-2020).

- 1.1** *Block Plantation Project:* There are 55 Block Plantation units across the State covering 3800 ha of plantation out of which 3725 ha in yielding stage with another 75 ha immature. Most of the Block Plantation units have been raised for ST beneficiaries where 4 units are for SC beneficiaries.
- 1.2** *New Planting:* There have been 415.63 ha of new planting during 2019-20. Total area under rubber in the State is now 85453.63 ha.
- 1.3** *Production:* Total production of natural rubber in Tripura has been estimated to be 83701.23 MT.
- 1.4** Rubber-based industrial units for products like rubber thread, tread rubber, rubber compound, rubber band etc. have already come up in the State. In order to further accelerate the process of setting up of rubber-based industries in the State, a Rubber Park with a project cost of Rs.

23.00 crores has been established at Bodhjungnagar over an area of about 60 acres of land with technical support from Rubber Board.

1.5 The response from potential entrepreneurs has been very encouraging so far. 14 units have got land allotment in Rubber Park and 6 Units are located at Growth Centre and EPIP.

1.6 To upgrade the quality of rubber sheets and to fetch better market price, the State Government has taken special initiative to offer financial assistance through different Self Employment Schemes like Swabalamban, Prime Minister's Employment Generation Programme (PMEGP) for setting up of modern Rubber processing units including smokehouse. During 2019-20, out of total 634 sponsored cases, the Banks have sanctioned 63 Smoke houses.

Tripura Bamboo Mission (TBM): The State Government has launched Tripura Bamboo Mission in PPP mode, for integrated development of Bamboo sector in Tripura. The implementation of the Project started in August 2007. The Mission was initially focused on development of 4 sub-sectors, namely, Bamboo Plantations, Bamboo Handicrafts, Bamboo Incense Sticks and Bamboo Industrial Applications. The catalytic role played by TBM has resulted in increased turnover as well as livelihood generation. Value addition is taking place in Agarbatti sector, new handicraft products have been designed, launched, and marketing of products has been organized.

Presently, the Tripura Bamboo Mission is implementing the scheme of National Bamboo Mission of the Ministry of Agriculture, Government of India. The scheme includes raising of nursery, plantation of bamboo of required varieties, seasoning and treatment plant, industrial application of bamboo, setting up of Rural Hat and Bamboo Depot, Training and skill development.

Food Processing:

- ❑ The agro-climatic conditions are favourable for growing various fruit and horticultural crops. During recent years, a good number of food processing units have come up in Tripura. Some examples are: Fruit Processing including Canned pineapple products, Modern Flour Mill, Cashew Processing, Iodised Salt, Ice slabs/ Ice candy/ Ice cream, Soya Nuggets, Spice manufacturing, Bakery/ Biscuits manufacturing, Groundnut processing, salted snacks, Cold Storages, etc.
- ❑ *Prime Minister's KISAN SAMPADA Yojana (PMKSY):* The Ministry of food Processing Industries, Government of India has announced a new scheme of Kisan Sampada, through which grants are being provided to various food processing related activities. The Department has taken initiative to promote Modern Rice Mill, Dal Mill, Oil Mill, Cattle & poultry feed plant etc. Already 4(four) projects have been sanctioned by the Ministry.
- ❑ *Food Park:* In order to give further boost to setting up of food processing industries, a modern Food Park has been set up at Bodhjungnagar. The Food Park makes available all necessary common facilities for food processing industries including cold storage, warehouse, R&D / Quality Control Lab, common packaging facility etc. Some entrepreneurs have taken land and have started work for setting up their units. The Lab has the accreditation from NABL.

- ❑ **Mega Food Park:** The Ministry of Food Processing Industries has approved setting up of a Mega Food Park through a private developer. The State Government has made available about 50 acres of land at Tulakona (near Agartala) to the developer. The total project cost is about Rs. 87 crores, out of which grant from the Ministry of Food Processing is about Rs. 50 crores. The work of the Mega food park project is completed. The project was inaugurated on 20th February, 2019 by the Hon'ble Chief Minister, Tripura.

Natural Gas:

Exploration/Mining: Natural Gas is one of the most important natural resources in Tripura. Natural Gas is available in non-associate form with high Methane content of upto 97%, which makes it suitable for use as feedstock for production of Ammonia, Urea, Methanol, etc. Petroleum Exploration Licenses (PEL) have been issued for 5(Five), out of Which, 2 Blocks to ONGC, one Block to the Consortium of GAIL and M/s Jubilant Oil & Gas Pvt. Ltd., One Block to Vedanta Ltd and 1 Block to Oil India Ltd. The exploration work by both ONGC and the GAIL Consortium is going on. So far, total 21 Petroleum Mining Lease (PML) Block are available in Tripura. 20 PML Blocks are with ONGC and 1 Blocks is with OIL.

- ❑ The current production rate is about 3.92 MMSCMD.

Royalty and other Receipts from Natural Gas: The ONGC pays Royalty to the State Government @10% of the value at well-head, i.e., the Producer Price. In addition, the State Government gets revenue in the form of Licence/Renewal Fees on PEL/PML, Dead Rent Surface Rent in accordance with the MoPNG Rule 1959.

Table: 14.9 The total revenue (including Royalty) received:

Year	Total Revenue (Royalty plus Other Receipts) (Rs. lakhs)
2015-16	9644.00
2016-17	9347.00
2017-18	8018.80
2018-19	9450.00
2019-20	10300.00

Source: Industries & Commerce Department, Tripura

Promotion of CNG and PNG BY TNGC: Tripura Natural Gas Company Limited is a Joint Venture Company of GAIL, TIDC and AGCL, engaged in supply of Piped Natural Gas (PNG) to domestic, commercial and industrial consumers and Compressed Natural Gas (CNG) for Vehicles. As of date (April 2020) PNGRB has allotted 3 authorized area (Geographical Area) to TNGCL for CGD Network. These are namely Agartala GA, West Tripura GA and Gomati GA. As on 31.03.2020, total 12000 nos. (Car-6799; Auto Rickshaw-3,751; Bus-70) were running on CNG and there were total 37000 domestic, 415 commercial and 49 industrial consumers. The company supplies gas to industrial consumers in Bodhjungle Industrial Complex. The Company is currently operating CNGs stations at A.D.Nagar, Radhanagar, TRTC complex and Udaipur and Khayerpur, Khowai. The company has plans to set up additional CNG stations at Bishramgang, Bishalgarh and Teliamura. Similarly, the domestic gas supply network is also gradually being expanded.

Promotion of Tea Industry:

Current Status:

Tripura is a traditional tea-growing State with history of tea plantations dating back to 1916. Presently, there are 54 Tea Estates and 4,346 small tea growers, producing over 10.19 million kg. of tea every year. This makes Tripura the 5th largest State among the 16 tea-producing States, after Assam, West Bengal, Tamil Nadu & Kerala. Some Tea Estates also produce Green Tea (Golakpur and Fatikcherra). Tea produced in Tripura mostly sells in Guwahati/ Kolkata Auction, although some portion of production is also sold locally or through marketing channels in Northern and Western India. Tea produced in Tripura is also being exported. Average Sale price realised by Tripura Tea in auction market is about Rs. 117/- per kg.

Tea Estates: There are total 54 Tea Estates in the State, of which 3 Tea Estates are in Public Sector (TTDC), 12 Tea Estates in Co-operative Sector and 39 Tea Estates are in Private Sector. There are total 23 tea processing factories, of which 4 are in co-operative sector, 2 in public sector and 17 in private sector.

Small Tea Growers (STG): Tea plantation by small tea growers started in Tripura in late 1980s. At present, there are about 4,346 small tea growers having 3,406 acres of land under cultivation of Tea. The small tea growers produced about 61.53 lakhs kg of green leaf during 2017, which is over 14% of total Green Leaf production of the State.

Tea Processing Factories:

- There are 23 nos. of registered Tea manufacturing Factories, 5 are in co-operative sector, 2 in public a sector and 16 in private sector. 3 private factories are non- functional;
- Total capacity: 131 lakh kg/13.10 million kg; total production 8.45 million kg (aprox.) in 2018.
- In Tripura mainly CTC (Crushing-Tearing and Curling) tea is produced. 3 (three) factories are producing green tea also (Golakpur-North Tripura, Ludhua - South Tripura and Fatikcherra-West Tripura.
- There are 34 nos. of registered manufacturing Units in Tripura. But, at present only 19 nos. of manufacturing units are in operation. Tea produced in Tripura mostly sells in Guwahati/ Kolkata Auction, although some portion of production is also sold locally. Tea produced in Tripura is also being exported.
- About 13,300 plantation workers (approx.) both permanent and temporary are employed in tea industry and thousands of unorganized people are working in small tea growers field.

Recent achievements:

- Tripura Tea Logo has been launched in the year 2018; TTDC Ltd. has developed the brand of “Tripureswari Tea” for the tea made in their factory.
- In the auction market, TTDC Tea has fetched the highest average price of Rs. 177/kg tea. Steps have been initiated to set up more tea processing factories in both green tea and CTC/ Orthodox tea.

- There is also a proposal for plantation of tea in between zero line to 150-yard which is beyond the border fencing between India (Tripura) – Bangladesh. This would ensure proper utilization of the ‘unused’ – land along outside the fencing.

INCENTIVES & SUBSIDIES:

Central Incentive Scheme : The Government of India announced “North East Industrial Development Scheme (NEIDS), 2017 for industrial units in the North Eastern Region comprising of States of Arunachal Pradesh, Assam, Manipur, Meghalaya, Mizoram, Nagaland, Sikkim and Tripura to boost industrialization.

Under the Scheme, the following incentives are being provided to eligible industrial units set up in the North Eastern States on reimbursement basis:

- Central Capital Investment Incentive for Access to Credit (CCIA): 30% of the investment in Plant & Machinery with an upper limit of Rs.5.00 crore on the incentive amount per unit.
- Central Interest Incentive (CII): 3% on working capital credit advanced by eligible Banks/ Financial institutions for first 5 years from the date of commencement of commercial production by the unit.
- Central Comprehensive Insurance Incentive (CCII): Reimbursement of 100% insurance premium on insurance of building and Plant & Machinery for 5 years from the date of commencement of commercial production by the unit.
- Goods and Service Tax (GST) Reimbursement: Reimbursement up to the extent of Central Government share of CGST and IGST for 5 Years from the date of commencement of commercial production by the unit.
- Income-Tax (IT) Reimbursement: Reimbursement of Centre's share of income tax for first 5 years including the year of commencement of commercial production by the unit.
- Transport Incentive (TI): @ 20% of the cost of transportation, including the subsidy currently provided by Railways/ Railway PSU for movement of finished goods by rail. @ 20% of cost of transportation for finished goods, for movement through Inland Waterways Authority of India. @ 33% of cost of transportation of air freight on perishable goods (as defined by IATA) from the airport to the nearest place of production to any airport within the country.
- Employment Incentive (EI): The Government shall pay 3.67% of the employer’s contribution to the Employees Provident Fund (EPF) in addition to Government bearing 8.33% Employee Pension Scheme (EPS) contribution of the employer in the Pradhan Mantri Rojgar Protsahan Yojana (PMRPY).

State Government Incentives: The State Government has also announced new incentive package called “Tripura Industrial Investment Promotion Incentives Scheme, 2017”, effective from 01.04.2017. Under this Policy, the following incentives are provided for setting up industries in Tripura:

State Capital Investment Subsidy @ 30% on fixed capital investment (with additional subsidy @ 2.5% to ST, SC and Women Enterprises), subject to a ceiling

of Rs. 60 lakhs per units. For thrust sector units capital investment @ 40% on fixed capital investment with in overall ceiling of Rs. 70 lakhs.

- ❖ Industrial Promotion Subsidy (reimbursement of GST) subject to an overall ceiling of Rs. 60 lakhs per annum per enterprise. The aggregating limit of entitlement of and enterprise for 5 years shall not be exceed to 100% value of investment made in plant and machinery.
- ❖ 25% Reimbursement of Power Charges, maximum of Rs 12.00 lakhs per annum per enterprise.
- ❖ 4% Reimbursement of Interest on Working Capital Loans maximum of Rs. 3.00 lakhs per annum.
- ❖ Reimbursement of Standard Certification charges/ fees/ expenses to eligible enterprises in 10 selected areas issued by National and Inter-national Bodies.
- ❖ 15% Procurement Preference to local industrial enterprises subject to 20% value addition.
- ❖ 100% Exemption from the payment of Earnest Money and Security Deposits on tenders floated by the State Government /Departments / Agencies.
- ❖ Employment Cost Subsidy under thrust sector towards EPF and ESI contribution on employment of 20 or more persons skilled and semi-skilled workers who are domiciled of the State.
- ❖ 100% reimbursement on fees paid for CGTMSE coverage on loans granted by Banks/NBFCS.
- ❖ Export Promotion Subsidy @ 10% on value of export of goods with ceiling of Rs. 20 lakhs per annum.
- ❖ Subsidy for participation in fares and exhibitions (Thrust sector only) @ 50% of actual expenditure for one person and transportation cast of goods for display/ sale with maximum ceiling of Rs 50,000/- per annum (max. of 2 fares).

Special Incentives to Industrial Enterprises continue to operate for 5 years are provided for a further period of 5 years which are as follows:

- i)** Capital Investment Subsidy on substantial expansion @40% or 30%, maximum Rs. 30 lakhs and Rs. 25 lakhs for thrust sector and other than thrust sector respectively subject to increase in the value of fixed capital investment by not less than 25% for the purpose of expansion of capacity modernization / diversification.
- ii)** Industrial Promotion Subsidy @25% of GST actually paid (net of input tax) subject to the condition that the aggregate payment of subsidy from the date of commencement of production should not exceed 100% of investment in plant and machinery.
- iii)** Partial Re-imburement of Power charges @15% of actual power charges paid after 5 years of operation, maximum Rs. 6 lakhs for enterprises with employment of 20 to 50 persons, Rs. 9.00 lakhs with employment of 51 to 100 persons and Rs. 12.00 lakhs with employment of more than 100 persons.
- iv)** Employment cost subsidy with employment of 20 or more persons @ 50% of employer contribution paid towards EPF and ESI after 5 years of operation.

- v) Wages Subsidy on employment of 20 or more persons @ 20% of actual wages paid, maximum Rs. 2.50 lakhs per annum after 5 years of operation.
 - The State Government has amended the scheme on 14-06-2019 with a view to make the scheme more attractive and to include more areas under its purview with provision of more benefits and subsidies.
 - In addition to the earlier “Thrust sectors” identified for investment utilizing locally available resources like Rubber, Bamboo, Natural Gas, Agri and Horticulture products, Tea, new activities namely Hotel Business , Tourism has been included.

Tripura Industrial Development Corporation Ltd. (TIDC):

Table : 14.10 Key Performance Indicators:

Sl. No.	Performance Indicators	Unit	Actual during		
			2017-18	2018-19	2019-20
1.	Sanction	Rs. Lakhs.	197.50	54.00	143.75
2.	Disbursements	Rs. Lakhs.	138.30	90.36	120.34
3.	Recoveries	Rs. Lakhs.	125.00	182.71	158.40
4.	<u>Infrastructure Projects:</u>	Rs. Lakhs.			
	a) Capital Expenditure				
	b) Revenue		740.28	683.98	737.00
5.	Cash Profits	Rs. Lakhs.	379.60	340.19	167.17
6.	Share Capital from State Government	Rs. Lakhs.	NIL	NIL	NIL

Source: Industries & Commerce Department, Tripura

Some important aspects of TIDC functioning are as follows:

- Over 36 years (1984-85 to 2019-20), total sanctioned by TIDC have been Rs. 54.25 crores against which total disbursement have been Rs. 38.57 crores and total recovery has been Rs. 42.94 crores (principal amount plus interest). As on 31.03.2019, total principal amount of Rs. 10.76 crores was outstanding (principal amount only).
- Over last about a decade, the thrust/ focus of TIDC activities has gradually shifted to development of infrastructure projects. TIDC has development 535.73 acres in infrastructure at Budhjongnagar Industrial Area for a growth centre (320.80 acres), an EPIP (126.12 acres), a Rubber Park (58.81 acres), and a Food Park (30.00 acres) with an investment of Rs. 101.97 crores TIDC has also developed 226.16 acres in infrastructure at R.K.Nagar Industrial Area which includes a Bamboo Park (135.00 acres), IOCL (40.00 acres) and R.K.Nagar Industrial Park(51.16 acres) with an investment of Rs. 24.28 crores.
- As on 31.03.2020 out of 98 units to whom land / sheds have been allotted at Budhjongnagar Industrial Area, 50 units have been setup and are functioning. Total investment so far is about Rs. 734.69 crores (approx.) and total direct employment generated is about 2147.
- As on 31.03.2020 out of 20 units to whom land / sheds have been allotted at R.K.Nagar Industrial Area, 10 units have been setup and are functioning. Total investment so far is about Rs. 106.53 crores and total direct employment generated is about 539.

- During 2019-20, TIDC earned an amount of about Rs. 598.37 lakhs through initial lease premium, lease rentals agency charge etc. The amount is being used for maintenance and development of infrastructure, after meeting the administrative expenditure.
- TIDC Ltd. holds equity share in the ratio of 25.51 % in Tripura National Gas Co. Ltd., and TNGCL is a joint venture of TIDC Ltd., (25.51%), Assam Gas Co. Ltd., (25.51%) and GAIL (48.985). TIDC Ltd. had invested 1.00 crores till 2018-19 and in the 2019-20 TIDC Ltd., has invested Rs. 6.65 crores in TNGCL and total Investment in TNGCL is Rs. 7.65 crores as 31.10.2019

Tripura Small Industries Corporation Ltd (TSIC)

Table :14.11 Key Performance Indicators:

Sl. No	Performance Indicators	Unit	Actual during		
			2017-18	2018-19	2019-20
A.	<u>Turnover:</u>				
1.	Trading Activities	Rs. Lakhs	695.55	733.58	363.19
2.	Brick Manufacturing	Rs. Lakhs	621.24	0	78.25
3.	Other Activities	Rs. Lakhs	41.44	27.96	30.34
	Total (A)	Rs. Lakhs	1358.23	761.54	471.78
B.	<u>Other Parameters</u>				
4.	Gross Margin	Rs. Lakhs	65.00	44.93	23.00
5.	Salaries & wages	Rs. Lakhs	525.00	644.50	472.26
6	Share Capital from State Government	Rs. Lakhs.	406.25	400.00	434.00

Source: Industries & Commerce Department, Tripura

Tripura Tea Development Corporation Ltd (TTDC)

Table : 14.12 Key Performance Indicators:

Sl. No	Performance Indicators	Unit	Actual during		
			2017-18	2018-19	2019-20
1.	Green Leaf Production	Lakh Kg.	15.40	15.56	16.50
2.	Production of Made Tea	Lakh Kg.	1.72	2.98	4.02
3.	Turnover	Rs. Lakhs.	460.65	555.45	605.25
4.	Average Sales Realisation (Made Tea)	Rs./ kg.	127	138	125.69
5.	Packaged Tea (Local sale)	Kg.	19,500	1,20,000	1,07,176
6.	Gross Margin	Rs. Lakhs.	-	-	(+) 101.62
5.	Salaries	Rs. Lakhs.	(+)40.65	(+)182.65	223.97
7.	Share Capital from State Government	Rs. Lakhs.	199.5	205.21	300.00

Source: Industries & Commerce Department, Tripura.

Tripura Jute Mills Ltd (TJML)

Table :14.13 Key Performance Indicators:

Sl. No	Performance Indicators	Unit	Actual during		
			2017-18	2018-19	2019-20
1.	Production	MT	452	506.744	377.03
2.	Gross Margin	Rs. Lakhs.	53.00	96.00	72.00
3.	Salaries/ Wages	Rs. Lakhs.	3650	3218	3097
4.	Staff Strength	Nos.	577	448	325
5.	Share Capital from State Government	Rs. Lakhs.	2206.25 + 800.00 grant Total 3006.25	3065	2980

Source: Industries & Commerce Department, Tripura.

TRIPURA KHADI & VILLAGE INDUSTRIES BOARD (TKVIB):

Activities/ Performance: TKVIB was set up 1966 through TKVIB Act, 1966. Accordingly, the State Government releases Establishment Grant to TKVIB from State Plan. As on 31.03.2020, total sanctioned staff strength was 123 and working strength was 53. During 2019-20 up to 31-03-2020, a total amount of Rs. 400.00 lakh has been provided to the Board for payment of Establishment Grant.

The main activities of TKVIB and the performance of the Board thereon are as follows:

- a) *Manufacturing/ Trading Activities:* TKVIB is engaged in production and marketing of various khadi and village industry products. Total turnover during 2019-20 (Up to 31-03-2020) was about Rs. 35.94 lakhs.
- b) *Implementation of PMEGP:* TKVIB is one of the implementing agencies for PMEGP in the State.
- c) *Bee keeping Development activities:* TKVIB is an implementing partner of Bee-keeping Scheme under Mission for Integrated Development of Horticulture (MIDH) & Integrated Beekeeping Development Centre (IBDC) for which funds are being received through Directorate of Horticulture. During 2019-20 TKVIB has taken up training programme for Beekeeping at (1) Darugamura under Simna Constituency, West Tripura. (2)Devipur, Kamalasagar under Bishalgarh R.D. Block, Sepahijaja District. (3) Bamutia, R.D. Block premises under West Tripura District. After completion of Training, Bee Boxes and other equipments were distributed free of cost.

Society for Entrepreneurship Development (SOFED):

SOFED was set up in 2001 as a Registered Society with the objective of promoting entrepreneurship in the State. The Society has set up “Entrepreneurship Development Institute of Tripura (EDIT)” for this purpose, with financial assistance from Government of India, Ministry of MSME. The main activities of the Society have been as follows:

- Promoting Self-Employment and Entrepreneurship through conduct Awareness Generation Programmes, Entrepreneurship Development Programmes (EDPs), Skill Development Programmes, Management Development Programmes (MDPs) etc.
- Preparation of Business Plane/ Project Reports at reasonable charge.
- Conducting Surveys on Business and related activities.

The Department has assigned implementation of various Programmes to the Society from time to time. Some of these are as follows:

- Conducting EDP under various self-employment programmes like PMEGP/ Swawalamban etc.
- Conducting Skill Training as and when assigned by the various Government & Non-Government department/agencies.

Key Performance Indicators:

- The Society has done well since inception. The Society is financially self-sufficient and does not require any support from the State Government.
- The Society has conducted a large number of EDPs/ Training Programmes since inception. The Programmes have been conducted for Industries & Commerce Department as also under Programmes sponsored by ONGC, Coir Board, SIDBI, IL & FS, etc.

Table : 14.14 During 2019-20 (as on 31/03/2020) the Society conducted 42 Programmes, the break-up of which is as follows:

Sl. No.	Nature of programme(with Sponsor)	No. of Programmes	No. of Trainees covered
1	EDP Under PMEGP	02	68
2	EDP under Swawalamban	27	888
3	EDP Under NSSH	04	260
4	Awareness under NSSH	09	540
5	PMEGP Awareness	02	229
6	PMEGP Orientation workshop	01	65
7	Capacity Bldg. of JSS	01	20
8	EDP on DAY-NULM	01	27
	Total	47	2097

Source: Industries & Commerce Department, Tripura.

The Society has conducted so far total 1207 nos. of programmes since 2003-04 to 2019-20 (as on 31-03-2020) involving total 43236 nos. of trainees.

b. HANDLOOM, HANDICRAFTS & SERICULTURE

HANDLOOM:

In Tripura there are 1, 37,445 nos. Handloom weavers as per the National Handloom Census conducted by the Government of India. 22500 nos. weavers are in 61 nos. of Handloom Clusters. Out of 61 nos. Handloom Clusters 17 nos. in West Tripura District, 7 in Khowai District, 9 in Sepahijala District, 7 in Gomati District, 8 in South District, 5 in Dhalai District, 4 in Unakoti District and 4 in North District. The State Tripura has some unique traditional design and arts in Handloom Textiles. These earliest skilful arts have its own place of pride, even today these arts are survived despite of all odds. The Handloom Industry plays a dominant role in the economic development of rural people of Tripura.

Handloom weaving in Tripura may be classified into two broad sectors.

- **Commercial Weavers:** - The Bengali weavers are the main commercial weavers of the State. The weavers are used to weave handloom Fabrics likes Silk Saree, Acrylic Shirting, Bed cover, Bed sheet, Gamcha, Lungi, Naga Types of Shawl, Ladies Scarf, Gauge & Bandages etc. The Manipuri Community is also mostly weaving their fabric in commercial manner.
- **Domestic or non commercial weaver:** - The tribal women weave their fabrics for domestic or ritual purpose. The Directorate of Handloom, Handicrafts and Sericulture has taken Efforts to bring the weavers for commercial weaving so that

they can generate some income to increase their livelihood for last few years. The Government has extended various supports and provides backward – forward linkage to the weavers by State Plan Scheme and Centrally Sponsored Project/Schemes for upliftment of socioeconomic condition of weavers' community.

The following Schemes are being implemented in the State with fund of State and Central Governments:

1. Pradhan Mantri Jivan Jyoti Bima Yojana (PMJJBY) Social Security Scheme.
 2. Marketing promotion Scheme.
 3. Handloom Cluster Development project.
 4. Block Level Handloom Cluster Development Project.
 5. Skill up gradation programme for the weavers.
1. **Pradhan Mantri Jivan Jyoti Bima Yojana (PMJJBY):-** This is a welfare Scheme for providing General Insurance to the weaver. During the year 2019-20, 380 nos. weavers have been enrolled under the Scheme. Action has been taken to cover more no. of weavers under Pradhan Mantri Jivan Jyoti Bima Yojana.
 2. **Marketing Promotion Scheme:** This is centrally sponsored Scheme and under the Scheme the Government organizes Fair/Expo on sale of Handloom products produced by the weavers of the State. The weavers of Cooperative Societies, participate directly in the event, they sale their own product and interact with the buyers and thus they acquired with forecasting of market trend for their future years. During 2019-20, 2 nos. National Level Handloom Expo under North Eastern Region Textile promotion Scheme have been organized in the State.
 3. **Handloom Cluster Development Project under North Eastern Textiles Promotion Scheme:** 17 nos. of Cluster Development Projects are under implementation in the State. Total project cost is Rs. 8.48 crores. Out of Rs. 8.48 crores, an amount of Rs. 5.26 crores has been released by the Government of India. So far 340 nos. weavers have been provided benefit of the project.
 4. **Block Level Handloom Cluster Development Project:** The year 2019-20, the Ministry of Textiles, Government of India has sanctioned 1(one) no. Block Level Handloom Cluster Development Projects for implementation in Tripura. Total Project cost is Rs. 169.25 lakhs. Out of which an amount of Rs. 30.642 lakhs has been released by the Government of India as 1st instalment to the Implementing agencies (Primary Weavers Co-operative Society N Weavers Service Center, Agartala)). The implementation of the Project is started. Total beneficiaries to be covered are 150 nos.
 5. **Skill up-gradation Training Programme :** Adoption of latest technical know-how for sustaining the activity for better returns of the unskilled and semi skill weavers are up-graded by imparting training on new techniques and designs for four months. During training, the trainees are being paid loss of wages and after training they are being equipped with Frame Handloom with accessories at free of cost. During this financial year-2019-20, 20 nos. weavers have been trained on weaving of fabrics on Frame loom.

HANDICRAFTS:

Tripura is the hub of Handicrafts for the rich and diverse bamboo resources. Cane & Bamboo Handicrafts of Tripura are considered to be the best in the country for exquisite designs, and artistic appeal. Handicrafts activities is not only way for income generation, but also the heritage of the State. Handicrafts items produced by the skilled artisans is in high demand in National and International market. At present, there are 19 cluster in the State.

For the development of Handicrafts sector of the State the following programme has been taken up which are as follows:

Skill Up-gradation training programme: The Department is continuing skill up-gradation training programme for production of marketable items as per the market demand. During 2019-20, 150 beneficiaries have been provided skill up-gradation training for production of quality and value added products with the various Department/Organisation fund.

Providing Working Capital: To provide working capital an amount of Rs.15.58 lakhs has been provided to 11 nos. cluster Co-operative Societies.

Setting up Urban Haat Project : The State Government has established Urban Haat in the heart of Agartala City with the aim to establish a marketing platform and to create an urban recreation Hub. 1st phase Project already completed phase-II project is on progress.

Development of THHDC COMPLEX the total project cost is Rs. 8.81 crore, project works is on progress.

The PWD (R&B) Department is the Implementing Agency of the project. The required fund has been sanctioned by the TIIFB (Tripura Infrastructure Investment Fund Board)

SERICULTURE:

In Tripura, Mulberry Sericulture was started during 5th five-year plan with the recommendation of NEC with small infrastructure. Initially Sericulture was confined only in the Government Farm. Gradually extension was intensified in the nearby villages with interested beneficiaries under State Plan fund. This practice was continued till 1994-95. Later, during 1995-96 cluster approach was adopted for implementation of Sericulture scheme to increase productivity of cocoons as well as to boost up the income generation of beneficiaries. 20 Sericulture Clusters are now functioning in 8 District. About 90% of mulberry farmers are women.

Table: 14.15 Progress of area coverage and cocoon production is Stated below;

Year	Beneficiary	Mulberry Plantation	Cocoon production	Raw silk production
2019-20	800 nos.	400 acres	30 MT	2.6 MT

Source: HHS, Government of Tripura.

State Plan Schemes: State Plan Schemes are meant for to supplement the efforts being made under the Central Schemes. Total budget provision for 2019-20 was Rs.26.70 lakh out of which Rs.26.66 lakh was received and expenditure

incurred Rs.21.52 lakh. The fund mainly utilized for providing support to 14 societies for purchase of planting materials, plant protection components, organizing awareness programmes, renovation of office buildings, stipend for training and development of Sericulture in the area of TTAADC.

MGNREGA: During 2019-20, total 400 acres plantation was raised under MGNREGA and 995 beneficiaries have been benefited. Total an amount of Rs.201.59266 lakhs was utilized.

Centrally Sector Scheme (CSS):

- i) **Integrated Sericulture Development Project (ISDP) under NERTPS:** The project ISDP was sanctioned by the Ministry of Textiles, Government of India during 2014-15 for 3 years (2014-15 to 2016-17) for development Sericulture in west Tripura. Later, it extended upto March, 2020 for implementation. Total project cost was Rs. 47.94 crores of which Government of India share Rs. 33.20 crores. The Ministry of Textile, Government of India released Rs. 30.03 crores, UC submitted of Rs. 26.32 crores. During 2019-20, an amount of Rs.1.51 crores was utilized through society to develop 75 acres mulberry plantation, establishment of 4 Chawki Rearing Centres and for development of marketing infrastructure for cocoon and raw silk. During project period, total 1059 beneficiaries have been benefitted.
- ii) **Intensive Bivoltine Sericulture Development Project for Dhalai Dist. (IBSDP) under NERTPS:** The project IBSDP was sanctioned by the Ministry of Textiles, Government of India during 2015-16 for 3 years (2015-16 to 2017-18) for development of Bivoltine Sericulture in Dhalai District which is also extended upto March, 2020 for implementation. Total project cost was Rs. 29.45 crores, Government of India share Rs. 25.95 crores. The Ministry of Textile, Government of India released Rs. 24.65 crores of which UC for Rs. 24.23 crores submitted. During 2019-20, Rs. 2.9362 crores was utilized for construction of 200 rearing house, 150 mounting hall, 2 Chawki Rearing Centres and establishment of 1 Twisting Plant. Total 1014 beneficiaries have been benefitted during project period.
- iii) **Intensive Bivoltine Sericulture Development Project for Sepahijala District (IBSDP) under NERTPS:** The project IBSDP Sepahijala District was sanctioned by the Ministry of Textiles, Government of India during 2019-20. Total project cost is Rs. 31.11 crores out of which Rs. 3.16 crores released as 1st instalment for plantation development, construction of rearing house, Kissan nursery and training for field functionaries and beneficiaries.
- iv) **Value of cocoons and Silk fabric:** Total cocoon production for 2019-20 is 30.00 MT. The value of Cocoons comes to Rs. 90.00 lakh which directly earned by beneficiaries conducting 5 crops and 2.6 MT raw Silk utilized for production of Silk fabrics which worth about Rs.182.00 lakh.

C. INFORMATION TECHNOLOGY IN TRIPURA:

1. Background:

In Tripura, IT activities were initiated in a serious manner in April, 1999, with setting up of a separate Directorate of Information Technology (DIT) in the State. A Six Storied Information Technology (IT) Bhavan at Indranagar, Agartala has been inaugurated on 24th April 2017, having total 89,292 sq. feet carpet area. The said IT Bhavan has housed one Software Technology Park (STP) managed by STPI. This will promote the IT/ITeS industries in the State and create employment avenues to the IT educated youth within the State. Government is incentivizing the IT/ITeS promotional schemes for promoting STPI (Software Technology Park, India) within the State. This will create IT/ITeS investor friendly environment and opportunities within the State. Another STP at Agartala Lichubagan Market Complex is also in operational. The major service engagements will be provided by the IT /ITeS companies would be:



- ❑ BPO and Call Centers services.
- ❑ ESDM Innovation Center services.
- ❑ Web Development – hosting, authoring & maintenance services.
- ❑ Internet Service Provider with shared internet facility services.
- ❑ Software Development and IT Services.
- ❑ IT/ITeS Support-24X7 Services.

Information Technology (IT) is one of the critical sectors that ride on cyberspace. Ensuring a safe cyberspace is of paramount importance to Government of Tripura.

2. Digital Connectivity status across the State:

Under **SWAN** (State Wide Area Network) coverage, all DMs, SDMs and BDOs offices were initially connected through 2 Mbps leased lines. However, in view of increase in usage of the network, the bandwidth has been upgraded to 4/8/10/100/1000 Mbps depending on the requirement. As on date, total 84 SWAN Point of Presences (PoP) has been setup to connect SHQ, All DMs, All SDMs, All BDOs through SWAN.

Under **Horizontal Extension of SWAN** (HSWAN) project 382 no. of offices have already been connected for providing data, voice and video services through RF (Radio Frequency), OFC (Optical fiber cable) and Ethernet Technology.

BharatNet (earlier NOFN) is being implemented by Bharat Broadband Network Ltd. (BBNL), a Government of India Enterprise. The objective of the project is to connect all the Gram Panchayats (GPs) with high speed Broadband through optical fiber cable (OFC). At present, there are 1178 GP/VCs and 58 Blocks in Tripura. Out of 1178 GPs/VCs, total 680 GPs/VCs (including pilot) have been connected under BharatNet.

Tehsil Connectivity: Internet connectivity to 23 Tehsils through optical fiber cable from nearest SWAN PoP (at DM/SDM/BDO Offices) having maximum distance up to 500 meter have been covered under eDistrict. BSNL has already

provided internet connectivity to 50 Tehsils with land line broadband. So, total 73 Tehsils have been connected.

The *Wi-Fi connectivity* was setup at State Secretariat, Tripura Governor's Secretariat and Residence of the Hon'ble Chief Justice, Tripura High Court to facilitate uninterrupted internet connection.

3. Tripura State Data Centre (TSDC): TSDC established in December 2010, provides data centre service to different Departments/Organizations for hosting, running and storing their applications, etc for delivering services to citizens. TSDC has implemented Cloud Technology solution in 2016 calendar year and started offering Cloud services to State Departments. Around 105 websites and 62 applications are hosted in TSDC. Work is in progress to shift TSDC to new Data Center at IT Bhawan.

4. Digital Transformation of Government Services across the State:

Digital Seva (e-District) Project: eDistrict project has been implemented in the State to deliver citizen centric services online. Citizen can make online application and receive digital signed certificate/ output online. Initially 21 services were planned to launch under this platform. Currently, 24 services are operational under eDistrict online platform. E-District services are integrated with Digital Signature (DSC), SMS gateway, email gateway, payment gateway, CSC, CSC wallet, UMANG, DigiLocker etc. Work is in progress to on-board more services.

eOffice: The eOffice is a Mission Mode Project under the flagship Digital India (DI) programme. It is aimed to conduct the office procedures electronically for a simplified, responsive, effective and transparent working in government offices. eOffice is implemented in different Departments of State Government. eFile Management System has been implemented in the Directorate of Information Technology and started in Planning (P &C) Department, Finance Department and in the Office of the District Magistrate West Tripura. Further, File tracking System of eOffice is also implemented in 6 (six) Departments within the State Secretariat, Directorates of Industries & Commerce and at Tripura Biodiversity Board. eOffice implementation in the Government of Tripura received the award for the Usage of ICT in Rural Development at the Business world India Digital Summit Awards 2018 on 18th May 2018 at New Delhi.

eProcurement: For this purpose, e-procurement solution developed by NIC accessible at URL: <https://tripuratenders.gov.in> is being used by all most all Departments/ Directorates of the State Government. Approximately, 115 Organisations/Departments/Offices were enrolled under this platform. Training on eProcurements is being given as and when required by the concerned departments.

GEM Adoption within the State: GeM is an online Market Place for goods & services for Government users. For the adoption of GeM and eProcurement tools within the State's departments, several workshops have been organized. The objective of the workshop was to increase the adoption of GeM by the State departments by introducing the participants to GeM procurement workflow, demonstrate its usability and to sensitize the State employees to the need for on boarding with suggested amendment to relevant rules and regulations for

procurement. Different Departments/ Directorates of the State Government are using GeM for Government procurement.

Updates on CSC Setup across the State: Common Service Centres (CSCs): CSCs have been envisaged as the primary delivery channel for the citizen centric services of e-Governance initiatives under Digital India Programme. Apart from e-Governance Services, CSCs are also providing other B2C services like Banking Service, Insurance, Utility Bills payment etc.

CSC Status in Tripura Registered CSCs – 1227 (GP/VC level-1015, Urban-212).

GP/VC Covered – 850 nos.

Active CSCs – 969 nos.

Some of the CSC Services are: eDistrict Services, Banking Services, Insurance Service, PM Fasal Bima Yojna, PAN Card, e-Municipality, Electricity bill etc.

Digital Literacy: Under PMGDISHA four Training Partners and 610 Training Centers have been approved till date. As on date around 111351 numbers of students have been registered, 73062 numbers of trainings are completed and certified candidates are 55175.

Digital Payment: Directorate of Information Technology (DIT) has conducted several awareness programs on Digital payment and BHIM covering all State Government Departments and Directorates. DIT has conducted awareness program on Digital India Initiatives, Digital payment and BHIM at M.B.B. College and Tripura Institute of Technology. State has coordinated with CSC for merchant on boarding on BHIM QR. TSECL (for electricity bill) and TNGCL (for gas bill) are already on boarded on BBPS. **Direct Benefit Transfer (DBT):** DBT Portal has been implemented in the line department at Tripura.

Capacity Building: Approximately 600 Government employees of various departments across the State were trained in IT and Digital Services (Including Information Security Management, Digital Payments & Cyber security etc) in FY 2019-20.

Software and Application Development: More than 75 websites and 17 application of various Department/Organisation of the State has been developed as on date as a tool to reach out to the citizens. More numbers of development of websites and application are also in progress.

d. INFORMATION & CULTURAL AFFAIRS:

The Information and Cultural Affairs Department is the nodal agency for maintaining effective communication and acts as a bridge between the Government and the public. It is one the oldest departments existing since 1956.

Mandate: The mandate of the department is twofold. One is to provide clear and precise information to the people in regard to policies, public welfare decisions, schemes of the Government and other departmental activities

The cultural affairs wing aims to preserve, promote and propagate the rich cultural heritage of different ethnic groups of the State. Also cultural diversity of the State is widely promoted by organising various festivals and fairs, street drama, workshops, seminars and so on in which Loka Ranjan Sakhas and local

cultural organisations play a vital role. This section coordinates with Sangeet Natank Academy (SNA), National School of Drama (NSD), North-east Zone Cultural Centre (NEZCC), Eastern Zone Cultural Centre (EZCC), Ministry of Culture etc., to promote and organise various cultural exchange programmes.

The Rabindra Satabarshiki Bhawan, Nazrul Kalakshetra and Muktheadhara auditorium run under the Society namely “Management for Society of Cultural Complexes” under ICA Department is also managed by this section.

Table : 14.16

Sl. No.	Indicator	2019-20
1	Cultural Exchange Programme	07 nos.
2	National Level Programme	04 nos.
3	Fairs & Festivals	20 nos.
4	Street Drama	39 nos.
5	Jatra/ Lokjatra	05 nos.
6	Cultural Workshop	70 nos.
7	Drama staged	01 no.
8	Book Fair	01 no.
9	Cultural Programme	439 nos.
10	Exhibition	15 nos.

Source: ICA Department, Tripura.

News Bureau: News Bureau deals with press releases, news briefs and press conference, covering government programmes etc.

Table : 14.17

Sl. No.	Indicator	2019-20
1	Press Release	4158 nos.
2	Round-up	359 nos.
3	Press Conference	81 nos.
4	Features/ Success stories	25 nos.
5	Video coverage	44 nos.
6	Photo coverage	596 nos.
7	Training Programme with Media Person	01 no.
8	National Press Day	01 no.

Source: ICA Department, Tripura.

Face book & twitter accounts of the department & districts have been activated for instant dissemination of the information regarding various activities of ICA Department.

Advertisement: Advertisement section deals with the release of classified and display advertisements. It receives the requisition of advertisement from the various departments, districts and as per the requirement forwards it to the newspapers. After confirmation, the bills are generated and payment is done.

This section also deals with enlistment of newspapers, accreditation of journalists and welfare of journalists (through Journalist welfare fund and pension scheme). At present, there are 61 enlisted newspapers of which 2 are in ‘A’ category, 11 in ‘B’ category, 9 in ‘C’ category(daily) and remaining 39 in C category (weekly papers) and 14 nos. enlisted Cable channels and 6 Nos. enlisted websites.

Table : 14.18

Sl. No.	Indicator	2019-20
1	Display advertisement	1968
2	Classified advertisement	3015

Source: ICA Department, Tripura.

a. The Government has decided to increase the pension for retired journalists from Rs.1000 to Rs.10000/- per month

b. Financial assistance amounting to Rs.2,00,000/- only under the Tripura Working Journalists Welfare Scheme, Rs.2000 was given in favour of Sri Biswajit Sharma, Journalists, Tripura Times for better treatment.

Publication: This unit is responsible for publishing newspaper/periodicals including publicity materials. Monthly publications like Nutan Tripura and Tripura Sambad in Bengali language, Tripura kagtoon in Kokborok, Tripura Sadak in Chakma language, Tripura Che (Manipuri), Tripura Che (Bishnupriya Manipuri) and Tripura Today in English are being brought out by this section. Various folders on occasion like Kharchi Festival, Statehood Day etc. are also published by this section.

Rural Publication: This section through various media like Information cum Facilitation Centres, Lok Ranjan Sakhas, Readers Corners, takes the policies and welfare decision of the State to the rural public.

Table : 14.19

Sl. No.	Indicator	2019-20
1	Total No. of Lok Ranjan Sakha	371 nos.
2	Total no. of information cum Facilitation Centre	69 nos.
3	Group Talk/ Group meeting organised	1267 nos.
4	Seminar / Meeting organised	174 nos.
5	Meeting of Zilla Parishad/ Panchayat Samithi organised	860 nos.
6	Fortnightly confidential Public Reaction Report communicated	55 nos.
7	Special Camp organised	638 nos.
8	Readers Corner (Pathachakra)	21 nos.

Source: ICA Department, Tripura.

Distribution section: This unit is responsible for distribution of Government Newsletters, Books, Booklets, Folders, Leaflets and other publications among the media, institutions and common people throughout the State. There is also newspapers are supplied to the members of the State Council of Ministers and senior officials.

Photography: This section is equipped with modern cameras, training for photographers and development in line with modern techniques is being planned.


Library : This library has been started in 1975 and as on date, it consists of more than 9000 books. These are referred by researchers. Since 1978 newspapers are being preserved in this section. These are all need to be digitized.

Initiatives taken/ planned:

- a. Lalit Kala Academy organized Art Festival at Agartala in collaboration with ICA Department, Government of Tripura.
- b. On 12th November, 2018 Lalit Kala Academy & Government of Tripura jointly laid the foundation stone for setting up of Regional Centre of Lalit Kala Academy in the premises of Nazrul Kalakshetra Agartala in the Presence of Sri Biplab Kumar Deb, the Hon'ble Chief Minister of Tripura & Sri Uttam Pacharni , Chairman of Lalit Kala Academy. The planning & construction work is in process.
- c. ICA Department in association with SRFTI, Kolkata is introducing short-term course in the basement of auditorium S.D. Barman Government Music College; Lichubagan Agartala Tripura Housing & Construction Board is preparing the work of construction of the said project.

e. TOURISM :

Tripura-An Overview: The beauty of this erstwhile princely State derives from the splendour of its natural setting and its dazzling heritage. Tripura is blessed with its scenic beauty, historic palaces, rock-cut carvings, stone sculptures, museums, breath-taking verdant hills, Buddhist and Hindu holy places and bio-diversity treasure troves in the form of wildlife sanctuaries. Tripura's pollution free, eco friendly environment, pleasant climate and its cross-cultural ethnic diversity, its rich tradition of handicrafts and handloom are tempting enough to draw the attention of the tourist.



West Tripura District:

Tripura State Museum- Ujjayanta Palace: The gleaming white Ujjayanta Palace located in the capital city of Agartala evokes the age of the Tripura Maharajas. It is a unique experience to witness living history and royal splendour within the walls of Ujjayanta Palace. Constructed a little over a hundred years ago in 1901 A.D., this Indo-Saracenic building is set amidst large Mughal-style gardens on a lakefront. The Royal Palace which stands in the capital city Agartala covering one sq. Km. area was built by Maharaja Radha Kishore Manikya and houses the State Museum at present.

Heritage Park : The Heritage Park, is through an imposing gate depicting the rich mixed cultural heritage of Tripura, both tribal and non-tribal. It is located in the city of Agartala. The park has three segments, viz. (i) mini-Tripura located in about three acres of land at the entrance, (ii) central area being raised as natural forest, and (iii) a plain table land with medicinal plants, herbs and shrubs. There is a walking track of 1.1 km running along the periphery of the park.

Benuban Vihar: This Buddhist shrine is located in the city of Agartala. Some exquisite metal idols of Lord Buddha and Bodhisattva inside the temple are of Burmese (present Myanmar) origin. His holiness the 14th Dalai Lama also visited this shrine.

Chaturdash Devta Temple: The worship of Fourteen Gods has an old history and legend associated with it. During the time of Mahabharata, Trilochan was the king of Tripura who used to worship these Fourteen Gods as Royal deities. It is located in Khayerpur, Old Agartala. The ruins of old Royal Palace can still be seen beside the temple of the Fourteen Gods.

Durgabari Tea Garden: The agro-climatic conditions of Tripura are suitable for the development of tea tourism. Tripura has a history of tea plantations going back to 1916. Tripura occupies 5th position among the 14 tea producing States, after Assam, West Bengal, Tamil Nadu & Kerala. There is considerable scope to increase the area under tea plantation as well as productivity.

Khumulwng Eco-Park: The Khumulwng Eco-Park is situated within the Tripura Tribal Areas Autonomous District Council Head quarter, Khumulwng. It is an attractive and comfortable tourist spot, not far from Agartala, the capital of Tripura.

Gedu Mia's Mosque: The Gedu Mia's Mosque is a place of pride for the Muslims of Tripura. It is situated in the heart of the city of Agartala. The architectural view and style of this mosque is unique.

Akhaura integrated check post: The Agartala-Akhaura check post is the second largest trading centre with Bangladesh after Benapole and Petrapole in West Bengal. People come here to witness the ceremony in which flags of the two countries are lowered by security personnel through a mutually coordinated performance.

Sepahijala District:

Sepahijala Wildlife Sanctuary: Sepahijala Wild Life Sanctuary is truly the biodiversity heaven of Tripura with an area of 18.54 sq.km. The Sanctuary has several wild animals such as the leopard, clouded leopard, jungle fowl, civets, barking deer and wild pig.

Kamalasagar Kali Temple: It is situated just beside the Indo-Bangla border. Maharaja Dhanya Manikya (1440-1520) dug a large water body in front of the temple and named it Kamalasagar following the name of his wife Kamaladevi. Over the years, the Durga temple of Kalyan Manikya turned into the Kali temple of Kasba.

Neermahal: Melaghar is an important tourist spot in Tripura which is famous for Neermahal (water Palace) located in the midst of the scenic Rudrasagar Lake. Built in 1930 as the summer residence of Maharaja Bir Bikram Kishore Manikya, the palace was inspired by Mughal and Hindu architectural styles. The spectacular edifice still reflects the grandeur of its past glory and casts its spell on the mind of the visiting tourists. It is the only water palace in North East India. The lake covers an area of about 5.3 sq. k.m.

Boxanagar Buddhist Stupa: Recently after denudation of a natural forest area, ruins of a brick built building emerged in the northwestern part of Sonamura Sub-Division on the edge of the border with Bangladesh. Attention of the Archaeological Survey of India was drawn and they took over the site. There an idol of Lord Buddha was discovered and it was confirmed that it had been a Buddha Temple.

Gomati District:

Tripurasundari Temple: The 11th century old Tripura style of temple architecture is located on the hilltop situated at Udaipur (the former capital of Manikya dynasty Kings). Tripurasundari temple occupies a place of distinction among all the Hindu religious shrines as it earns special veneration on account of being one of the 51 Shakti Peethas of Hindu Centre of worship.

Bhubaneswari Temple: Bhuvaneswari Temple is a famous temple situated on the bank of the Gomati River. It is located in Udaipur, Gomati District. This Temple is immortalised in two of Rabindranath Tagore's plays – namely “Rajarshi” and “Bisharjan”. The Bhuvaneswari Temple is a rare specimen of temple architecture. Maharaja Govinda Manikya built this temple in between 1667 and 1676 AD. It is located near the old Royal palace.

Gunabati Group of Temple: All these three temples covered with a four-chaala roof and these are built not quite far above the ground.

Tepania Eco-Park: A unique destination for Eco-Tourism, this Eco-Park has orchidarium, cactus house, tree house, hanging bridge, watch tower, bamboo huts, tourist park, cottages, water body, nursery and food court. Red jungle fowl, variety of reptiles and spectacled monkey are the main attractions.

Chabimura (Debtamura): Chabimura is famous for its panels of rock carvings on the steep mountain wall on the bank of Gomati. There are huge carved images of Shiva, Vishnu, Kartika, Mahisasurmardini Durga and other gods and goddesses. These images date back to 15th - 16th centuries A.D.

Dhalai District:

Dumboor Lake: Dumboor Lake is a confluence of rivers Raima and Saima. This is a massive and charming lake. “Narkel Kunja” or “Coconut Island”. Subsequently it has emerged as one of the prime tourist destinations. Boating along the surrounding hills and the islets in their enchantingly emerald green present a soothing and memorable experience. There is a Hydel project near the lake and the area is called Tirthamukh where a famous fair is held every year on the occasion of Poush Sankranti.

South Tripura District:

Pilak: Pilak is a place of attraction for its archaeological remains dating back to 8th - 9th centuries. The place is a treasure house of Buddhist and Hindu sculptures. Some huge stone images of Avlokiteswar of 9th century A.D. and Narasimha image of 12th century A.D are found here. Two bronze statues of Buddha were discovered in Hrishyamukh near Pilak.

Trishna Wildlife Sanctuary: Trishna Wildlife Sanctuary covers an area of 194.708 sq. km. The sanctuary is famous for Bison, lakes, Butterfly Park and migratory birds population and these are the great attractions for the visitors. It is also home to the Spectacled Monkey, Hoolock Gibbon, Golden Langur and Capped Langur.

Bharat-Bangladesh Maitree Udyan: Located near the Indo-Bangladesh international boarder, the Bharat-Bangla Maitree Udyan is a park built at Chottakhola and is spread over 20 hectares of area. It is a tribute to Indian

soldiers and Bangladeshi freedom fighters who sacrificed their lives during the Liberation War of 1971.

Chandrapur Mosque: In 1992 is marked as a watershed year in post-independence Indian history because of the destruction of Babri Masjid at Ayodhya in Uttar Pradesh. As a pleasant coincidence people in Rajnagar area under Belonia subdivision of south Tripura discovered the remnants of a medieval mosque concealed from public view by trees, plants and bushes that very year.

Mahamuni Pagoda: The Buddhist Shrine of repute and veneration, Mahamuni Temple not only draws devotees from within India, it attracts Buddhist pilgrims from far off countries like Thailand, Sri Lanka, Myanmar and from neighbouring Bangladesh. The ambience of this holy place is wrapped in an aura of sublime divinity. His Holiness the 14th Dalai Lama also visited this shrine.

Kalapania Nature Park: Kalapania Nature Park covers an area of 21 hectares of land set in nature's paradise amidst a charming ambience of natural beauty. A lake with serene blue water in the midst of two hillocks adds beauty to the surroundings. At the height of Bangladesh crisis in 1971, Kalapania had played host to thousands of refugees from that country. The refugees had duly left and Kalapania returned to languish in days of desolation, obscure even to most of the people in Sabroom subdivision.

Khowai District:

Baramura Eco-Park: The Baramura Eco-park nestled in the verdant forests at the fringes of Baramura-Deotamura Reserve Forest where Baramura Hill Range meets the plains is a manifestation of the need for conservation of the ecological biodiversity of Baramura Hills.

Banabithi Eco-Park: It is one of the prime rural tourism destinations of the State. In addition to this two other parks “Jhilmil” and ‘Junglemahal have also come up.

Unakoti District:

Unakoti : Unakoti means one less than a crore. Unakoti is an important site of archaeological wonder. It is a Shiva shrine dating back to 7th - 9th centuries A.D. The site consists of several huge vertical rock-cut carvings on hillside. The Unakoti rock-cut carving has the distinction of being the largest bas-relief sculpture in India

North Tripura District:

Jampui Hills: The charming landscape of Jampui Hills, located in Kanchanpur Sub-division, is known to be the permanent seat of spring for its unique climate. Jampui hill range is situated at an altitude of about 3000 feet. The excellent Jampui hill has bracing climatic conditions, verdant forests, enchanting and abounding floral treasures including the tapestry of myriad orchids and panoramic view-points.

Concluding remarks:

The State has a good potential for industrialisation. Low availability of infrastructure has actually made the process of industrialisation extremely difficult in the State.

The agro-climatic condition and fertile soil are favourable for development of processing industries in the State. Besides, the State has potentiality for promotion of gas based as well as fertilizer and rubber based industries. The State is second largest producer of rubber after Kerala.

The State has also tremendous potentiality for bamboo-based industries including traditional handloom and handicraft industries. Moreover, the State is a traditional tea growing State, which has ample scope for improvement by adopting modern technology.

Eco-tourism is another area, where the State can expand infrastructural facilities for augmenting income and employment.

The official trade between Tripura and neighbouring Bangladesh started since 1994-95 need to be developed for exploring the greater economic prosperity.

There is need to set up a Software Technology Park (STP) to facilitate setting up of IT industries in Tripura. The STP provides infrastructure facilities to new IT entrepreneurs for augmenting investment as well as employment.

Chapter-15

EDUCATION

a. SCHOOL EDUCATION:

The vision of the State Government is to make the State of Tripura as a Modal State in India and human resource development is considered as one of the major factor to achieve the vision. School Education department deals with student of pre-primary to Higher Secondary stages. To fulfil the vision of State Government School Education Department fix a goal to develop schools as a participative learning organizations to improve quality of education. Directorate of Elementary Education, Directorate of Secondary Education, Directorate of Kokborok & Other Minority Languages, SCERT & Tripura Board of Secondary Education make their sincere effort to achieve the goal by introducing comprehensive Learning Enhancement Programme, framing dynamic syllabus, new examination system, training of in-service teachers, taking digital initiatives, introducing vocational education, appointing of qualified teachers etc. Further, Centrally Sponsored Schemes, namely Samagra Shiksha Abhiyan, Mid-Day-Meal & State Literacy programme have been implementing as developing programme for improvement of quality of education.



The Salient achievements/activities made by the School Education Department in the year 2019-20 are briefly highlighted as below:

1. Adoption of NCERT Curriculum & Syllabi:- NCERT syllabi have been introduced in all Government and Government aided schools from the academic year 2019-20. In this regard, the translation of NCERT textbooks in Bengali for classes I to XII, printing and distribution of NCERT textbooks among the students throughout the State has done before starting of the academic year. Accordingly Academic Session & timing of schools have also been changed to cope up with the session of NCERT. Training of 31263 teachers of NCERT curriculum completed.

2. Logo for Education Department: A Logo for School Education Department has been launched.

- There are 4,940 schools (including Madrasa) in the State in 2019-20 with 1,635 schools in TTAADC.
- 4,32,279 students of Primary and Upper Primary have been benefited under Mid-Day-Meal Scheme during 2019-20.
- There are 7,36,938 enrolment (including Madrasa) in the State in 2019-20 with 57,292 enrolment in TTAADC managed schools.

3. NUTAN DISA: Government of Tripura in School Education Department has launched a new scheme namely “*Natun Disha*” – a comprehensive Learning Enhancement Programme (LEP) for overall improvement of learning outcome of the children reading in classes III to VIII. To assess the basic language and arithmetical skill of the students from classes III to VIII, a Comprehensive Baseline Survey was conducted in all Government and Government Aided Schools including Madrassas and SPEMM from 25th February, 2019 to 28th February, 2019 in collaboration with Pratham Education Foundation. A total no. of 3,16,270 students out of total enrolled 3,20,946 (98.54%) had attended the survey. 42.5% of the total students of Class III to VIII only were class appropriate for reading and only 18.78 % of the total students of Class III to VIII only were able to do Division. Without these basic skills, students cannot learn anything their teachers are trying to teach them.

To improve the skill of students the following remedial measures have been taken:

- Organised Parent Teacher Meeting three times and 70% parents attended the PTMs.
- Organised Summer Camp for the students who are not grade appropriate as per Baseline Survey.
- Trained 220 KRPs who in turn trained around 17842 teachers.
- Supply of non-instructional materials to 1,80,000 the students and instructional materials to the 17842 teachers .
- Weekly Tests were conducted for periodical assessment of the progress of the students.
- Engaged 400 Academic leader for additional support and handholding for the teachers .
- Learning Enhancement Classes were taken for 1,80,000 students who were not grade appropriate as per Baseline Survey.
- 220 KRPs, 17842 teachers, 12000 HMs and Teacher in-charge were given training on CAMAL methodology.
- Practice teaching session for KRPs were conducted in selected schools.
- IS, DEO were given training on conducting Academic Inspection.

4. IT initiatives for monitoring and assessment : Developed an MIS named *Shiksha Darpan* by Empower for monitoring and assessment. Daily attendance were recorded in the system Half Yearly exam marks were entered in the system through mobile app Detailed record of all 4.2 lakh students are entered into the system. Details of 29000 teachers recorded in the system (Transfer of the teacher is also done through the system). For better monitoring students are assigned to a particular teacher.

5. Chief Minister’s Annual State Award for Academic Excellence to Meritorious students: In the Madhyamik and Higher Secondary Examination conducted by TBSE during 2019, the top five rank holders, top 5 Girls students, top 5 rank holders belonging to ST, SC, OBC and RM families and toppers in the 23 subjects of Higher Secondary Examination , in total 91 students has been awarded with an Apple iPad and a certificate of appreciation in this year 2019 under this programme.

- 6. Bi-cycle distribution to all Girls' students of class IX:** Total 26,530 Bi-Cycles were distributed to the all girls students reading in Class-IX (State Government & State Government Aided Schools) during 2019-20.
- 7. Smart classes:** Total 480 video Classes have been recorded under e-Classroom project. The Doordarshan Kendra Agartala has telecast 400-recorded classes in DDK Agartala channel. 355 videos have been uploaded in YouTube channel 'Tripura Siksha Bandhu'. Names of 32 schools have been proposed under Smart Virtual Classroom project in Dhalai Aspirational District.
- 8. Handing over close/low enrolment schools:** 20 nos. of close down/low enrolled State Government schools has already been handed over to "Indian Tribal Care Trust" for establish English Medium School.
- 9. Centralized Examination Unit:** To ensure standardization in assessment and comparison of learning outcomes across the State, question papers for half-yearly and final examinations are designed, printed in secrecy and delivered to all schools across the State with a uniform date sheet for school-based exams.
- 10. Introduction of ACR formats for Teaching & Non- Teaching staff:** There was no regular Annual appraisal before 2019. ACR system has been introduced for all DEO's/Inspector of Schools, HM, TICs/Teachers – total upto 45000 staff have been brought under ACR system and for that 5(five) separate formats have been developed for different categories of teaching and non-teaching employees including contract and ad-hoc teachers. Academic performance of students as the main criterion for teachers performance.
- 11. All Students to Appear:** All students of class X and XII who have minimum 60% attendance has been allowed to appear in Board examination and no student who has enrolled in Xth or XIIth class has been denied permission to sit in board exam because of weak academic performance in Test.
- 12. Mission 30:30:** A 30 days mission programme w.e.f. 20th January 2020 for remedial coaching to 30% academically weaker students as per results of Half-yearly examination 2019 conducted through Centralized Examination Units has been launched for improvement of their academic progress namely 30 : 30 was successfully organized in all Government& Govt aided schools.
- 13. Appointment of teachers:** Appointment of adequate number of qualified teachers have been made at different stages as per NCTE guidelines to provide quality education in schools through Teachers Recruitment Board, Tripura. 664 nos. teachers have been appointed during 2019-20 through Teachers Recruitment Board, Tripura (PGT- 11, GT(for IX-X)- 428, GT(for VI-VIII)- 170 & UGT- 55 Teachers Eligibility Test (TET) have been conducted by TRBT in Oct. 2019 on relaxation criteria as granted by MHRD. The process of appointment of Elementary Teachers under relaxation criteria is under process.
- 14. Introduction of Science stream, commerce stream and up-gradation of schools:** Science Stream has been introduced in 12 Higher Secondary schools. Commerce stream has been introduced in 08 Higher Secondary School. 26 schools have been up-graded (Junior Basic to Senior Basic – 06, Senior Basic to High - 10 & High to Higher Secondary – 10) during 2019.

15. Introduction of Vocational Education in schools: Vocational Education has been introduced in 24 Higher Secondary Schools in Electronics & Hardware, Agriculture, Beauty & Wellness, and IT & IT eS. Instructors have also been selected. Three teachers have been nominated for one year Vocational training at Bhopal, Madhya Pradesh. Exposure visit come hands on skill training has been conducted for the enrolled students of 24 approved schools. This year (2019-20) PAB have approved introduction of Vocational Education in more 56 nos. schools.

16. Effective Implementation of Aspirational District Plan: Special attention has been given in Dhalai District, the educationally backward District in the State as declared Aspirational District NITI Ayog. The State Government also declared 12 Blocks in the State as Aspirational Blocks for facilitating different aspects including education.

17. Establishment of Sainik School: 50 acres of land at Mohanpur and 30.70 acres at Mayachari, Dhalai District have been identified. Senior army officer from Sainik School Sangathan has already visited the places. A correspondence regarding establishment of the Sainik School was made by the Hon'ble Chief Minister, Tripura to the Hon'ble Defence Minister, Government of India.

18. Establishment of Kendriya Vidyalaya & Jawahar Navodaya Vidyalaya:

Kendriya Vidyalaya, Hurua, North Tripura: Land has been identified at Hurua, Dharmanagar under North Tripura District for establishment of Kendriya Vidyalaya. Renovation of temporary structure at Padmapur HS School, Dharmanagar has been done by expenditure of Rs. 35.71 lakhs completed. Further Hon'ble MP of Tripura has been sanctioned Rs. 40.00 lakhs for the work which has been mentioned in the report of Inspection committee of Kendriya Vidyalaya Samity.

Kendriya Vidyalaya, Udaipur, Gomati District: 10(Ten) acres of land at Fulkumari mouja under R.K.Pur Tehsil Kachari has already been identified for Kendriya Vidyalaya. Renovation of temporary structure at the identified location at Bandwar, Udaipur, Gomati District has been done by expending Rs.50.68 lakh. Arrangement of internal electrification, internal road, pipeline water, Temporary boundary wall etc. has been done. Deputy Commissioner Kenddriya Vidyalaya Sangathan through his letter informed that KV of Udaipur has been found suitable for opening of Vidyalaya.

Jawahar Novodaya Vidyalaya, Hezamarz, West Tripura District: 20 acres of land have already been identified at Mohanpur West Tripura and allotted in favour of Navodya Vidyalaya samiti by the Government of Tripura. Temporary structure for starting the school temporarily have also been identified and proposed to Novodya Vidyalaya Samiti. The school has already been sanctioned on 24/09/2019 for starting during 2019-20.

Jawahar Novodaya Vidyalaya, Pecharthal, Unakoti District: Land measuring 20 acres at Uttar Marachara, Pecharthal under Unakoti District was proposed to Novodaya Vidyalaya Samiti for approval. Proposal approved by Novodaya Vidyalaya Samiti on 06-03-2020.

- 19. Establishment of 04 (four) new DIET:** MHRD has approved the proposal for establishment of 04 (four) new DIET at Sepahijala, North, Khowai and South District in Tripura. Land has already been identified.
- 20. Tripura Science and Maths Talent Search Exam:** To encourage students to appear in NTSE etc and study science in senior classes, talent search examination in Science and Mathematics for students of class IX has also been introduced. Each of 400 successful students will get Rs. 500/- per month as scholarship for 15 months. All students of government schools who enrol for the examination will get special coaching free of cost, for 8 weeks, by a teacher chosen by the parents, to prepare the students for the exam. Guidelines has been prepared and circulated. Base off-line portal is already prepared; it is in trial mode and will be operational soon. Test of data is going on in off-line mode.
- 21. Amendment of Recruitment Rules (RR) for Teachers:** Recruitment Rules (RR) for Under Graduate, Graduate & Post Graduate Teachers have been amended based on the NCTE guidelines.
- 25. Opening of Pre-Primary/ Nursery section in schools:** State Government has started pre-primary level in 50 schools to strengthen the foundation skill of the children.
- 22. Amendment of the RTE Act, 2009 (No Detention Policy):** The Ministry of Human Resource Development (MHRD), Government of India has amended the section of 16, in 2019 regarding “No Detention Policy”. In accordance with the MHRD amendment the Department has also implemented the said amendment in the State, amending the State RTE Rules, 2011 w.e.f. April, 2019.
- 23. Super 30:** To facilitate preparation for Engineering and Medical entrance examinations the State Government has introduced a new scheme called ‘Super-30’ for top 30 achievers of Madhyamik Examination and government will spend upto Rs.72,00,000 pa for coaching and stay/food in a top class coaching centre outside the State as per the choice of the student.
- 24. ICT @ School Project:** Steps have already been taken to implement the ICT Project in 179 schools, which were pending for quite a few years. Moreover, approval from the PAB, MHRD, Government of India has been obtained for implementation of ICT project in 74 more Elementary-level schools during the year 2019-20. The process for implementation of the project in total 253 schools is being taken up. SC welfare is going to provide fund under SCP village component.
- 25. Engagement of outsourcing agencies for Sanitation of Schools:** Initiative for utilizing the PDF Fund of concerned GP / VC for the purpose of regular cleaning of school toilets have been taken up. The H.M’s will deploy daily wage labour and on satisfactory cleaning of toilet, will send muster roll to Panchayat/ULB for payment of man-days.
- 26. Electrification in Schools:** Project Approval Board (PAB), Samagra Shiksha has approved 2992.92 lakh for Internal Electrification in 2545 schools of the State. For external electrification, 993 schools of the State intimated through letter to install from their School grant cost below Rs. 4005. For 1151 schools cost Rs.4005 to Rs.40,000. The DM & Collectors are requested to identify the source of fund.
- i) Electrification for 2849 Un-electrified JB & SB Schools:** In 2019-20 approval received under Samagra Shiksha for Electrification in 2545 Junior Basic & Senior Basic School (2992.92 lakhs) Out of this for Internal

Electrification in 1078 Schools entrustment made to PWD (Int. Elec.) along with placement of fund of Rs. 1837.33 lakhs. For rest 1467 Schools Estimate preparation (covering both cost for service connection & Internal Electrification) in progress . For remaining un-electrified Junior Basic & Senior Basic Schools (304) proposal made in Annual Plan of 2020-2021.

ii) Electrification for 155 Un-electrified High & HS Schools: It was resolved to utilize the placed fund under Samagra Shiksha for electrification through conventional manner in lieu of Solar System (Approved sum – 384.00 lakh). Expenditure incurred for Rs. 13 lakhs to provide Electric connection in 13 Schools of Dhalai District. 89 Schools where external electrification not exists, fund already placed with TSECL (45.37 lakhs) to provide service connection. For Internal electrification of these 155 Schools estimate yet to be received from PWD (Int Elec). Besides two proposals *placed to ONGC for CSR funding* to facilitate obtaining service connection in un-electrified Schools of Dhalai and rest 7 Districts

27. Scheme of examination & promotion policy: The examination pattern and assessment criterion of promotion policy has been reform for class III to XII. The overview of the scheme and promotion policy are as follows:

- *Questions prepared and distributed centrally* for Half Yearly and Annual Examination for all Government and Government aided schools.
- *New Examination Pattern* introducing 2 periodic tests, Half Yearly Exam and Annual Exam.
- *Internal marks* for attendance, note book, and weightage of periodic tests, half yearly and pre-board exams for promotion to next class.
- Attendance given weight age in internal marks for the first time.
- *Bachchar Bachao Examination* for failing up to two subjects.
- *Provisions for Specially-abled Students:* Additional Time of 20 minutes for every hour of normal time.
- *Relaxations for students participating in Sports events:* Separate schedule of Examination for students participating in national/ international events.
- Introduction of 6th subject which may replace other subjects to secure promotion. Passed marks raised to 33 % from 30 %.

28. Improvement of Madhyamik Examination Result of TBSE: The pass percentage of Madhyamik Examination during 2019 (64.60%) has been increased by 5.01% in comparison with the result of 2018 (59.59%).

29. Reforms in Exams Process in Xth and XIIth class: Increasing the pass percentage to 33%, having two sets of question papers to minimize cheating, rational basis for marking 20 internal marks in board year, facilities of additional subjects to students, provision of easier option of maths in class Xth, digi locker for mark sheets, additional time and IT enabled facilities to specially abled students, and other similar reforms have been decided by the State Government. The TBSE will implement it w.e.f. 2020-21 academic year.

Samagra Shiksha Abhiyan, Tripura: Samagra Shiksha Abhiyan is an integrated scheme for School Education, launched from 1st April, 2018, with the aim of universalising School Education. The scheme extends from pre-school to

Class XII. This scheme is launched by amalgamating the erstwhile 3 Centrally Sponsored educational schemes: Sarva Shiksha Abhiyan (SSA), Rashtriya Madhyamik Shiksha Abhiyan (RMSA) and Teacher Education (TE).

Major initiatives undertaken by Samagra Shiksha Abhiyan, Tripura during 2018-19.

➤ **Household Survey and Enrolment Drive Programme**

- Like every year, door-to-door Household Survey conducted during August, 2018, in which 1354 Out of School Children were identified.
- This year, Enrolment Drive Programme: 'Vidyalaya Chalo Abhiyan' organised for enrolment of children of 6 to 16 years age group during 1st week of April.
- Mass awareness campaign organised by involving Administrative Departments of all levels, PRI Bodies, Community People and other Stakeholders.
- Only 547 children are left out, among which 182 are severely differently-abled and the remaining are migrated.

➤ **Uddipan**

- This initiative primarily focuses on development of Foundation Skills in Reading, Writing, Comprehension and Numeracy among early grade students.
- Since 2016-17, Uddipan has been implemented in 1,792 schools of 11 EBBs, Schedule Tribal & Schedule Caste dominated areas.
- 37,088 Early Grade Children have been covered.
- 2,998 Elementary Teachers have been provided training on Bengali, English and Maths separately.
- Uddipan classrooms are well decorated with child-friendly educational aids.

➤ **Swachh Bharat Swachh Vidyalaya Abhiyan**

- All Government Schools provided separate toilets for Girls' and Boys'. HMs instructed to give responsibility to Teachers and students to maintain sanitation and cleanliness.
- Baruakandi Colony HS School of North Tripura awarded National-Level Swachh Vidyalaya Puraskar for maintaining sanitation and hygiene during 2016 – 17.
- This year, 19 schools of the State have been nominated for this Award at the National Level.
- Inauguration of Rashtriya Swachhata Kandra (RSK) and launching of "Gandagi Mukh Bharat" Campaign a special weeklong campaign for Swachhata from 8th August to 15th August 2020.
- The Hon'ble Chief Minister of Tripura suggested to conduct a special awareness campaign on cleanliness with the main motto: 'Swachh School, Swachh Gram'.
- Each Higher Secondary school adopted 1 neighbouring habitation / hamlet to spread the message of cleanliness.
- Teachers, Students, SMC Members, were involved.
- The campaign started from 1st September and culminated on 2nd October, 2019, the 150th birth anniversary of Mahatma Gandhi.

➤ **Textbooks and Uniform Distribution**

- Free textbooks for the next academic year are distributed to all the Students of Elementary stage on the very day of declaration of result of Annual Exams.

- Similarly, Uniform Grants are disbursed to 3,95,289 students studying in class I-VIII in the academic year 2019-2020.
- **Adoption of Students by Teachers:**
 - Every Teacher has adopted 15 to 20 Students and has taken responsibility for their all-round development.
 - Teachers / HMs are holding regular meetings with the parents regarding performance of their wards.
 - The well-performing teachers will be rewarded on Independence Day / Republic Day / Teachers' Day celebration.
- **Digital Initiatives**
 - An online School Inspection Portal developed for monitoring the status of inspection and taking remedial measures.
 - Around 450 E-contents recorded and telecast through Doordarshan Agartala.
 - The same are uploaded in the YouTube Channel: 'Tripura Siksha Bandhu'
 - Educational Programme on various subjects are also recorded and broadcast through All India Radio, Agartala.
 - Radio provided to all Government & Government aided schools for listening to Educational Programmes.

MID-DAY-MEAL SCHEME IN TRIPURA

In order to provide the nutritional support to the children of elementary stage along with enhancement of the attendance rate of the children at school, as wake of the Hon'ble Supreme Court, Mid-Day-Meal Scheme was being implemented in the State from 2003 in the lower primary level(I-V), where hot cooked meal has been provided to all the children. Further, in 2008, it was extended up to upper primary level (VI-VIII)

The prime objective of this scheme is to enhance enrolment, retention, attendance, and simultaneously improving nutritional levels among children.

Table: 15.1 Coverage of school units under **MID-DAY-MEAL** (MDM) Scheme during 2019-20:

Stage	Total no. of school units	Coverage of students
Primary	4396	266326
Upper Primary	2128	165953
Total	6524	432279

Source: Education (Secondary) Department.

- **Entitlement:** All students of 6-14 years reading in class I to VIII in Government Aided and Madrassas are being covered under Mid-Day-Meal Scheme in the State.

Table: 15.2 Uniform weekly Menu of **MID-DAY-MEAL** (MDM):

Monday	:	Khichud
Tuesday	:	Rice and Egg curry
Wednesday	:	Rice & Veg. curry
Thursday	:	Rice and Egg curry
Friday	:	Rice & Veg. curry
Saturday	:	Payesh(Sweet Dish)/Khichudi/Rice & Veg. curry.

(To be decided by the School Authority).

Table: 15.3 Budget Provision of 2019-20:

Description	Budget Provision: 2019-20	Total Fund received	Funds Released by FD up-to 31st March, 2020	Fund re-allocated up-to 31st March, 2020
Central Share	6347.85	5085.47	5085.47	5085.47
State Share	1213.78	1071.32	1071.32	1071.32
Total	7561.63	6156.79	6156.79	6156.79

Source: Education (Secondary) Department.

- **Cooking Cost:** At present, (w.e.f. 1st April 2018) the cooking cost is @ Rs.4.53 (Central Share – Rs. 4.03 & State Share – Rs. 0.50) per child per day at primary level and similarly at Upper primary level, it is @ Rs. 6.71 (Central Share – Rs. 6.04 & State Share – Rs. 0.67) per child per day. In addition to cooking cost, Government of India is providing 100 gms. food grains (rice) for Primary level and 150 gm for Upper Primary level per child per day.
- **Food Security Allowance (FSA):** As advised by the Ministry of HRD, Food Security Allowance has been provided to all eligible children @ Rs.5/- per children for primary level and @ Rs.7/- per children for upper primary level including the cost of food grains in each day w.e.f. 17th March, 2020 to 31st May, 2020 in 2(two) phases.

Further, it has been resolved to provide Food Security Allowance to the children as per revised rate i.e. @ Rs.4.97/- per day per child as cooking cost and 100 gm. Rice for each day for primary level children and @ Rs.7.45/- per day per child as cooking cost and 150 gm. Rice for each day for upper primary for 51 School working days (June – 25 days and July – 26 days) in 3rd phase.

Table: 15.4 The scale of distribution of cooking cost and food grains are Stated below:

Stage	Number of school working Days	Cooking Cost has been transferred per child	Food grains has been distributed per child
Primary	51 days	Rs. 253.47/-	5.100 kg
Upper primary	(June – 25 & July – 26)	Rs. 379.95/-	7.650 kg

Source: Education (Secondary) Department.

Initiative has already been taken for providing Food Security Allowance for the month of August & September of 2020.

- **Kitchen Garden:** Presently, 1639 schools have raised Kitchen Gardens in their premises throughout the State. An initiative has been taken to raise more Kitchen Garden in schools more than in the last year. Initiative has already been taken to raise up kitchen garden in 1000 schools for the year 2020-21.
- **Provision of LPG based cooking:** LPG based cooking system has been installed in 1711 schools. For the first time a budgetary provision has been made by the State Government for installation of LPG based cooking system in schools having above 50 enrolments along with the recurring refilling cost of cylinders. In addition, fund will be provided to 1641 schools during the year 2020-21 for installation of LPG subject to the availability of fund.
- **Centralized Kitchen:** The Council of Ministers has approved the proposal of Akshaya Patra Foundation (Hare Krishna Movement) and Annamrita Foundation (ISKCON) for setting up Semi-automated Centralized Kitchen in

West Tripura District for serving of Mid-Day-Meal to the children. Accordingly, MOU has been signed with the Annamrita Foundation and supposed to be operationalized from 1st April, 2020. But due to closure of school, it could not be started yet. Land selection process with Akshaya Patra Foundation is still going on.

- **Repairing of Kitchen Cum Stores:** The Government of India has released Rs.188.20 (including 10% State share) during the year 2019-20 in respect of repairing of 10 years old kitchen cum stores @ Rs.10000/-. Accordingly, fund has been disbursed to the District.
- **Cook cum Helper :** Presently, there are 11011 Cook cum helpers engaged under Mid-Day-Meal Programme. Presently, all the cook cum helpers have been paid Rs.1500/- (Central Share: Rs.900/- State Share: Rs.600/-) per month. 10,943 cook-cum- helpers have been trained out of 10981 by the resource persons from the Health Department to maintain the safety and hygiene in Mid-Day-Meal Programme till date.
- **Kitchen Devices (Utensils):** Kitchen devices are available in all schools where MDM is being served. During the year 2019-20, Rs.381.84 lakhs have been released by Government of India and accordingly disbursed to the District. However, Rs.157.80 lakhs have been approved by the PAB 2020-21 against replacement of 5 years old kitchen devices in schools.
- **Additional Measures:** Continuous awareness is being made among the School Authorities involving parents, SMC members and Cook-cum-Helpers to take care on health & hygiene. Hand Masks and gloves have been provided to all the Cook-cum-Helpers before the closer of schools. Fund has already been provided to all schools for procurement of Soap and sanitizer for the students.

Table: 15.5 Type and Management- wise total number of Schools for General/Madrassa Education in Tripura (As per UDISE + 2019-20):

Type of school	School Edu. Deptt.	TTAADC	Private Aided	T.W. Dept t.	S.W. & S.E. Deptt .	Youth Affairs & Sports Deptt.	Central Government	GIA Madrassa	SPQ EM	Private Un-aided	Un-recognise d	Total
Junior Basic	735	1424	9	3	0	0	0	40	127	144	80	2562
Senior Basic	909	210	2	0	0	1	2	4	2	104	7	1241
High	587	0	5	1	0	0	1	4	0	74	0	672
H.S. (+2 stage)	381	1	29	4	2	1	13	3	0	31	0	465
Total	2612	1635	45	8	2	2	16	51	129	353	87	4940

N.B. Excluding non-functioning schools.

Source: Education (Secondary) Department.

District-wise status of School Education:

Table: 15.6 District and type-wise total number of School (including Madrassa) in Tripura (As on 30th September, 2019):

Type of school	Dhalai	North Tripura	Unakoti	Gomati	Khowai	South Tripura	Sepahijala	West Tripura	State Total
Junior Basic	529	256	213	290	265	344	337	328	2562
Senior Basic	253	159	73	192	119	153	140	152	1241
High	66	69	60	83	70	101	116	107	672
H.S.(+2 stage)	37	49	33	47	42	73	64	120	465
Total	885	533	379	612	496	671	657	707	4940

Source: UDISE+2019-20/N.B: Excluding non-functioning schools

Table: 15.7 District and type-wise total number of Madrasa in Tripura (As on 30th September, 2019):

Type of Madrasa	Dhalai	North Tripura	Unakoti	Gomati	Khowai	South Tripura	Sepahijala	West Tripura	State Total
Junior Basic	3	19	33	14	2	4	64	28	167
Senior Basic	0	3	0	0	0	0	3	0	6
High/ Alim	0	0	0	1	0	0	3	0	4
H.S.(+2 stage)/Fazil	0	1	1	0	0	0	1	0	3
Total	3	23	34	15	2	4	71	28	180

Source: UDISE+2019-20.

Table: 15.8 District-wise total number of H.S. schools having Science/Commerce stream in Tripura (As per UDISE+ 2019-20):

Stream	Dhalai	North Tripura	Unakoti	Gomati	Khowai	South Tripura	Sepahijala	West Tripura	State Total
Science	17	21	18	24	22	38	27	83	250
Commerce	08	11	07	12	06	14	11	48	117

Source: Statistics Section. DSE.

Table: 15.9 Type & Management-wise Enrolment of Schools for General/Madrasa Education in Tripura(As per UDISE+ 2019-20):

Type of school	School Edu. Deptt.	TTAACD	Private Aided	T.W. Deptt.	S.W.& S.E. Deptt.	Youth Affairs & Sports Deptt.	Central Government	GIA Madrasa	SPQEM	Private Un-aided	Un-recognised	Total
Junior Basic	35005	40575	432	697	0	0	0	1909	4605	20478	7816	111517
Senior Basic	83799	15538	301	0	0	122	153	638	223	21907	1072	123753
High	143780	0	2322	296	0	0	358	566	0	37974	0	185296
H.S.(+2 stage)	230382	1179	24639	1637	120	249	8157	984	0	49025	0	316372
Total	492966	57292	27694	2630	120	371	8668	4097	4828	129384	8888	736938

Source: Education (Secondary) Department.

Table: 15.10 District & Stage-wise Enrolment in all management (As per UDISE+ 2019-20):

District	Pre-primary		Primary (I-V)		Upper Primary (VI-VIII)		Secondary (IX-X)		H.S (XI-XII)		Total	
	Total	Girls	Total	Girls	Total	Girls	Total	Girls	Total	Girls	Total	Girls
Dhalai	2839	1243	45514	22567	21492	10662	12511	6138	4288	2080	86644	42690
Gomati	3396	1563	38059	18673	22755	11163	15373	7771	6876	3330	86459	42500
Khowai	579	248	26405	13056	16085	7948	10433	5116	4686	2314	58188	28682
North Tripura	2465	1118	43141	21209	22655	11457	12475	6531	5048	2548	85784	42863
Sepahijala	5653	2535	41597	20306	24917	12489	16975	8560	7635	3724	96777	47614
South Tripura	2978	1347	36379	18141	23770	11699	15739	7785	7459	3501	86325	42473
Unakoti	3454	1613	27384	13641	15777	7917	9608	5081	3969	2012	60192	30264
West Tripura	12442	5813	70111	34221	44366	21911	29841	14933	19809	9977	176569	86855
State Total	33806	15480	328590	161814	191817	95246	122955	61915	59770	29486	736938	363941

Source: Education (Secondary) Department.

Table: 15.11 District & Type (school)-wise Enrolment in all management (As per UDISE+ 2019-20):

District	Junior Basic School		Senior Basic School		High School		H.S. School		All Schools	
	Total	Girls	Total	Girls	Total	Girls	Total	Girls	Total	Girls
Dhalai	19434	9566	23254	11531	18589	9366	25367	12227	86644	42690
Gomati	11443	5668	17242	8409	24547	12605	33227	15818	86459	42500
Khowai	9413	4678	10074	4948	17403	8678	21298	10378	58188	28682
North	15236	7362	19532	9540	21810	11045	29206	14916	85784	42863
Sepahijala	16169	7857	14260	7002	29063	14635	37285	18120	96777	47614
South	13162	6694	13787	6820	23571	11790	35805	17169	86325	42473
Unakoti	10627	5269	10173	5043	18318	9247	21074	10705	60192	30264
West	16033	7677	15431	7527	31995	15738	113110	55913	176569	86855
State Total	111517	54771	123753	60820	185296	93104	316372	155246	736938	363941

Source: Education (Secondary) Department.

Table: 15.12 Teachers as per classes taught in all management (as per UDISE+ 2019-20):

Management	Total School	Pre-Primary only.	Pry. only	Pre-Primary & primary	Upp. Pry. only	Pry. & upp. only	Secondary only	Upper.Pry. & secondary only	Higher secondary only	Secondary & Higher secondary only	Total
State Government	2612	4	12640	0	8347	50	6107	98	5050	23	32319
Government aided	45	0	204	0	128	0	345	0	537	0	1214
TTADC	1635	0	4916	3	628	19	4	0	14	0	5584
Tribal Welfare Dept.	8	0	23	0	30	0	25	0	33	0	111
Social Welfare Dept.	2	0	4	0	6	0	2	0	8	0	20
Sports	2	0	4	0	4	0	5	0	6	0	19
Central Government	16	0	60	0	56	12	91	13	78	29	339
Un-aided	353	138	2738	220	1222	335	605	220	317	116	5911
GIA Madrassa	51	0	118	0	44	0	15	0	16	0	193
SPQEM Madrassa	129	0	339	0	4	0	0	0	0	0	343
Un recognised	87	37	499	98	18	23	0	0	0	0	675
Total	4940	179	21545	321	10487	439	7199	331	6059	168	46728

Source: Education (Secondary) Department.

Table: 15.13 Management & level-wise Teachers in all management (as per UDISE+2019-20):

Management	No. of School	Primary	Upper Primary	Secondary	Higher Secondary	Total
State Government	2612	12644	8397	6205	5073	32319
Government aided	45	204	128	345	537	1214
TTADC	1635	4919	647	4	14	5584
Tribal Welfare Dept.	8	23	30	25	33	111
Social Welfare Dept.	2	4	6	2	8	20
Sports	2	4	4	5	6	19
Central Government	16	60	68	104	107	339
Un-aided	353	3096	1557	825	433	5911
GIA Madrassa	51	118	44	15	16	193
SPQEM Madrassa	129	339	4	0	0	343
Un recognised	87	634	41	0	0	675
Total	4940	22045	10926	7530	6227	46728

Source: Education (Secondary) Department.

Table: 15.14 Result of Tripura Board of Secondary Education (TBSE) Examination-2020:

Examination	Result of Schools in all area [H.S. (Final) & Madhyamik (Pre-review)]			Result of Schools under TTAADC area		
	Appeared	Passed	%	Appeared	Passed	%
Madhyamik	39729	27607	69.49	8555	5007	58.53
Madrasa Alim (secondary exam.)	95	69	73.63	-	-	-
H.S.(+2 stage)Science stream	2827	2540	89.85	96	71	73.96
H.S.(+2 stage)Commerce stream	527	414	78.56	08	06	75.00
H.S.(+2 stage)Humanities stream	19182	15254	79.52	3394	2395	70.57
H.S.(+2 stage) Combined	22536	18208	80.8	3499	2473	70.68
Madrasa Fazil (+2 stage)Arts	11	07	63.64	-	-	-
Madrasa Fazil (+2 stage) Theology	17	13	76.47	-	-	-

Source: Education (Secondary) Department.

b. HIGHER EDUCATION:

The Directorate of Higher Education is entrusted with the task of providing opportunities to the students of the State for pursuing higher studies ranging from general education to technical education and also for promotion of Art & Culture in the State. Keeping leap with the technological development in the country, modern smart classroom facilities with provision of internet connectivity has been created in almost all the colleges and technical institutions to facilitate face-to-face mode of teaching and exchange of expertise between different institutions for betterment of the students.



To improve the academic infrastructure facilities, technical/Professional colleges were provided with modern equipment teaching aids. Efforts are also in process for introduction of job oriented new courses/specialized subjects in phases based on students demand.

Table-15.15 Profile of Higher Education for the year 2019-20.(under the control of Higher Education Department):

Sl. No	Items	District wise No. of Colleges								Total
		West	Khowai	Dhalai	Unakoti	North	Sepahijala	Gomati	South	
1.	Universities	02(State-1 & Central-1)	-	-	-	-	-	-	-	02
2.	General Degree	06	02	03	02	02	02	02	03	22
3.	Engineering (TIT)	01	-	-	-	-	-	-	-	01
4.	Polytechnic	03	-	01	-	01	-	01	-	06
5.	Law College	01	-	-	-	-	-	-	-	01
6.	Art College	01	-	-	-	-	-	-	-	01
7.	Music College	01	-	-	-	-	-	-	-	01
8.	B.Ed.	01	-	-	01	-	-	-	-	02
Grand Total		16	02	04	03	03	02	03	03	36

Source: Directorate of Higher Education, Tripura.

Table-15.16 Educational Institute run by Central/State Government/Private Sector under Higher Education Sector in Tripura State:

Sl. No.	Item	State Government	Central Government	Private	Total
a)	Universities	01	01	01	03
b)	National Level Institute(NIT)	-	01	-	01
c)	Indian Institute of Information Technology (IIIT)	-	01	-	01
d)	No. of General Degree Colleges	22	-	02	24
e)	No. of Engineering College	01 (TIT)	-	01 (Techno India)	02
f)	No. of Polytechnic Institutes	06 (including TIT in Diploma Level)	-	-	06
g)	No. of Medical College	01	-	01	02
h)	No. of Professional Colleges (Art & Craft, Music, Law, Nursing, B.P.Ed)	09	-	06	15
i)	No. of B.Ed. Colleges	02	-	04	06
j)	No. of Pharmacy College	01	-	01	02
k)	No. of Agriculture College	01	-	-	01
l)	No. of Veterinary College	01	-	-	01
m)	No. of Fishery College	-	01	-	01
n)	No. of Paramedical College	-	-	01	01
Total		45	04	17	66

Source: Directorate of Higher Education, Tripura.

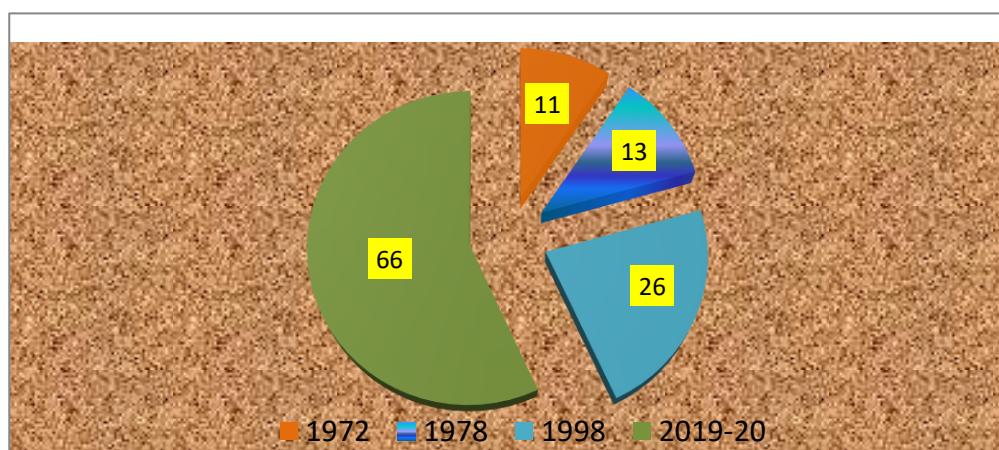
Table-15.17 Number of higher educational institutions below:

No. of Colleges/Institutions	1972	1978	1998	2019-20
University (Government)	-	-	1 Tripura University (State)	2 MBB University (State) & Tripura University (Central)
University (Private)	-	-	-	1 ICFAI University
National level Institute(NIT)	-	-	-	1 (NIT, Agartala)
Indian Institute of Information Technology(IIIT)	-	-	-	01
No. of General Degree Colleges (Government)	03	03	14	22
No. of General Degree Colleges (Pvt.)	03	03	-	02
No. of Engineering Colleges (Government & Pvt.)	01	01	01	02
No. of Polytechnic Institutes	01	01	01	06
No. of Medical Colleges	00	01	-	02
No. of Professional Colleges (Art & Craft, Music, Law, Nursing, B.P. Ed. (Government & Pvt.)	02	03	05	15

No. of B.Ed College (Government & Pvt.)	01	01	01	06
No. of Pharmacy College	-	-	01	02
No. of Agricultural College	-	-	-	01
No. of Veterinary College	-	-	01	01
No. of Fishery College	-	-	01	01
No. of Paramedical College)	-	-	-	01
Total	11	13	26	66

Source: Directorate of Higher Education, Tripura.

Number of Higher Education Institution in Tripura



Basic Statistical indicator of Higher Education

Table: 15.18 Gross Enrolment Ratio (GER):

Year	State/UTs	All Categories			SC			ST		
		Male	Female	Total	Male	Female	Total	Male	Female	Total
2014-15	India	25.3	23.2	24.3	20.0	18.2	19.1	15.2	12.3	13.7
	Tripura	20.2	13.5	16.8	19.8	11.2	15.5	13.9	7.6	10.5
2015-16	India	25.4	23.5	24.5	20.8	19.0	19.9	15.6	12.9	14.2
	Tripura	19.9	14.0	16.9	18.0	11.3	14.6	12.9	9.1	10.9
2016-17	India	26.0	24.5	25.2	21.8	20.2	21.1	16.7	14.2	15.4
	Tripura	21.5	16.8	19.1	20.5	15.3	17.9	15.2	12.3	13.7
2017-18	India	26.3	25.4	25.8	22.2	21.4	21.8	17.0	14.9	15.9
	Tripura	23.7	18.8	21.2	20.2	16.2	18.2	16.3	11.7	13.9
2018-19	India	26.3	26.4	26.3	22.7	23.3	23.0	17.9	16.5	17.2
	Tripura	21.1	17.4	19.2	19.2	15.5	17.4	15.9	12.3	14.2

Source: AISHE

Table: 15.19 Compare with National and State.

Year	National GER	National SC GER	National ST GER	State GER	State SC GER	State ST GER
2014-15	24.3	19.1	13.7	16.8	15.5	10.5
2015-16	24.5	19.9	14.2	16.9	14.6	10.9
2016-17	25.2	21.1	15.4	19.1	17.9	13.7
2017-18	25.8	21.8	15.9	21.2	18.2	13.9
2018-19	26.3	23.0	17.2	19.2	17.4	14.2

Table: 15.20 District wise GER in Tripura State for the year 2018-19:

District	Institute Density	GER (Total)	GER (Female)	GER (SC)	GER (ST)
West	12	32.10	29.18	22.86	47.14
Khowai		9.47	8.18	10.55	7.94
Sepahijala		21.19	19.99	19.83	21.70
Dhalai		6.11	5.29	8.98	4.16
North		9.63	8.51	11.62	5.54
Unakoti		11.66	10.68	12.06	7.83
South		9.38	7.98	9.62	6.63
Gomati		10.17	7.96	12.21	6.13

Source: - Database of Higher Education.

Table-15.21 Mark in GER:

Sl. No.	Year	GER in India	GER in Tripura	Highest GER
1.	2018-19	26.3	19.2	53.9

Source: Directorate of Higher Education, Tripura.

Gender Parity Index (GPI): There is an increase in Gender Parity Index (GPI) for all the categories. It has increased during the last 5 years, from 0.92 in 2014-15 to 1.00 in 2018-19. For SC, GPI has increased from 0.92 to 1.02 and for ST, it has increased from 0.81 to 0.92 during the period. GPI has also increased marginally across all the States. Category wise Gender Parity Index during last 5 years is given in the Table:

Table-15.22 Gender Parity Index during last 5 years in Higher Education (18-23 Years):

Year	State/UTs	All Categories	SC Students	ST Students
2014-15	India	0.92	0.91	0.81
	Tripura	0.67	0.56	0.54
2015-16	India	0.92	0.91	0.83
	Tripura	0.70	0.63	0.70
2016-17	India	0.94	0.93	0.85
	Tripura	0.78	0.75	0.81
2017-18	India	0.97	0.96	0.87
	Tripura	0.79	0.80	0.72
2018-19	India	1.00	1.02	0.92
	Tripura	0.83	0.81	0.77

Source: AISHE

Table-15.23 Year wise student enrolment in General Degree Colleges last 5 years:

Years	Total No. of Students		
	Boys	Girls	Total
2015-16	22260	17481	39741
2016-17	21310	18389	39699

2017-18	22516	20068	42584
2018-19	23485	20872	44357
2019-20	24438	22811	47249

Source: Higher Education, Tripura.

Figure 2: Number of Boys and Girls in General Degree Colleges

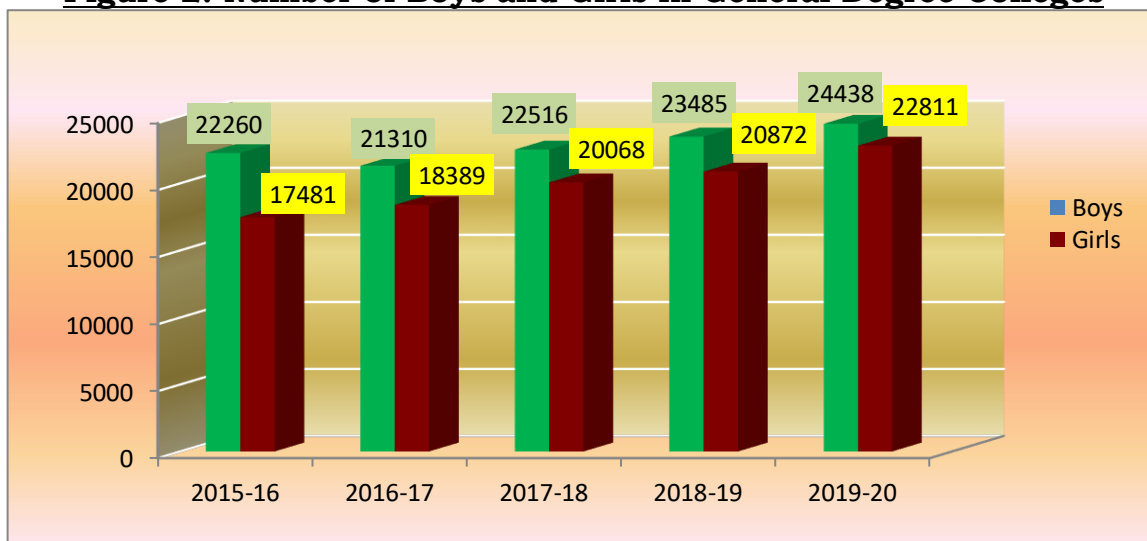


Table-15.24 Year wise student enrolment in Technical Colleges last 5 Years:

Years	Total No. of Students		
	Boys	Girls	Total
2015-16	1986	1067	3053
2016-17	2182	1137	3319
2017-18	2265	1410	3675
2018-19	2249	1365	3614
2019-20	2206	1306	3512

Source: Higher Education, Tripura.

Table-15.25 Year wise student enrolment in Professional Colleges last 5 Years:

Years	Total No. of Students		
	Boys	Girls	Total
2015-16	415	568	983
2016-17	494	639	1133
2017-18	524	652	1176
2018-19	561	680	1241
2019-20	539	711	1250

Source: Higher Education, Tripura.

Profile of Tripura State University

Table-15.26 Year wise student enrolment in MBB University for last 3 Years:

Years	Total No. of Students		
	Boys	Girls	Total
2017-18	98	62	160
2018-19	111	98	209
2019-20	97	115	212

Source: Higher Education, Tripura

Table-15.27 Students Enrolment: 2019-20 (under the control of Higher Education Department only):

Sl. No	Items	No. of Institutions	Total No. of Students		
			Boys	Girls	Total
1.	General Degree Colleges	22	24438	22811	47249
2.	Engineering College	01	705	395	1100
3.	Polytechnics	06	1501	911	2412
4.	Professional Colleges	05	539	711	1250

Source: Higher Education, Tripura.

Table-15.28 Number of Teachers in Colleges during 2019-20:

Sl. No	Items	No. of Institutions	Number of Teachers		
			Associate/ Assistant Prof.	PGT	Guest/Visiting Staff.
1.	General Degree Colleges	22	440	257	298
2.	Engineering College	01	67	02	0
3.	Polytechnics	06	34	06	37
4.	Professional Colleges	05	45	14	40

Source: Higher Education, Tripura.

Impact of Rashtriya Uchcharat Shiksha Abhiyan (RUSA) in Higher Education Institutions in the State of Tripura:

Accreditation:

- The State Higher Education Department has taken an all-out approach for ensuring accreditation of all non-accredited colleges in Tripura.
- All the non-accredited colleges have registered and have submitted their SSR's in the NAAC portal.
- The RUSA funds have proved beneficial for several colleges for better upgrading the Colleges to face NAAC.

Table-15.29

Sl No	Name of the Institution	NAAC Grade	CGPA	Validity Upto
1	Ambedkar College, Fatikroy	C	1.52	April, 2020
2	Dasarath Deb Memorial College, Khowai	B	2.4	January, 2021
3	GDC, Dharmanagar	B	2.79	February, 2021
4	GDC, Kamalpur	B	2.24	January, 2022
5	Iswar Chandra Vidyasagar College, Belonia	B	2.19	February, 2019
6	Maharaja Bir Bikram College	B	2.55	September, 2021
7	Netaji Subhash Mahavidyalaya	B	2.02	March, 2021
8	Ram Krishna Mahavidyalaya	C	1.89	May, 2020
9	Ramthakur College, Agartala	B	2.27	January, 2016
10	Women's College, Agartala	B	2.61	February, 2021

11	Bir Bikram Memorial College	C	1.91	July, 2023
12	Swami Vivekananda Mahavidyalaya, Mohanpur	B	2.06	January, 2025
13	Government Degree College, Khumulwng			Under Process
14	Government Degree College, Teliamura	C	1.79	November, 2024
15	Government Degree College, Gandacherra			Under Process
16	Government Degree College, LT Valley			Under Process
17	Government Degree College, Kanchanpur	C	1.85	June, 2024
18	KNM, Sonamura	B	2.07	June, 2024
19	RNT Mahavidyalaya, Bishalgarh	B	2.15	April, 2024
20	AMBSM, Amarpur			
21	GDC, Santirbazar			
22	MMDC, Sabroom	C	1.72	March, 2024

Source: Higher Education, Tripura.

The State Government is aiming for 100 % Accreditation by December, 2020.



Governance:

- In RUSA beneficiary Colleges, development Committee has been formed to look after various parameters of proper utilization of fund for up gradation of quality and academics in the Colleges.
- Internal Quality Assurance Cell (IQAC) has been formed in the Colleges to monitor various reforms activities for up gradation of quality of teaching learning in the Colleges.
- Inputs from IQAC cell are then implemented by utilization of RUSA funds.
- Women Grievance Redressal Cell have been setup in the colleges. Colleges take up campaigns alongside programs, discussion, debates to discuss and sensitize issues on Gender discrimination.



Academic (Examination and Curriculum)

- Semester System vis-a-vis examination system has been introduced from 2014.
- Assignment and project work has been introduced in case of all programmes of study.
- Digitization of examination process from filling up of application form up to announcement of result.



Affiliation

1. Employability

Centralized placement cells have been setup at the Directorate level to co-ordinate with students and identify willing and employable candidates for placements.

2. Faculty Improvement Programs : Taken up by Tripura University.

SOME OF THE APPRECIABLE WORKS DONE UNDER RUSA

- ➡ *Industry Academia Conclave (IACON 1.0):* Organized for inhibiting new ideas and paradigms in the Educational curriculum by taking inputs from industry partners, MSMEs, Start-up influencers. It provided a platform for the academicians to collaborate with the industry partners where the current demand for prerequisites skill from human resources was discussed.
- ➡ *Workshop for Revamping Higher Education in Tripura:* To integrate the modern aspects and revamp the Teaching learning process in Higher Education a workshop was organized chaired by the Hon'ble Minister Education, Tripura. All the faculty members of all GDCs attended the workshop.
- ➡ *Conference on Emerging Trends of Teacher Education:* A total of four best performing RUSA beneficiary Colleges in Tripura have applied to start the Integrated Teacher Education Programme in their respective College Campus. Enhancement of quality and better upgrading the current education curriculum of Teacher Education was discussed in presence of the Chairperson, NCTE and other members.
- ➡ *Launching of E-Library facility in the RUSA beneficiary Colleges:* E-library is a modern tool for quick access to e-resources which are very useful for the readers of different level. With the introduction of new semester based curriculum introduced in the General Degree Colleges from the year 2014-15 in Tripura, it is necessary to provide facilities to the students and the researchers in the Colleges/Institutions to upgrade their knowledge at a faster speed with the help of E-library facility. Keeping this in view the State Higher Education Department has given trust to introduce this facility in the RUSA beneficiary Colleges. The Colleges are provided with high bandwidth Internet Connectivity through BSNL under NMEICT project, with the help of Such Connectivity e-library centers has been developed in Women's College Agartala, GDC Kamalpur & GDC Dharmanagar.

The Colleges have already registered for INFLIBNET sponsored by UGC for access to the digital library offered by them. New Computers and peripherals with LAN connectivity and also the facility of projectors have been installed in such e-library. The Student/researchers/faculties are now able to access e-journal & e-resources which are very useful for their curriculum development and easy access facility. Work is going on to roll out this initiative in other RUSA beneficiary Colleges with the support from MHRD under RUSA.

- ***Online Admission in General Degree Colleges introduced under RUSA:***

There are lots of Students pursuing Higher Education in General Degree Colleges in comparison to the professional or technical colleges. Therefore there is always a huge activity associated with the enrolment of such huge number of Students and proper management of their admission related issues. Moreover, one student opts for different colleges with variety of Honours /General Courses. With the introduction of semester System in such colleges the work load of taking examination (internal & external) has increased manifold. At the same time during the time of admission it becomes very difficult job with the less number of

faculty members to control the Admission process as well as examination preparation etc.

Therefore the Online admission System was felt to be introduced in the General Degree Colleges to suitably manage the admission process and also for the sake of keeping the digitized record of all admission related data of the students which later on is reutilized for fetching information on different parameters.



Other Infrastructure & facilities created

All the beneficiary Colleges have developed new physical infrastructures such as libraries, Smart Classroom, Common rooms, to accommodate new books, journals, hardware resources. Purifiers and other water filtration units have also been installed. Seminar halls have been developed for organizing seminars and workshops.

- To ensure smart class for RUSA accredited colleges and also to set up in all colleges of Departments.



Setting up of Gymnasium in RUSA beneficiary Colleges for the students to remain in sound mind as well as body for their overall development.

Rastriya Uchchar Shiksha Abhiyan (RUSA)

The Higher Education System of the State supports the resident Institutions for its development works like construction of new academic and administrative buildings, increasing space of class rooms and other ancillary component like auditorium, boy's and girl's common room, canteen, playground etc. During the last one decade, there has been substantial progress in building up physical infrastructure of the general as well as professional and technical degree Colleges in the State. However, there has been increasing growth of enrolment of the students during last few years hitting the need of further development of the institutions and increase of capacity in the Colleges. Introduction of new Computer/IT related courses, soft skill development side by side the general graduation degree courses so that with such dual qualifications the students become more competent for facing the job interviews. The State Government is committed to high standard of performance and development of institutional environment.

Therefore, the Department is emphasizing on the value based education and the courses which are relevant to the present scenario, so that the students may find their way from different angles to place them in working sector of their choice and credibility. Rastriya Uchchar Shiksha Abhiyan has played an active role in developing the infrastructure and quality of education in the Colleges of Tripura. Highly equipped Laboratories, new books, journals are bought under infrastructure grant, which further helped to reduce the shortage of resources in the Colleges.

1. Role of RUSA in Tripura:

- Improvement of the overall quality of existing State institutions by ensuring that all institutions conform to prescribed norms & standards and adopt accreditation as a mandatory quality assurance framework.
- Identify and fill critical infrastructure gaps in higher education by augmenting and supporting the efforts of the State Governments.

Component 9 pertaining to infrastructure grants to colleges address this objective, where funds have been utilized for up gradation of the existing infrastructure by way of new construction, renovation or purchase of equipment's.

- Improved Access and Equity in higher education by providing adequate opportunities of higher education to SC/STs and socially and educationally backward classes; promote inclusion of women, minorities, and differently abled persons.
- Model Degree Colleges have been setup at GDC Kanchanpur (TTAADC area), GDC, Santirbazar (Rural area), GDC, L.T Valley (TTAADC area) locations which in turn have increased the GER of ST & SC students of the State.
- By the help of RUSA we can achieve the target of GER of 32% by expanding the institutional base of States by establishing new institutions.
- Corrected the regional imbalances in access to higher education by facilitating access to high quality institutions in urban, semi-urban and rural areas to get access to quality institutions.

Major achievements and progress of Higher Education department during 2019-20:

1. TIT, Narsingarh has received NBA accreditation for 4(four) Engineering branches namely Mechanical Engineering, Computer Science Engineering, Electrical and Electronics Engineering which ensures quality benchmark of the institutions and also enable it to attain better ranking in the National Institutional Ranking Framework (NIRF).
2. With the endeavour of the Department, 6 (six) GDCs have got NAAC Accreditation namely BBM College, MMD College-Sabroom, KNM-Sonamura, RTNM- Bishalgarh, GDC-Kanchanpur and GDC- Teliamura in 2019. Rests are under process. Out of total 22 GDCs, 15 have been accredited so far. Due to accreditation of KNM-Sonamura and RTNM-Bishalgarh, these 2 colleges have got sanction of fund of Rs.2.00 crores each in the 16th PAB of RUSA which has been held in New Delhi on 09/09/2019. The infrastructure grants will help these 2(two) Colleges to develop their basic infrastructure, which will enable them to offer quality education.
3. Biometric attendance system has been installed in all the Colleges under the Department and operationalized.
4. New infrastructure of Tripura Institute of Technology funded from NLCPR and other sources has been inaugurated by Hon'ble Prime Minister of India on 9th February, 2019. The new buildings are being used as Degree Engineering complex of Tripura Institute of Technology.
5. A seminar on emerging trends in Teacher Education was organized at the State Guest House on 30th July, 2019. The NCTE Chairperson was present on the Seminar. Teachers from IASE, CTE and DIETs participated in the seminar.
6. 7th CPC UGC package has been notified and implemented for the faculties of the Colleges and State University and officers of the State University.

- 7.** Notifications have also been issued for implementation of 7th CPC for Principals and teachers of Degree level technical institutions coming under the purview of AICTE and Diploma Polytechnic institutions under AICTE.
- 8.** The Private Entrepreneurs are also being encouraged to set up private Colleges and University in the State in order to upgrade GER of the State and offer quality education side by side within the State. LOI for 2(two) private Universities has been issued. A policy for participation of Private University in the State is under process for finalization.
- 9.** Guideline for Student's Placement Cell formation in every College has been issued and the College has been instructed to revamp the activities which will strengthen the placement of the students in the College. 21 colleges have already formed their placement cells. This has been renewed with the representative of students and Principals of colleges.
- 10.** e-dak system has been implemented in the Directorate of Higher Education for prompt and time-bound disposal of all issues.
- 11.** New Scheme 'Lakshya' has been implemented for young aspirant candidates of IAS examination in the State under which Rs.1.00 lakh will be provided to the candidates clearing IAS prelim examination. The candidates who will clear mains exam and appear for the interview, will be provided Rs.20,000/- as travel cost.
- 12.** All the 22 (twenty-two) eligible Colleges have registered for NIRF (National Institutional Ranking Framework) ranking so far and 13 got listed in the ranking frame.
- 13.** A workshop on 'Revamping Higher Education in Tripura' has been organized on 14.09.2019 at Rabindra Satabarshiki Bhaban, Agartala. All the Principals/Principals-in-charge and faculty members of the higher educational institutions across the State participated in this workshop. It was a platform for direct interaction among the stake-holders of higher education sector to draw a road map for achieving academic excellence in the Higher Education Institutions by ensuring quality education with access and equity. About 950 teachers participated in the workshop.
- 14.** Online admission portal in all GDCs with online fee collections system in semester wise, subject specification, course wise merit list generation, online seat allotment and confirmation of seats and record of all "students admission procedural data" etc. and this will live from 2020-21 academic year.
- 15.** Manav Sampada is a e-HRMS (Human Resource Management System) system which has been implemented by the Department. The objective of Manav Sampada is to provide a data based solution to the directorates for better management of service record. It further determines the exact number of employees, the retirement pattern, additional requirements in coming year for planning recruitments, funds required for retiring employees, re-allocation of surplus employees to other Departments.
- 16.** State Higher Education Council Act, 2019 and Rules have been notified for proper planning and development of Higher Education. Selection of Chairperson and Vice Chairperson of the Council is under process.

17. Entrance Examination for admissions for students to Polytechnic Institutions under Higher Education Department is introduced.
18. Industry Academia Conclave Tripura 1.0 has been organized at Pragna Bhavan, Agartala on 16.12.2019. It was a platform to explore and enhance the scope of employability for the youths of the State. Entrepreneurs and Academicians interacted and exchanged ideas to identify the areas for up skilling of students and formulate a sustainable plan, which would meet the emerging requirements of the Industry as well as create job opportunities for the youths.
19. An Internal Fund Management System namely Process for Internal Restructuring of System of Accounting (PIRSA) has implemented in all the institutions under its control of the Education (Higher) Department to ensure proper control and management in all the institutions by implementing Accounting Principle based systematic accounting system and to maintain necessary Books of accounts and records in all the institutions ensuring automatic cross-checking and reconciliation and also to generate highest possible additional source of revenue for the institutions with the objectives for establishing every institutions financially sound as much as possible.
20. New building of Library (G+3) funded from NLCPR has been built as annex block of Birchandra Central library.
21. In order to attract the tourists, battery operated vehicle service has been introduced in State Museum at Ujjayanta Palace. Lighting and night garden has also been inaugurated in the State Museum.

Table: 15.30 The following table showing the district wise higher educational institutions during 2019-20 in the State:

District	University	General Degree College	Engineering College	Government Law College	Music College	Art College	Teacher Training	Polytechnic	Medical College	Pharmacy	Para medical
(0)	(1)	(2)	(3)	(4)	(5)	(6)	(7)	(8)	(9)	(10)	(11)
West	3	6	2	1	1	1	1	3	2	1	1
Khowai	-	2	-	-	-	-	-	-	-	-	-
Dhalai	-	3	-	-	-	-	-	1	-	-	-
Unakoti	-	2	-	-	-	-	1	-	-	-	-
North	-	2	-	-	-	-	-	1	-	-	-
Sepahijala	-	2	-	-	-	-	-	-	-	-	-
Gumati	-	2	-	-	-	-	-	1	-	-	-
South	-	3	-	-	-	-	-	-	-	-	-
Total :-	3	22	2	1	1	1	2	6	2	1	1

District	Nursing	Fisheries College	Agriculture College	Veterinary College	Regional College of Phy. Education	Holy Cross College	BTCST	BTCTE	Tribal Folk Music	Techno College of Eng.
(0)	(12)	(13)	(14)	(15)	(16)	(17)	(18)	(19)	(20)	(21)
West	7	1	1	1	-	1	1	1	1	1
Khowai	-	-	-	-	-	-	-	-	-	-
Dhalai	-	-	-	-	-	-	-	-	-	-
Unakoti	1	-	-	-	-	-	-	-	-	-
North	-	-	-	-	1	-	-	-	-	-
Sepahijala	1	-	-	-	-	-	-	-	-	-
Gumati	1	-	-	-	-	-	-	-	-	-
South	-	-	-	-	-	-	-	-	-	-
Total :-	10	1	1	1	1	1	1	1	1	1

District	Bhavan's Tripura Teachers Training College	Tripura State Academy of Tribal Culture	National Institute of Electronics & Information Tech.	Bharath Pharmaceutical Tech
(0)	(22)	(23)	(24)	(25)
West	1	1	1	1
Total :-	1	1	1	1

Source: Higher Education, Tripura.

Table -15.31 The district wise number of Students in various higher educational institutions in 2019-20:

District	University		General Degree Colleges		Engineering College(TIT)		Government Law College		Music College		Art College		Teachers Training	
	Boys	Girls	Boys	Girls	Boys	Girls	Boys	Girls	Boys	Girls	Boys	Girls	Boys	Girls
(0)	(1)	(2)	(3)	(4)	(5)	(6)	(7)	(8)	(9)	(10)	(11)	(12)	(13)	(14)
West	7522	6538	8633	9581	705	395	107	146	53	103	122	84	127	222
Khowai	-	-	2272	1938	-	-	-	-	-	-	-	-	-	-
Dhalai	-	-	1317	1113	-	-	-	-	-	-	-	-	-	-
Unakoti	-	-	1979	1928	-	-	-	-	-	-	-	-	130	156
North	-	-	2160	2018	-	-	-	-	-	-	-	-	-	-
Sepahi jala	-	-	1825	1446	-	-	-	-	-	-	-	-	-	-
Gomati	-	-	2882	2334	-	-	-	-	-	-	-	-	-	-
South	-	-	3370	2453	-	-	-	-	-	-	-	-	-	-
Total	7522	6538	24438	22811	705	395	107	146	53	103	122	84	257	378

District	Polytechnic		Medical		Pharmacy		Paramedical		Nursing		Fisheries		Agriculture	
	Boys	Girls	Boys	Girls	Boys	Girls	Boys	Girls	Boys	Girls	Boys	Girls	Boys	Girls
(0)	(15)	(16)	(17)	(18)	(19)	(20)	(21)	(22)	(23)	(24)	(25)	(26)	(27)	(28)
West	687	603	675	496	68	85	590	701	565	1343	91	113	54	57
Khowai	-	-	-	-	-	-	-	-	-	-	-	-	-	-
Dhalai	210	81	-	-	-	-	-	-	-	-	-	-	-	-
Unakoti	-	-	-	-	-	-	-	-	00	50	-	-	-	-
North	266	72	-	-	-	-	-	-	-	-	-	-	-	-
Sepahi jala	-	-	-	-	-	-	-	-	00	35	-	-	-	-
Gomati	338	155	-	-	-	-	-	-	-	-	-	-	-	-
South	-	-	-	-	-	-	-	-	-	-	-	-	-	-
Total	1501	911	675	496	68	85	590	701	565	1428	91	113	54	57

District	Veterinary College		Phy. Education College		Holy Cross College		BTCST		BTCTE		Tribal Folk Music College		Techno College of Engineering	
	Boys	Girls	Boys	Girls	Boys	Girls	Boys	Girls	Boys	Girls	Boys	Girls	Boys	Girls
(0)	(29)	(30)	(31)	(32)	(33)	(34)	(35)	(36)	(37)	(38)	(39)	(40)	(41)	(42)
West	96	103	-	-	696	608	68	51	50	150	63	56	544	227
Khowai	-	-	-	-	-	-	-	-	-	-	-	-	-	-
Dhalai	-	-	-	-	-	-	-	-	-	-	-	-	-	-
Unakoti	-	-	-	-	-	-	-	-	-	-	-	-	-	-
North	-	-	37	13	-	-	-	-	-	-	-	-	-	-
Sepahijala	-	-	-	-	-	-	-	-	-	-	-	-	-	-
Gomati	-	-	-	-	-	-	-	-	-	-	-	-	-	-
South	-	-	-	-	-	-	-	-	-	-	-	-	-	-
Total	96	103	37	13	696	608	68	51	50	150	63	56	544	227

District	Bhavan's Tripura Teachers Training College		Tripura State Academy of Tribal Culture		National Institute of Electronics & Information Tech.		Bharath Pharmaceutical Tech	
	Boys	Girls	Boys	Girls	Boys	Girls	Boys	Girls
(0)	(43)	(44)	(45)	(46)	(47)	(48)	(49)	(50)
West	81	156	54	58	181	89	63	21
Total :-	81	156	54	58	181	89	63	21

Source: Higher Education, Tripura.

Table: 15.32 The Statement showing the number of Schedule Castes and Schedule Tribes Students in under Graduate level in General Degree Colleges by district wise in 2019-20:

District	Scheduled Castes Graduate			Scheduled Tribes Graduate		
	Boys	Girls	Total	Boys	Girls	Total
1.	2.	3.	4.	5.	6.	7.
West	1844	1896	3740	2091	2482	4573
Khowai	500	425	925	587	478	1065
Dhalai	341	276	617	536	383	919
Unakoti	429	407	836	295	243	538
North	472	352	824	413	225	638
Sepahijala	323	322	645	100	69	169
Gomati	619	503	1122	821	583	1404
South	603	367	970	776	531	1307
Total :-	5131	4548	9679	5619	4994	10613

Source: Higher Education, Tripura.

Table: 15.33 Statement showing the enrolment in respect of M.B.B. university for the year 2019-20:

Stream	Total no. of Students			S.C. Students			S.T. Students			OBC Students			Minority Students		
	Boys	Girls	Total	Boys	Girls	Total	Boys	Girls	Total	Boys	Girls	Total	Boys	Girls	Total
Total	97	115	212	08	04	12	44	73	117	22	14	36	03	02	05

Source: Higher Education, Tripura.

Table: 15.34 Statement showing the subject wise teaching staff in respect of M.B.B. university for the year 2019-20:

Stream	Total No. of Teachers			S.C. Teachers			S.T. Teachers			OBC Teachers			Minority Teachers		
	Male	Female	Total	Male	Female	Total	Male	Female	Total	Male	Female	Total	Male	Female	Total
English	0	02	02	0	0	0	0	01	01	0	0	0	0	0	0
Applied	02	0	02	0	0	0	0	0	0	0	0	0	0	0	0

Math.															
Library & Information Science	01	0	01	0	0	0	0	0	0	0	0	0	0	0	0
Public Admin.	03	0	03	0	0	0	02	0	02	0	0	0	0	0	0
Total :-	06	02	08	0	0	0	02	01	03	0	0	0	0	0	0

Source: Higher Education, Tripura.

c.SPORTS AND YOUTH AFFAIRS:

The Government of Tripura had formulated the sports policy "Sports for all" for the State in the year 1997. For practical implementation of the policy, the State Government undertook well-planned long-term scheme for all round development of an individual through participation in physical education, games & sports and other youth activities. Some important aspects of the scheme are:



- 1) Creation of modern infrastructure for development of games & sports.
- 2) Enhancement of the standard of sports performance in the State to National & International levels.
- 3) Giving scope to the youth to develop healthy mind and body for personality development.
- 4) Giving due importance to Physical Education & Games/Sports and making it an integral part of the total education system.
- 5) Including the spirit of integrity, unity & brotherhood among the youth.

Infrastructure development:

The Department will continue execution of the following ongoing projects during 2020-21 under different schemes:

1. Construction of District Sports Complex at Udaipur, Gomati District.
2. Construction of District Sports Complex at Ambassa, Dhalai Tripura.
3. Construction of 100 seated capacity Men's Hostel at Regional College of Physical Education, Panisagar, North Tripura.
4. Construction of 200 bedded (G+2) Yuba Awas (Youth Hostel) at Ambassa, Dhalai District.
5. Construction of Synthetic Football Turf at Chandrapur ground, Udaipur, Gomati District.

There are 19 remarkable Sports Infrastructure (stadium, sports hall, play ground, indoor & gymnasium hall swimming pool tennis court etc.) existing in different place in the State.

Table: 15.38 65th National School Games 2019-20:

Sl. No.	Discipline	Date & Venue	Medal won			Total
			Gold	Silver	Bronze	
1	Gymnastics (B & G)	10-14 Nov. 2019 at Agra, U.P.	1	-	1	02

	U-14, 17 & 19 Yrs					
2	Yoga (B & G) U-14 & 17 Yrs	4-8 Nov. 2019 at Kolkata, W.B.	4	3	4	11
3	Athletics (B & G) U-14 & 17	4-8 Dec. 2019 at Sangrur, Punjab	-	1	-	1
4	Judo (Girls) U-17 Yrs	17-18 Nov. 2019 at Bhavnagar, Gujrat	-	1	-	1
5	Football (Boys) U-17 Yrs	28 Jan. – 2 Feb. 2020 at Agartala, Tripura	1	-	-	01
Total			06	05	05	16

Source: Youth Affairs & Sports Department, Tripura.

Table-15.39 Khelo India Youth Games 2019-20:

Sl. No.	Discipline	Date & Venue	Medal won			Total
			Gold	Silver	Bronze	
1	Gymnastics (Girls) U - 17 Yrs	9 – 14 Jan. 2020, Guwahati, Assam	4	-	-	4
2	Judo (Girls) U-17 Yrs	10 – 14 Jan. 2020, Guwahati, Assam	-	1	-	1
Total			4	1	-	5

Source: Youth Affairs & Sports Department, Tripura.

Table: 15.40 S Y N O P S I S

Sl.No	Meet	Gold	Silver	Bronze	Total
(A)	65 th National School Games 2019-20	6	5	5	16
(B)	Khelo India Youth Games 2019-20	4	1	-	5
Grand Total		10	6	5	21

Source: Youth Affairs & Sports Department, Tripura.

Concluding remarks:

Although literacy rate including female literacy is high in the State, but there are numbers of habitations without any primary school. All these habitations need to be covered under the Education Guarantee Scheme (EGS) for universalisation of primary education. The infrastructure facilities with building, laboratory, library and sanitary facility required to be provided in all schools of the State.

The Tripura University (Central University) and MBB University (State University) require to be directed in such a manner that it can be developed as a pioneer research institute of country. The scientific and technological faculties including IT may be upgraded at national standard so that students may get early employment in private organized sector.

The vocational and job oriented technical educations should be encouraged up to various degree, diploma and certificate level courses for boosting up of self-employment.

Chapter-16

HEALTH & FAMILY WELFARE

a. HEALTH:

Health is defined by the World Health Organization [WHO] as a State of complete physical, mental and social well-being and not merely the absence of disease or infirmity. Health is one of the vital elements that determines human development and progress in a given time and space. Good health and long life are valued possessions.



In the words of Nobel Laureate, Amartya Sen, "Bad health is constitutive of poverty, premature mortality, escapable morbidity, undernourishment are all manifestations of poverty. I believe that health deprivation is really the most central aspect of poverty."

The high incidence of poverty and backwardness are also telling on the health condition of the State. The State is also suffering due to shortage of appropriate health manpower. However, due to concerted efforts made by the State Government, there has been a positive change in the health scenario in recent years.

Good health is of paramount importance for a socially and economically productive life. In fact, the well-being of a State depends, to a great extent, on sound health of its people. It is one of the primary functions of the Government to provide good healthcare facilities to all its citizens. Health is the most important social service sector having direct correlation with the welfare of the human being.

The Health & Family Welfare Department is giving continuous endeavour to improve the health management system in more scientific ways. To achieve the goals set by WHO in time, the Department is trying to provide health care door to door and continuously aware the people of Tripura regarding health issues specially in rural areas. The Department is trying to build more PHC & CHC in hilly Tribal areas. Already registration of births & deaths started through online. The Department is giving utmost care so that every delivery should be institutional delivery. To reduce infant mortality rate and maternal mortality rate, immunisation programme is being implemented in full swing so that no child left out without immunisation. The Department is continuously monitoring the system. The officers and staffs of the Department are moving towards the remotest places of Tripura so that the goal can easily achieve.

- ▶ In 2019-20 there are 1,279 medical institutions run by State Government.
- ▶ 693 blood donation camp have been organised during 2019-20.
- ▶ The State has better sex ratio of 998 against all India level of 991 as per NFHS-4.
- ▶ 2,89,019 patients were treated in 13,342 health camps during 2019-20.

National Rural Health Mission (NRHM) is a major partner and in conjugation with the State Health Department, has done effective work, especially at the grassroots level covering hilly area, giving the entire health services in the State a major boost. As a result of concerted efforts made by the State Government there is a visible improvement in the health status of the people as per latest release of data in 2018.

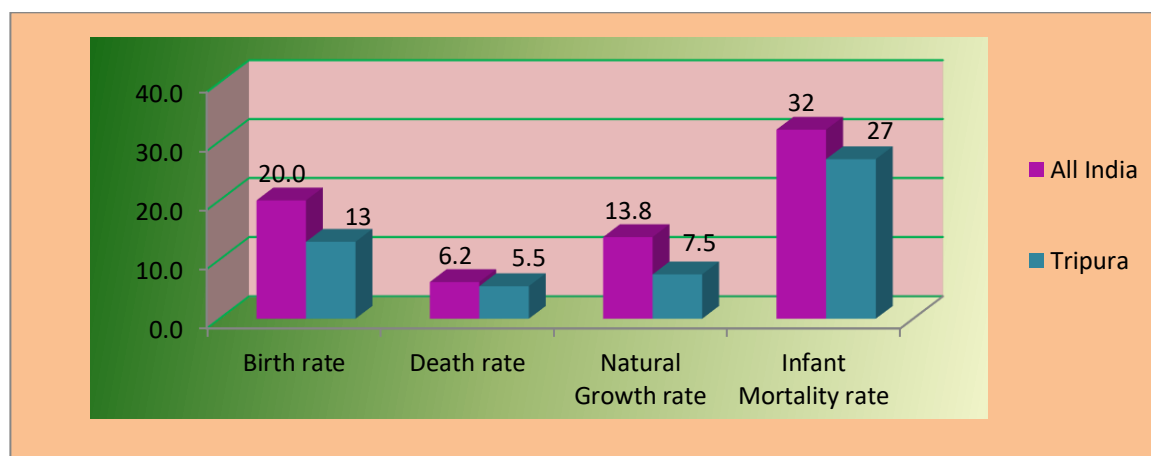
Table- 16.1 Sample Registration System (SRS) Bulletins 2018:

Items	All India	Tripura
Birth rate	20.0	13.0
Death rate	6.2	5.5
Natural growth rate	13.8	7.5
Infant mortality rate	32	27
Total fertility rate	2.2 (NFHS-4)	1.7 (NFHS-4)
Sex ratio (female for every 1000 males)	991 (NFHS-4)	998 (NFHS-4)

Source: SRS-2018 & NFHS-4.

Figure -1

Sample Registration System (SRS) Bulletins 2018



State Population Policy:

- 1) Immediate objective:** To address the unmet needs for contraception, health care infrastructure and health personnel and to provide integrated service delivery for basic reproductive and child health care.
- 2) Mid-term objective:** To bring total fertility rate (TFR) to replacement levels through rigorous implementation of inter-sectoral operational strategies.
- 3) Long-term objective:** To achieve a stable population by 2045 at a level consistent with the requirement of sustainable economic growth, social development and environment protection. Main endeavour will be on elimination of poverty and illiteracy and socio-economic upliftment of the people.

Table- 16.2 Recommendation of health manpower in Tripura and shortages during 2019-20:

Sl. No.	Name of Post	Sanctioned strength	Man in position	Shortage /Vacancy
1	2	3	4	5
1	Laboratory technician	361	226	135
2	Radiographer	106	80	26
3	Pharmacist (allopathic)	756	279	477
4	MPS (female)	180	86	94
5	MPS (male)	181	116	65
6	MPW (female)	1437	806	631
7	MPW (male)	1232	994	238
8	Staff nurse	2678	2236	442
9	Medical Officer (Allopathic)	1480	1104	376
10	Dental surgeon	81	32	49
11	Dental surgeon (ex-cadre)	105	22	83
12	Medical Officer (Homeopathy)	89	25	64
13	Medical Officer (Ayurvedic)	58	46	12
14	Ophthalmic Assistant	52	32	20
15	Blood bank technician	95	51	44

Source: - Health & F.W. Department, Tripura.

Health Infrastructure:

There were 24-Hospitals, 22-Rural Hospitals/ Community Health Centres, 116-Primary Health Centres, 1117-Sub-Centres/Dispensaries (allopathy, homeopathy & ayurvedic), 13-Blood Banks and 7-Blood Storage centers in allopathic branch during 2019-20 through which the State Government has been providing basic health facilities to the all section of society.

Table- 16.3 Below mentioned table shows the allopathic medical facilities of the State during 2019-20 :

Sl. No.	Name of Institution	West	Sepahijala	Khowai	South	Gomati	Dhalai	Unakoti	North	Total
1	2	3	4	5	6	7	8	9	10	11
i	State Hospital	6	-	-	-	-	-	-	-	6
ii	District Hospital	-	-	1	1	1	1	1	1	6
iii	Sub-Divisional Hospital	-	2	1	2	2	3	1	1	12
iv	Rural Hospital & CHCs	3	4	1	5	3	2	1	3	22
v	PHCs	20	15	10	19	11	16	11	14	116
vi	Sub Centre Dispensary (Allopathic)	171	147	104	149	147	121	70	96	1005
vii	Sub Centre Dispensary (Homeopathy)	23	12	05	12	10	04	05	02	73
viii	Sub Centre Dispensary (Ayurvedic)	14	05	05	05	04	02	01	03	39
ix	Blood bank	4 (2 Government &	01	01	02	01	02	01	01	13

		2 Non-Government)								
x	Blood Storages	01	01	-	01	01	02	-	01	07
xi	1 st Referral Hospital (FR Unit in Tripura)	2019				2020				
		11				11				

Source: - HIMS Health & FW Department.

In addition to these facilities, the State Government has been giving thrust to expand and strengthen the homeopathic and ayurvedic system of medical services as a complement to the modern medical facilities especially in the rural area.

Table: 16.4 The below mentioned table shows the status of Homeopathy and Ayurvedic institution in Tripura 2019-2020:

District	Homeopathy	Ayurvedic
1	2	3
West	23	14 (3 nos. Satellite Disp.)
Sepahijala	12	05
Khowai	05	05
South	12	05
Gomati	10	04
North	02	03
Unakoti	05	01
Dhalai	04	02
Total	73	39

Source: - AYUSH Cell.

Table- 16.5 The total number of beds in medical institutions in the State is presented below for the year 2019-2020.

Sl.No.	Item No.	West	Sepahijala	Khowai	South	Gomati	Dhalai	Unakoti	North	Total
1	No. of beds	1750	390	240	570	430	510	280	360	4530
2	No. of beds in State Hospitals	1560	-	-	-	-	-	-	-	1560
3	No. of beds in District Hospital	-	-	100	100	150	150	150	100	750
4	No. of beds in Sub-Divisional Hospital	-	130	50	150	100	200	50	50	730
5	No. of beds in R.H/ CHC	90	120	30	150	90	60	30	90	660
6	No. of beds in PHC	100	140	60	170	90	100	50	120	830
7	No. of beds in Sub Centre	Nil	Nil	Nil	Nil	Nil	Nil	Nil	Nil	Nil

Source: - H & FW Department.

Table- 16.6 The status of technical manpower position under the State Health Department during the years 1998, 2013, 2019 and 2020 is presented in the following Table:

Sl. No.	Category	1998	2013	2019	2020
1	2	3	4	5	6
1	Medical Officer (allopathic)	541	731	1050	990 (Regular) 61 (Ad-hoc) 42 (Re-employment)
2	Medical Officer (Ayurvedic)	43	50	47	42
3	Medical Officer (Homeopathy)	46	49	25	20
4	Medical Officer (Dental)	38	49	55	53
5	Inspecting Officer (Drug)	10	10	17	18
6	MPW (male)	371	680	1002	994
7	MPW (female)	603	631	838	806
8	Staff nurse	737	1883	2271	2236
9	Field worker(Total MPW)	974	1311	1840	1847

Source: - DFWPM Office.

Table- 16.7 Blood storage and Blood banks, 2019-20:

Sl. No.	Name of Blood Storage/District/Sub-Divisional Hospital/R.M./C.H.C./P.H.C.	Blood Bank/District/Sub-Divisional Hospital/R.M./C.H.C./P.H.C.
1	Melaghar Sub-Divisional Hospital	District Hospital, , North, Dharmanagar (Government Blood Bank)
2	Subroom Sub-Divisional Hospital	District Hospital, Gomati (Government Blood Bank)
3	Challengta Sub-Divisional Hospital	BSM Hospital, Kamalpur, (Government Blood Bank)
4	Amarpur Sub-Divisional Hospital	Hospital, Unakoti Bhagabannagar Kailashahar, (Government Blood Bank)
5	Kanchanpur Sub-Divisional Hospital	IGM hospital, Agartala, (Government Blood Bank)
6	Gandacharra, Sub-Divisional Hospital	AGMC & GBP Hospital, Agartala (Government Blood Bank)
7	Kherenghar Sub-Divisional Hospital	District Hospital, Khowai (Government Blood Bank)
		District Hospital , South Santirbazar (Government Blood Bank)
		Bishalgarh, Sub-Division Hospital (Government Blood Bank)
		Belonia, Sub-Division Hospital (Government Blood Bank)
		District Hospital, Dhalai, Kulai (Government Blood Bank)
		Dr.B.R Ambedkar Teaching Hospital (Non-Gov., Blood Bank)
		ILS Hospital, Agartala (Non-Government Blood Bank)

Source: - MS, T.S.B.T.C.

Table- 16.8 Achievement of Health Camp, 2019-20:

Activity	Achievement
1	2
No. of health camp	13,342
Total patient treated	2,89019
No. of fever patients	39245
No. of diarrhea patients	10994

Source: - PH, DFWPM Office.

Table- 16.9 National Iodine Deficiency Disorder Control Programme 2019-20:

Sl.No.	Activity	Achievement		
1	Salt sample received	1003027		
2	Salt sample tested (by S.T. Kits)	1003027		
3	All sample compiles with PFA standard	No. of salt samples with adequate Iodine (Above 15 ppm)	No. of salt samples with inadequate Iodine (less than 15 ppm)	No. of salt samples with nil Iodine.

Source: - NIDDCP.

Table- 16.10 FSSA, 2019-20:

Sl.No.	Activity	Achievement		
1	Samples received	488		
2	Sample tested	484		
3	Sample pending	4		
4	Adulterated food	73		
		Unsafe-2	Non-confirming sub-standard -52	Misleading claim-17

Source: - FSSA,DFWPM Office.

b.FAMILY WELFARE:

Population stabilization and family welfare programmes are being implemented in the State with the objective of population stabilization and reduction in maternal and child death. Immunisation programme is being implemented in full swing so that no child should be left out without immunization. Health and Family Welfare Department is continuously monitoring the system.



Table: 16.11 The State's performance on family planning during 2019-20. is presented in the following Table:

Sl.No.	Method	Achievement/Number
1	Total Sterilisation	2953
2	Vasectomy	40
3	Tubectomy	1185
4	IUD insertion	351
5	CC users (Nirodh)	165967
6	Oral pill users	118515

Table: 16.12 The district wise performance of family planning in the State during 2019-20 is presented in following Table:

Sl.No	Particulars	West	Sepahijala	Khowai	South	Gomati	Dhalai	Unakoti	North	Total
1	Sterilisation	2297	129	0	86	210	19	159	53	2953
2	Vasectomy	2	4	0	0	15	0	19	0	40
3	Tubectomy	712	104	0	55	172	0	89	53	1185
4	IUD Insertion	181	39	4	48	62	17	0	0	351
5	CC Users/distributed(Nirodh)	53234	20021	7803	21460	16015	15952	24092	7390	165967
6	Oral Pill Users/distributed	26256	8620	12736	22006	10916	19747	15264	2970	118515

Source: -MS, SHFWS, Tripura.

Immunization

Table: 16.13 State performance on immunization and MCH during the year 2019-20 are given in the following Table:

Sl.No.	Name of the Vaccine	Achievement/ Number
1	DPT (Penta-3)	50759
2	OPV 3	51215
3	BCG	50324
4	Measles 1/MR 1	48689
5	DT (5yrs)	34649
6	TT2 & TT Booster/TD(Pregnant Women)	51259
7	TT (10 years)	49022
8	TT (16 years)	35334
9	IFA (Large)	31405 (HMIS Portal)
10	Vit- A solution (1 st Dose)	43596
11	Full immunization	48367
12	Hepatitis B0	37269
13	Hepatitis B1 (in Pent 1)	53901
14	Hepatitis B2 (in Pent 2)	51998
15	Hepatitis B3 (in Pent 3)	50759

Source: - SIO, Tripura

Pulse Polio: The National Pulse Polio Immunization programme has been successfully implemented in the State since 1995-96.

Table: 16.14 The district wise performance during 2019-20 is presented in the following Table:

Sl.No	Month	West	Sepahijala	Khowai	South	Gomati	Dhalai	Unakoti	North	Total
1	2	3	4	5	6	7	8	9	10	11
1	January 2020	6441	47844	32702	39561	36565	50301	27172	44995	285581

Source: - SIO, Tripura.

Voluntary Blood Donation:

Table: 16.15 The achievement under voluntary blood donation camp:

Year	Voluntary	Replacement	Total	Blood donation camp
2014-15	28,021	783	28,804	779
2015-16	27,965	743	28,708	762
2016-17	25,278	1,097	26,375	777
2017-18	22,833	4,741	27,574	702
2018-19	26,745	5,676	32,421	777
2019-20	25,051	8,186	33,237	693

Source: - MS.TSBTC

National Vector Borne Disease Control Programme:

Table: 16.16 The National Vector Borne Disease Control Programme in the State during the year 2019-20:

Activity	Achievement
1	2
Blood slides collected	613867
Blood slide examined	604757
Positive Cases	12122
PV/Mixed Cases	814

Source: SPO.NVBDCP.

Control of blindness and visual impairment:

Table: 16.17 The achievement of the control of blindness and visual impairment during 2019-20 is presented in the below noted table:

Activity	Achievement
1	2
Cataract operations	10170
School covered	365
Teachers trained	-
School children screened	43862
Students found Refractive error	1890

Source: - SPO, NPCB

Revised National Tuberculosis Control Programme:

Table: 16.18 The achievement of the National Tuberculosis Control Programmed under in the State during 2019-20:

Activity	Achievement
(1)	(2)
Sputum examined	34625
Sputum positive cases	1545
Total cases detected	3037

Source: - NTCP

National Leprosy Eradication Programme:

Table: 16.19 The achievement under the programme in the State during 2019-20:

Activity	Achievement
(1)	(2)
Leprosy cases detected	88 Patients
Prevalence rate per 1000 population	0.21
Number of patients treated	88 Patients

Source: - SPO,NLEP

National Cancer control programme:

Table: 16.20 The achievement under the programme during 2019-20:

Activity	Achievement
(1)	(2)
Mammography	Nil
Cancer patients received Chemotherapy	2038
Cancer patients received Radiotherapy	1151

Source: - Medical Superintendent, Cancer Hospital.

National mental health programme:

Table: 16.21 The achievement under the programme during 2019-20:

Activity	Achievement
(1)	(2)
Mental Patients treated at OPD	6845
Mental Patients treated at IPD	775
Total	7620

Source: - Programme Officer, DMHP(W), Tripura

Table: 16.22 Budget for 2019-20 (RE):

(Rs. in lakhs)

Department	Non-Plan	State Plan	CSS & NLCPR	NEC	Total
1	2	3	4	5	6
FW & PM	0.00	25654.54	20992.31	0.00	46646.85
			CSS & NLCPR	NEC	Total
Health (R)	48,999.07		2040.40	0	51039.47

Source: Health & FW Department, Tripura.

Patients treated:

Table: 16.23 Total number of patients treated both indoor and outdoor, during 2019-20:

	District	Patients Treated in		
		In-Patient (Admission)	In-Patient Head Count at midnight	Out-door (OPD All)
2019-20	West	152432	639959	1580712
	Sepahijala	36148	58715	566914
	Khowai	24374	48418	308136
	Gomati	53184	103591	511395
	South	52022	105230	556042
	Dhalai	44352	89381	435159
	Unakoti	26278	44357	314496
	North	45122	84023	429926
	Total	433912	1173674	4702780

Source: HMIS, Portal.

Table: 16.24 The number of patients treated both in-door and out-door by different kinds of disease in the State during 2019-20:

Name of the State	Tuberculosis	Syphilis	Fever	Smallpox
1	2	3	4	5
Tripura	3037	01	231,019	0
	Malaria	Leprosy	Cholera	Gastroenteritis
	12122	88	0	68001
	STI	Diphtheria	Poliomyelitis	Tetanus
	107	1	0	0
	Measles	Whooping cough	Typhoid	
29	31	4100		

Source: HMIS/SBHI Section/SPO, NVBDCP/SPO, NLEP.

c.DRINKING WATER & SANITATION:

The Drinking Water & Sanitation wing of Public Works Department, Government of Tripura is responsible to provide adequate & sustainable drinking water supply in each household and also to ensure better sanitation system in the State.

Government of India has restructured and subsumed the ongoing National Rural Drinking Water Programme (NRDWP) into Jal Jeevan Mission (JJM) Har Ghar Nal Se Jal (HGNSJ) to provide Functional Household Tap Connection (FHTC) to every rural household with service level at the rate of 55 liters per capita per day (lpcd) i.e. by 2024 but in Tripura it will be implemented by August, 2022.



As on 01.04.2020, out of 8723 rural habitations, 6156 habitations were fully covered, 2548 habitations were partially covered and 10 habitations are slip back on quantity basis. On pipe water supply basis, 4848 habitations were fully covered, 1302 habitations were partially covered and 2573 habitations are not covered.

Table: 16.25 The brief status of PWD (DWS) :

Sl. No	Details of Scheme	Rural	Urban	Total
1	Deep Tube Well (DTW) in Nos.	1876	174	2050
2	Small Bore Tube Well (SBTW) in Nos.	3664	84	3748
3	Surface Water Treatment Plant (SWTP) in Nos.	36	18	54
4	Iron removal plant(IRP) in Nos.	866	59	925
5	Ground Water Treatment Plant (GWTP) in Nos.	35	4	39

6	Spot Source like Mark-II/III, OHP etc in Nos.	16079	1970	18049
7	Innovative Scheme	258	0	258
8	Pipe Line (in km)	10678	1518.5	12196
9	Street Hydrant Point	44559	6613	51172
10	Domestic Connection	74862	96776	171638

Source: PWD (DWS), Tripura

Table: 16.26 Swachh Bharat Mission:

ITEM	Achievement as on 31.03.2020 since 2012
Individual house Hold Latrine	3,84,068
Community Sanitary complex	154
Reconstruction of defunct IHHL (APL & BPL)	1,22,206

Source: PWD (DWS), Tripura.

Concluding remarks: -

State achieved well in terms of birth rate, death rate as well as infant mortality rate in compare to national average. However, specialist health care services need to be augmented for quality life.

Setting-up of two successive Medical Colleges would definitely improve the quality treatment in the State since a good number of the patient is going outside the State for better treatment.

Providing quality water supply and proper sanitation system to the community is the priority sector of the Government and accordingly the DWS wing of PWD is committed to face the challenges to ensure better satisfaction of the consumers.

Chapter-17

WELFARE

a. TRIBAL WELFARE:

The Department of Welfare for Scheduled Tribes and Scheduled Castes established on 24th October 1970 with the objective of socio-economic development as well as over all development of the most under-privileged sections of the society namely, the Scheduled Tribes (STs) & Scheduled Castes (SCs). In 1982, the Tribal Welfare Department started functioning as a separate Department with a view to give more focused attention on the integrated socio-economic development of Scheduled Tribes people.



There are 19-Schedule Tribes (ST) in the State with their own cultural identity. The Scheduled Tribe population as per 2001 Census was 9,93,426, which was 8,53,345 (30.95 percent) in 1991. Total Scheduled Tribe males and females were 5,04,320 and 4,89,106, respectively as per Census-2001. The Census- 2001 data reveals that the literacy rate of the State was 73.20 percent and the similar literacy rate for the tribal population was 56.5 percent, which was 40.37 percent in 1991. The Scheduled Tribe males literacy rate was 68.00 percent and Scheduled Tribe females literacy rate was 44.60 percent in 2001.

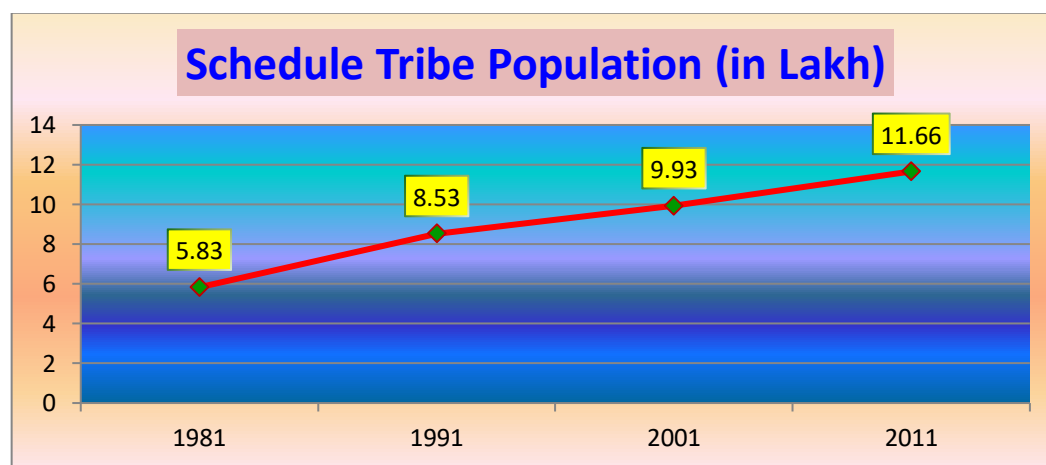
The Scheduled Tribe population as per 2011 Census was 11,66,813 which was 31.8 percent of total population. Total Scheduled Tribe males and females were 5,88,327 and 5,78,486 respectively as per Census-2011. The Census- 2011 data reveals that the literacy rate of the State was 87.22 percent and the similar literacy rate for the tribal population was 79.05 percent, which was 56.50 percent in 2001. The Scheduled Tribe literacy rate has significantly increased during intra-census period of 2001-2011.

- ▶ **The Scheduled Tribe population as per 2011 Census was 11,66,813.**
- ▶ **Schedule Tribe population constitutes 31.8 percent of total population.**
- ▶ **Schedule Tribe Literacy rate reached 79.05 % in census 2011.**
- ▶ **19th January is celebrated as 'Kok-borok Day' in the State.**

Table- 17.1 There are 19-ST communities, and their detailed demographic particulars are as follows:

Sl. No.	Name of the tribes	Population (Census Years)			
		1981	1991	2001	2011
i)	Tripuri / Tripura	3,30,872	4,61,531	5,43,848	5,92,255
ii)	Reang	84,003	1,11,606	1,65,103	1,88,220
iii)	Jamatia	44,501	60,824	74,949	83,347
iv)	Noatia	7,182	4,158	6,655	14,298
v)	Uchai	1,306	1,637	2,103	2,447
vi)	Kuki	5,501	10,628	11,674	10,965
vii)	Halam	28,969	36,499	47,245	57,210
viii)	Lushai	3,734	4,910	4,777	5,384
ix)	Bhutia	22	47	29	28
x)	Lepcha	106	111	105	157
xi)	Khashia	457	358	630	366
xii)	Chakma	34,797	96,096	64,293	79,813
xiii)	Mog	18,231	31,612	30,385	37,893
xiv)	Garo	7,297	9,360	11,180	12,952
xv)	Munda / Kaur	7,993	11,547	12,416	14,544
xvi)	Santhal	2,726	2,736	2,151	2,913
xvii)	Orang	5,217	6,751	6,223	12,011
xviii)	Bhil	838	1,754	2,336	3,105
xix)	Chamal	18	26	226	549
xx)	Generic	0	0	7,098	48,356
	Total	5,83,770	8,53,345	9,93,426	11,66,813

Source: - Census-2011, RGI, New Delhi.



Educational Programme: To improve educational scenario among Scheduled Tribes people various schemes are being successfully implemented in the State. Details of the schemes are given below:

1. Boarding house stipend: At present Boarding House stipend @ Rs. 65/- per day per student is being provided for maximum number of 322 days in an academic year for the students from Class-I to Class-X. There are 329 nos. of approved Boarding Houses, out of which 112 nos. are run by the Non

Governmental Organizations. There are 217 nos. of Boarding Houses (Boys-126, Girls-91) runs by the Government of the State.

Table: 17.2 Details of the achievement during the year 2019-20:

Year	Financial achievement (Rs. in lakh)	Physical achievement (Nos. of students)
2019-20	5780.08	26,050

Source: - Tribal Welfare Department, Tripura.

2. Pre-Matric scholarship: i) Under this scheme, scholarship is provided @ Rs.40/- per month to the Scheduled Tribes students from Class VI to VIII under State share for a period of 10(ten) months in a academic year. During 2019-20, 28,995 nos. of students were provided Scholarship with an amount of Rs. 101.91 lakhs.

ii) For the students of Class IX to X, Scholarship is provided @ Rs. 525/- for Hosteller and @ Rs.225/- for Day Scholars per month under Centrally Sponsored Scheme for a period of 10 (ten) months in a academic year. Book and Ad hoc Grants @ Rs.1,000/- per annum for Hosteller and @ Rs.750/- per annum for Day Scholars are also provided. The Scheduled Tribes students whose annual family income does not exceed Rs. 2,50,000/- are eligible for getting this Scholarship. Pre-metric Scholarship (IX-X) are being implemented through National Scholarship Portal (NSP 2.0). Pre Matric Scholarship have been provided to 10,980 nos. of ST students with an amount of Rs.424.79 lakhs.

3.Post-Matric scholarship (PMS): Post-Matric Scholarship is provided to the students of Class XI and above for continuing higher studies for 10 months. The Scheduled Tribes students whose annual family income is not more than Rs.2,50,000/- are eligible for maintenance allowance and fee for all courses (higher studies).

Table. 17.3 The rate of the stipend per month provided in 2019-20 under the Post-Matric scholarship scheme (PMS) :

Group	Hostellers	Day Scholars (in Rs.)
I	1200.00	550.00
I	820.00	530.00
III	570.00	300.00
IV	380.00	230.00

Source: - Tribal Welfare Department, Tripura.

The Scheme is implemented through National Scholarship Portal (NSP 2.0). Post Matric Scholarship have been provided to 23,422 nos. of ST students with an amount of Rs.5207.67 lakhs.

4.Merit Award: The meritorious Scheduled Tribes students are encouraged for their excellence in studies. Students, who secured 60% and above marks in their Annual Examination from Class-VI to IX & XI and Madhyamik/School Final/ HSLC examination and H.S (10+2) Examination from any recognized Board, awarded in cash together with a certificate.

Table: 17.4 The rates of Merit Award in various levels are given in the following table:

Sl. No.	Class	Rate of award (in Rs.)	
		ST Boys	ST Girls
1	Class VI to next higher class	400	500
2	Class VII to next higher class	500	600
3	Class VIII to next higher class	600	700
4	Class IX to next higher class	700	800
5	Madhyamik or equivalent	1,400	1,500
6	Class XI to next higher class	1,400	1,500
7	H.S (+2) Stage	3,500	4,000
8	Special Merit Award for Madhyamik Examination or equivalent examination securing 80% marks in average	5,000	5,000
9	Special Merit Award who passed H.S. (+2) or equivalent examination securing 80% marks in average	10,000	10,000
10	Special Merit Award, who secured 1 st to 10 th rank in merit position in Madhyamik/ H.S.(+2) Examination	50,000	50,000

Source: - Tribal Welfare Department, Tripura.

Table:17.5 Details of the achievement during the year 2019-20 are shown below:

Year	Financial Achievement (Rs. in lakhs)	Physical Achievement (Nos. of students)
201-20	106.89	9,566

Source: - Tribal Welfare Department, Tripura.

5. Supply of free textbooks: Under this scheme, financial assistance grant in lieu of textbooks is given to the students of Class IX and above classes. Rate of supply of free text books for Class IX-X is Rs.300/-, Class: XI is Rs.350/-, Class: XII is Rs.400/- and Degree is Rs.500/- since 2003-04.

Table : 17.6 Details of the achievement during the year 2019-20 are shown in the following table:

Year	Financial Achievement (Rs. in lakhs)	Physical Achievement (Nos. of students)
2019-20	73.36	22,489

Source: - Tribal Welfare Department, Tripura.

6.Special Coaching in Core Subjects: Under the scheme, tutorial guidance is given to the Scheduled Tribes Boarders attached to the Government run High/ Higher Secondary Schools reading in Classes VI to XII under Education Department, Government of Tripura. Coaching is given in English, Mathematics & Science subjects for the period of 6 (six) months. The teachers are provided honorarium @ Rs.4,000/- and Group-D @ Rs.500/- per month.

Table: 17.7 Details of the achievement during the year 2019-20 are shown in the following table:

Year	Financial Achievement (Rs. in lakhs)	Physical Achievement (Nos. of students)
2019-20	109.96	8,239

Source: - Tribal Welfare Department, Tripura.

7.Coaching Center for Madhyamik drop out ST students: Special efforts have been made to provide coaching for the unsuccessful Madhyamik students who could not succeed due to various reasons of inconveniences. Stipend @ Rs.65/- per student per day is provided to the hostellers, the scheme is implemented through NGOs.

Table: 17.8 Details of the achievement during the year 2019-20 are shown in the following table:

Year	Financial Achievement (Rs. in lakhs)	Physical Achievement (Nos. of students)
2019-20	84.24	300

Source: - Tribal Welfare Department, Tripura.

8.Coaching for UPSC/IAS examinations: The Tribal Welfare Department has taken special initiatives for meritorious Scheduled Tribes students of the State, so that, they can show outstanding performance in all India UPSC/IAS examinations.

Table: 17.9

Year	Examination	Financial achievement (Rs. in lakh)	Physical achievement (Nos. of students)
2019-20	IAS	10.59	9

Source: - Tribal Welfare Department, Tripura.

9.Sponsoring students for Job Oriented Courses: Scheduled Tribes students are sponsored outside/inside the State for study in GNM, Nursing, Paramedical, B.ED & D.El.ED courses. The Tribal Welfare Department provides maintenance allowance, tuition fee and expenditure on journey cost.

Table :17.10

Year	Financial Achievement (Rs. in lakhs)	Physical Achievement (Nos. of students)
2019-20	132.45	290

Source: - Tribal Welfare Department, Tripura.

10. Establishment of Ashram School (Class III to V): With the aim to provide quality and value based education among the children, hailing from poor tribal families, 3 (three) number of Ashram Schools has been established. These are English Medium School. In these schools, ST students were admitted for Class III and read up to Class V. These schools run by the Tripura Tribal Welfare Residential Educational Institutions Society (TTWREIS).

11. Establishment of Ekalavya Model Residential School (Class VI to XII): To ensure quality education to all ST students by increasing enrolment ratio as well as reducing in Scheduled Tribes dropout rates, Ekalavya Model Residential School are being setup in all tribal dominated R.D Blocks. The Medium of education in the EMR Schools is English and the curriculum is CBSE. The schools are funded under 100% grant from Government of India. Besides one Ekalavya Model Day

Boarding School (EMDBS) will be set up at Killa. EMDBS Killa has been started functioning from the academic year 2019-20 temporarily at Dasharath Deb Memorial English Medium High School.

Table :17.11 Results of the students of EMR schools & one Residential School under TTWREIS in AISSE (Class-X) & AISSE (Class-XII) in 2019-20 are given below:-

Name of School	Examination	Nos. of students appeared			Nos. of students passed			First Division		
		Boys	Girls	Total	Boys	Girls	Total	Boys	Girls	Total
EMR School, B.C. Nagar	AISSE (Class-X)	31	37	68	28	32	60	5	1	6
	AISSE (Class-XII)	5	15	20	5	15	20	5	15	20
EMR School, khumulwng	AISSE (Class-X)	15	28	43	13	28	41	3	14	17
	AISSE (Class-XII)	21	26	47	21	26	47	21	25	46
EMR School, Kumarghat	AISSE (Class-X)	23	27	50	23	26	49	12	15	27
	AISSE (Class-XII)	17	21	38	11	18	29	5	10	15
EMR School, Rajnagar	AISSE (Class-X)	24	23	47	24	23	47	7	12	19
	AISSE (Class-XII)	24	13	37	24	13	37	23	13	36
Residential School, Bhuratoli	AISSE (Class-X)	20	15	35	20	15	35	5	4	9
Total	AISSE (Class-X)	113	130	243	108	124	232 (95.5%)	32	46	78
	AISSE (Class-XII)	67	75	142	61	72	133 (93.7%)	54	63	117

Source: - Tribal Welfare Department, Tripura.

12. Construction of Hostels for ST Girls and Boys: There are 217 Government/TTAADC/TTWREIS run Scheduled Tribes hostels (Girls-91 & Boys-126). During 2019-20 MoTA, Government of India, has sanctioned 3 (three). College hostels namely (i) 50 seated Scheduled Tribes boy's hostel attached to Gandacherra Government Degree College, (ii) 50 seated Scheduled Tribes girls hostel attached to Fatikroy Degree College and (iii) 100 seated Scheduled Tribes girls hostel attached to Women's College, Agartala. Site has been identified for all the 3 hostels. Preparation of site-specific plan and estimate is under process.

During the year 2019-20, 14 nos. of toilets have been re-constructed in the Scheduled Tribes Hostels involving an amount of Rs. 87.54 Lakh.

13. Inter hostel sports competition & distribution of Sports Goods: Inter hostel competitions are conducted every year in order to provide them wider exposure and scope for improving skill. During the year 2019-20, the Department had spent Rs.3.80 lakhs to achieve the objective.

During the year 2019-20, Sports Goods like Football, Volleyball and Cricket set had been provided to all Scheduled Tribes Boys and Girls Hostels which are run by the Government of Rs. 25.92 lakh.

Economic Development: To ensure economic development, up gradation of livelihood and self-dependency of scheduled tribes is the main objective of this scheme. Various schemes like assistance to ARDD Activities (Duckery & Poultry), Horti activities (Vermi compost, exotic flower, Mushroom, Arecanut, Banana & Pineapple) Pisciculture activities (integrated Pig cum fish culture) are being implemented for economic development of Scheduled Tribes. During the year 2019-20, total 3,528 beneficiaries have been provided Rs. 458.73 lakh financial assistance for the above mentioned purpose.

Four (04) Deep Tube Wells for irrigation purpose are being set up and fund of Rs. 150.00 Lakhs has been placed to the PWD (WR).

❖ **Pradhan Mantri Van Dhan Yojana :** The Hon'ble Chief Minister has launched the Pradhan Mantri Van Dhan Yojana in Tripura on 11th January, 2020 with the aim of promoting entrepreneurship among Minor Forest Produces (MFP) gatherers and artisans. An amount of Rs. 2.26 crore has been sanctioned by the Government of India for setting up of 17 Van Dhan Vikas Kendra (VDVK) involving 4256 beneficiaries of 249 SHGs for procurement and value addition of Minor Forest Produces like Broom Grass, Amla, tamarind, Gandhaki etc. In the 1st Phase VDVks will be provided support for tool kits, training and raw materials etc. In the 2nd phase fund of Rs.20.00 lakhs will be provided to each VDVks for up gradation of Pucca House, warehouse, storage, add-on equipment etc.

Skill Development: The main objective of this scheme is to upgrade the skills of the tribal youths in various traditional/ modern vocations depending upon their educational qualifications, present economic trends and the market potential. Under this scheme training, support and guidance for all occupations like carpentry, motor driving, beautician, mason, bar binder, plumber, plastic engineering, Spoken English & communication skill, Terracotta Leather and Rexene goods marker, Bag maker, Toy maker etc. are provided.

Table:17.12 During the financial year 2019-20 are shown in the following table:

Year	Financial Achievement (Rs.in lakh)	Physical Achievement (Nos. of Trainees)
2019-20	36.68	436

Source: - Tribal Welfare Department, Tripura.

Promotion of Art & Culture and Fairs & Festivals:

Kok-Borok Day Celebration: On 19th January, 1979, Tripura Government recognized Kok-Borok language as State language after a prolonged struggle of Kok-Borok speaking communities and different democratic organizations. Thus on 19th January of each year, Kok-Borok Day is being celebrated since 2005.

Folk Arts & Culture (Fairs & Festivals): To maintain, promote and revive the traditional culture of the tribals, supports to the observation of major tribal festival is extended under the scheme. Mela, Exhibitions, Pujas, Conferences of tribal leaders etc. are also held under the scheme.

Table : 17.13

Year	Physical achievement (Nos. of Organisation)	Financial achievement (Rs. in lakh)
2019-20	25	41.50

Source: - Tribal Welfare Department, Tripura.

Health Programme:

Nucleus Budget: Nucleus Budget scheme guideline have been revised. Financial assistance provided to the poor tribals for medical treatment and purchase of medicine. The BDOs have been authorized to sanction an amount not exceeding Rs.8,00/- only per patients; the SDWOs have been empowered to sanction an amount not exceeding Rs.1,000/- only per patients; The SDMs, and DWOs have been authorized to sanction an amount not exceeding Rs.1,500/- only per patients; DM & Collector have been authorized to sanction an amount not exceeding Rs.2,000/- only per patients; Director, Tribal Welfare Department have been authorized to sanction not exceeding Rs. 6,000/- per patients only for treatment inside the State ; Principal Secretary/Secretary, Government of Tripura may sanction not exceeding Rs. 9,000/- only per patients in special circumstances Government may sanction up to Rs. 15,000/- only per patient for treatment outside the State.

Table :17.14 Details of the achievement during the year 2019-20 are shown in the following table:

Year	Financial Achievement (Rs. in lakh)	Physical Achievement (Nos. of patient)
2019-20	24.00	1,302

Source: - Tribal Welfare Department, Tripura.

❖ Implementation of Schedule Tribes and Other Traditional Forest Dwellers (Recognition of Forest Rights) Act, 2006.

The Scheduled Tribes and Other Traditional Forest Dwellers (ROFR) Act, 2006 had been successfully implemented in the State. Under this Act, so far 1,30,903 forest dwellers have been vested with forest rights out of 2,00,696 applications filed by the Forest Dwellers. Details of implementation of RoFR Act, 2006 are given below (as on 30th April, 2020):

Table : 17.15

Sl. No	Particulars	Details of implementation of RoFR Act 2006
1	Total no of forest rights so far vested	1,30,903
2	Total no of forest rights so far vested to S.T families	1, 30,901
3	Total no of forest rights so far vested to OFD	2
4	Quantum of land involved (ha.)	1,86,229.50
5	Quantum of land involved (for ST families)(ha)	1,86,229.02
6	Quantum of land involved for OFD (ha)	0.48
7	Demarcation of land completed through GPS(Nos.)	1,24,985
8	Pillaring completed (Nos.)	1,22,422

Source: - Tribal Welfare Department, Tripura.

Table :17.16 Land Reforms, Restoration of Alienated Tribal land is depicted as per district-wise is as follows:

Name of District	Order passed for restoration of alienated Tribal land	
	Cases	Area (in acres)
West District	3814	2333.39
South District	3154	3096.75
Gomati District	3606	5025.65
Khowai District	11213	7931.54
Sepahijala	2327	1828.11
North Tripura	1082	1653.48
Unakoti District	897	1302.99
Dhalai District	2234	1939.03
Total	28327	25110.94

Source : Revenue Department, Tripura.

Budget of Tribal Welfare Department for 2019-20 & 2020-21:

Table : 17.17 Detailed Budget Estimate, Revised Estimate and Expenditure for the year 2019-20 and Budget Estimate for the 2020-21 in respect of Tribal Welfare Department.

(Rs. in lakhs)

Particulars		BE 2019-20	RE 2019-20	Expenditure 2019-20	BE 2020-21
1. TOTAL SALARY		1984.21	1903.08	1841.14	1960.17
of which					
1	Wages	12.80	12.00	10.14	13.00
2 TOTAL NON-SALARY		41595.90	48062.02	41678.27	49089.38
of which					
1	Electricity Charges	15.00	11.25	11.25	15.00
2	Share of Taxes	14300.00	14300.00	14300.00	14300.00
3	Transfer of fund to TTAADC	13500.00	15340.00	15340.00	13500.00
4	Election	0.00	20.00	18.99	980.00
5	Village committee Election	100.00	0.61	0.60	0.00
6	Professional Services	1.00	0.50	0.50	1.00
7	Medical Reimbursement	5.00	5.00	4.84	6.00
8	Grants to PSUs/ Boards/ Home/ Bodies	75.00	75.00	75.00	75.00
9	State Share/State's Contribution	160.00	513.68	513.16	1224.90
10	Scholarship/Stipend	4500.00	7500.00	6198.66	6986.00
11	Grants-in-aid for Educational Institutions	300.00	500.00	500.00	500.00
12	Coaching to Madhyamik Drop-out	42.33	114.66	84.24	113.01
13	Coaching & Allied scheme	12.00	27.80	10.59	56.00
14	Folk Arts, Culture etc.	41.60	41.60	41.50	41.60
15	Spl. Coaching in Core Subject	43.28	110.40	109.96	114.15
16	Supply of Free Text	52.77	80.00	73.36	80.00
17	Supply of Furniture of Hostel	22.17	23.35	16.76	23.35

18	Advertising & Publicity	1.00	1.00	0.99	1.00
19	Maintenance Hostels (Minor works)	56.00	48.00	44.319	200.00
20	Outsourcing Service	1.00	0.00	0.00	0.00
21	Others	84.93	103.01	95.79	84.90
22	NABARD	150.00	0.00	0.00	0.00
23	NABARD (Interest)	20.00	0.00	0.00	20.00
24	Rehabilitation of Surrendered Extremist (Pre-1998)	34.92	14.48	11.92	14.48
25	Pre –Induction Training	0.00	0.00	33.50	0.00
26	Nucleus Budget	45.00	24.00	24.00	24.00
CASP/CSS					
27	Grants under Article 275(1)	2000.00	3018.84	2173.75	2967.00
28	SCA to TSS	2000.00	1463.04	1364.54	2533.96
29	Construction of Boys & Girls Hostels	200.00	0.00	0.00	0.00
30	Post-Metric Scholarship	3100.00	3854.00	105.929	4239.00
31	Pre-Metric Scholarship	592.90	635.00	287.82	699.00
32	Institutional Support for marketing & Development of Tribal Products (MFPO)	100.00	200.66	200.66	250.00
33	Protection of Civil Right Act., 1955 and Prevention of Atrocities Act., 1989	40.00	36.14	35.632	40.00
Grand Total		43580.11	49965.10	43519.41	51049.55

Source: - Tribal Welfare Department, Tripura.

TRIPURA SCHEDULED TRIBES COOPERATIVE DEVELOPMENT CORPORATION LTD.

The main objective of the Tripura Scheduled Tribes Cooperative Development Corporation Ltd. is development of economic condition of the poor unemployed tribal people of the State by extending financial help through providing loan under various schemes with easy terms and condition at a low rate of interest. Besides, soft loan is also provided to the ST students for higher studies.

During the year 2019-20, Rs.1174.52 lakhs was provided to the 434 ST youths as loan under transport, business and agriculture allied sector for self employment and Rs. 108.66 lakhs was provided to the 54 Scheduled Tribes youths as Education Loan.

b. SCHEDULE CASTE WELFARE:

The striking feature of Scheduled Castes demography of Tripura is that the Scheduled Castes are not confined exclusively to "Paras" or "Bastis". They live intermingled with other communities in the same village spread all over the State. The social gap between the Scheduled Castes and other communities in Tripura is minimum.

As per 2011 Census, the Scheduled Castes (SC) population of the State is 6,54,918 (17.8%). Total Scheduled Caste male is 3,34,370 whereas Scheduled Caste female is 3,20,548.

The fact remains that the Scheduled Castes here are at the lowest rung of the social ladder and almost at the bottom in the scale of poverty. About 70% of the Scheduled Caste population of the State is engaged in Agricultural activities as either small and marginal farmers or sharecroppers or agricultural labourers. Practically, all fishermen families in the State belong to Scheduled Castes.

As already stated Scheduled Castes Sub-plan villages are considered to be the prime target area for the implementation of the programme of development of Scheduled Castes. At the same time, attention is also being given to the Scheduled Castes population who are living outside Special Component area. The responsibility for implementing the development plans, rests with various development departments of the State. The Scheduled Castes Welfare Department monitors and coordinates such activities. The Scheduled Castes Co-operative Development Corporation is a special body created to promote economic development of the Scheduled Castes.

In 2019-20 the Total State Plan expenditure (34 SCSP Concern Departments) was Rs.3992.91 crores while the SCSP expenditure was Rs.544.18 crores which constitutes 13.62% of the State Plan expenditure.

For the year 2019-20 the SCSP outlay is Rs.928.01 crores as against the total State plan outlay of Rs.6204.74 crores. This is 14.95% of the State Plan outlay.

Schedule Castes Sub-Plan

The Scheduled Castes Sub Plan (SCSP) Strategy for the Welfare of Scheduled Castes, introduced during the 12th plan period is a special device under which various Development Departments of the State Government are required to quantify and set apart an amount of their own plan budget provision for various welfare activities of the Scheduled Castes. The Department for Welfare of Scheduled Castes had been declared as the Nodal Agency and is responsible for coordinating and supervising all Scheduled Castes Welfare activities at under the Scheduled Castes Sub Plan (SCSP).

The quantify amount should not be less than the percentage of Scheduled Castes population in the State. It is drive to expedite and ensure well coordinated development of the Scheduled Castes communities in economic, social, educational and cultural spheres.

For the implementation of the programme, 404 revenue villages in the State have been declared as Scheduled Castes Sub-Plan (SCSP) village. The State Government has identified 236 SCSP villages where Scheduled Castes population is 40% or above and 168 villages where Scheduled Caste population is 20% or above but less than 40%.

In order to ensure proper and 100% utilization of the Scheduled Castes Sub-Plan (SCSP) funds the State Government has issued specific direction not to divert the amount quantified in the annual plan budget of the respective Department. In January 1996, a decision was taken by the Government to book SCSP funds of all other Department against the budget head of the Department for Welfare of Scheduled Castes.

Table : 17.48 Sector wise plan expenditure of SCSP for 2018-19 and allocation for 2019-20:

(Rs.in lakhs)

Sl. No.	Name of sector	Total State Plan expenditure (2019-20)	Exp. Against SCSP during (2019-20)	Total State Plan Divisible Outlay for (2020-21)	Flow SCSP for (2020-21)
1	2	3	4	5	6
1	Sector-I Agri allied services	41668.22	3954.22	104909.71	11428.06
2	Sector-II Rural Development	103760.19	12456.78	231751.08	27490.59
3	Sector-III Spl. Area programme	--	--	--	--
4	Sector-IV Irrigation and Flood Control/DWS	10431.67	1375.73	76978.20	9005.52
5	Sector-V Energy	4359.18	741.06	10021.29	961.53
6	Sector-VI Industries & Minerals	8088.03	445.64	13935.47	339.93
7	Sector-VII PWD (R&B)	24760.62	6345.41	116372.24	15330.94
8	Sector-VIII Communication	--	--	--	--
9	Sector-IX Science & Technology	10992.65	2247.50	822.812	143.25
10	Sector-X General Economic Services	--	--	--	--
11	Sector-XI Social Services	165258.47	22724.39	418441.61	47005.92
12	Sector-XII General Services	29972.12	4127.82	113150.77	13333.63
	Grant Total	399291.15	54418.55	1086383.18	125039.37

Source: Welfare of SCs Department, Tripura.

Table : 17.49 Loan and grant disbursed to economically weaker section by purpose and source in Tripura:

Rs.in Lakh

Year/Purpose	Source					
	Government		Bank		Other	
	No. of beneficiary	amount	No. of beneficiary	amount	No. of beneficiary	amount
1	2	3	4	5	6	7
2019-20 (SC Corporation)						
Agri Sector	-	-	-	-	0	0
Small Business Sector	-	-	-	-	194	581.10
Micro (NSFDC)	-	-	-	-	0	0
Micro (State)	-	-	-	-	0	0
Transport Sector	-	-	-	-	44	80.61
Education (NSFDC) 1 st instalment	-	-	-	-	17	38.97
Part instalment	-	-	-	-	59	57.74
Education (State) part	-	-	-	-	0	0

instalment						
Total	-	-	-	-	314	758.42
2018-19 (Safai Corporation)						
Agri Sector	-	-	-	-	2	4.00
Small Business Sector	-	-	-	-	4	11.00
Transport sector	-	-	-	-	3	4.53
Total	-	-	-	-	9	19.53
2018-19 (PWDs)						
Agri Sector	-	-	-	-	0	0
Small Business Sector	-	-	-	-	7	21.00
Transport sector	-	-	-	-	1	5.40
Education loan	-	-	-	-	0	00
Total	-	-	-	-	8	26.40
Grand total	-	-	-	-	331	804.35

Source : SC Welfare Department, Tripura

Table : 17.50 Statement showing department wise State plan allocation and SCSP allocation for 2019-20 and SCSP up to 4th Qtr. (as on 31th March. 2020) Expenditure:

(Rs. in lakhs)

Sl. No.	Name of the Department	Total State Plan outlay 2019-20	Total State Plan exp. 2019-20	Fund allocated under SCSP -2019-20	Funds actually released for SCSP -2019-20	Cumulative Expenditure (SCSP) 2019-20	% of SCSP EXP. out of total Exp.
0	1	2	3	4	5	6	7
1	Agriculture Deptt.	2699.33	14818.41	5124.63	3760.69	1823.89	
2	Horticulture Deptt.	15410.88	9122.07	2220.05	487.11	483.32	
3	Forest Deptt.	13494.03	12414.86	466.24	453.24	360.79	
4	A R D Deptt.	1257.11	1193.31	796.65	776.350	268.38	
5	Fisheries Deptt.	4058.69	3061.23	1372.64	1087.71	882.79	
6	Register of Co-Operative Society	1211.54	1058.34	135.05	86.83	135.05	
7	R.D. Deptt.	163584.56	55425.91	27811.75	9438.86	9438.86	
8	Panchayat Deptt.	34037.58	32349.66	7.99	4.99	4.99	
9	Revenue Deptt.	39531.3	15984.62	6907.76	4449.72	3012.93	
10	P W D (WR)	00	00	232.01	232.01	610.56	
11	P W D (DWS)	30418.23	10431.67	814.91	814.91	765.17	
12	Power (TSECL)	5669.84	4359.18	963.88	788.80	741.06	
13	Industries & Commerce Deptt.	7402.11	6758.43	452.46	434.33	434.21	
14	H.H & Sericulture	1734.40	1329.60	27.70	13.70	11.43	
15	P W D (R&B)	45417.69	24760.62	7682.43	6345.41	6345.41	
16	Science Technology & Environment	11583.00	10992.65	2247.50	2247.50	2247.50	
17	School Education	31209.00	24685.01	6241.80	4456.94	4415.35	
18	Sports & Youth Affairs	745.66	658.26	127.99	113.29	112.09	
19	Health Service	51039.47	46896.99	2217.41	1518.05	1240.82	
20	F W & P M	46646.86	42346.25	6562.35	5752.48	5525.81	
21	S C Welfare	1468.19	1456.61	1468.19	1468.19	1456.61	
22	Social Welfare & Social Education	42228.41	42124.85	9163.56	9119.34	9119.27	
23	I C A	4400.87	4261.74	400.22	376.21	372.44	
24	Higher Education	3936.30	2828.76	482.00	482.00	482.00	
25	Planning & Coordination	1075.41	1075.41	309.40	179.00	179.00	
26	Food & Civil Supply	7317.91	3092.65	237.64	231.72	136.59	
27	Urban Development Deptt.	46950.34	21117.30	7981.55	3589.94	3589.94	
28	Prison (Jail)	Nil	Nil	Nil	Nil	Nil	
29	Transport Deptt.	3337.01	2875.46	156.66	156.66	98.21	
30	Labour Organization	1315.81	1272.53	43.51	38.93	37.30	
31	Factories & Boiler organization	10.15	9.41	1.56	1.44	1.21	
32	Employment Service & Manpower	61.22	17.5	4.05	2.67	2.67	
33	Information Technology	832.08	503.86	138.73	138.73	81.91	

34	Tourism	389.39	8.00	1.10	1.10	0.99	
	Total	620474.37	399291.15	92801.37	59048.85	54418.55	20.35

Source : SC Welfare Department, Tripura

c. OTHER BACKWARD COMMUNITY (OBC) WELFARE:

The Other Backward Community (OBC) Welfare Directorate under the OBC Welfare Department, Government of Tripura established on 9th October 2013 after bifurcation from erstwhile SC & OBC Welfare Directorate.

The Activities of OBC Welfare Department, Government of Tripura are as follows:

i) Educational Development:

a) *Pre-Matric Scholarship* - OBC Students of Class I to X get this scholarship @Rs.100/- per month for a period of 10 months in a year, the income bar for eligibility is not exceeding Rs.2.5 lakhs per annum as per revised guidelines of MSJE.

b) *Post-Matric Scholarship* - Student pursuing studies from class XI onwards under different categories provided this scholarship for 10 months in a year and the income bar for eligibility is annually not exceeding Rs.1.5 lakh per annum as per Government of India Guideline.

c) *Dr. B.R. Ambedkar Memorial Gold Medal Award* - OBC students securing 1st to 10th position in the Madhyamik/HS (+2 Stage) Examination under TBSE are given the award for their outstanding academic performance.

d) *Dr. B.R. Ambedkar Merit Award* - OBC students securing 60% and above in the Madhyamik/HS (+2 Stage) Examination under different recognized board are given this award by cheque for Rs.1500/- per student.

e) *One time financial support for economically weaker meritorious OBC students (New Scheme in replacement of different sponsorship courses)* - Eligible OBC students passed class X, XII and above with at least 50% marks, pursuing different professional and other courses in the Government recognized institutes/colleges, enrolled under Post-Matric Scholarship may get the assistance strictly on merit basis in addition to Post-Matric Scholarship as per decision of the Government.

f) *Joint Entrance Coaching* - OBC meritorious students with Science background having financially poor background get the opportunity to take participation in TBJEE & AIEEE coaching program conduct by this Department at free of cost for better performance in the respective fields as per decision of the Government time to time.

g) *TCS/TPS Coaching* - TCS/TPS coaching is being provided to the eligible candidate for appearing in these Exams. for success by this Department at free of cost as per decision of the Government time to time.

ii) Economic Sector:

a) *Development of Market* - Department is also taking initiative for development of market stalls in different OBC dominated areas.

iii) Social Sector:

a) Nucleus Budget - Financially poor OBC families are being provided financially assistance for treatment by this scheme.

b) Vidya Sagar Socio Cultural Award - Eminent personalities from OBCs who contributes substantially towards development of socio cultural sector, literature, folk, sports etc. are honoured with this prestigious award.

c) Socio/Cultural Activities – Department supports financially various socio cultural activities like rash, Chaitra mela etc. to organize these type of activities successfully.

Table: 17.51 The achievement for the year 2019-20 on core sectors as above are given below:

Activities		Achievement for the year 2019-20	
		Physical	Financial (in lakhs)
Awarding of Scholarship / Stipend			
1	Pre-Matric Scholarship (50:50 Central/ State)	65855	658.55
2	Post –Martic Scholarship (100% Central)	14648	2782.768
3	Dr. B.R. Ambedkar Memorial Gold Medal Award (State fund)	Nil	Nil
4	Dr. B.R. Ambedkar Memorial Merit Award (State fund)	Nil	Nil
Sponsored Courses (State fund)			
1	B.Ed Course	115	100.63
2	D.El.Ed Course	65	56.88
3	G.N.M. Course	6	15.37
4	Para-Medical Courses	50	64.25
Other Social activities			
1	Vidya Sagar Award	Nil	Nil

Source: Welfare of O.B.C. Department, Tripura

Other Backward Community (OBC) Development Corporation Ltd.:

The Tripura OBC Co-operative Development Corporation Ltd. established in the year 1996 and Registered under the Tripura Co-Operative Societies Act 1974.

The main objective of the Corporation is to assist the poor OBC people of Tripura by providing loan with a low rate of interest to establish micro enterprise to attain self-sufficiency.

Share Capital: Authorized share capital of the Corporation is Rs.50.00 crores. The Corporation received share capital from the Government is Rs. 831.00 lakhs up-to 2019-20.

The Corporation provides financial assistance to the poor unemployed OBC youth in the shape of loan with low rate of interest on the following schemes:

Small Business - RS.2.00 lakhs to Rs.5.00 lakhs.

Agri & Allied - RS.2.00 lakhs to Rs.5.00 lakhs.

Transport sector - cost of vehicle as per show room & up to Rs.5.00 lakhs.

Shilpasampada - (small scale industry) up to Rs.5.00 lakhs.

SayamSaksham - up to Rs.5.00 lakhs. (Doctor, Lawyer, Pharmacist etc. for business, chamber etc)

Education loan - For technical Education yearly Rs.1.00 lakhs & up to Rs.5.00 lakhs .

The Corporation received fund Rs.165.35 crores from NBCFDC since inception up to 2019-20. The Corporation disbursed Rs.177.45 crore for 10760 beneficiaries out of which Rs. 12.58 crores for Education loan schemes to cover 673 poor OBC students for prosecution of Higher Studies. Repayment was made to NBCFDC an amount of Rs.68.59 crores. The Corporation recovered Rs.67.72 crores from beneficiaries.

Table:17.52 The achievement for the year 2019-20 in different sectors:

Sl.No	Activities	2019-20	
		Physical	Financial (in lakhs)
1	Small Business & Agriculture	387	573.66
2	Transport	55	77.00
3	Shilpa Sampada	129	300.56
4	Micro Finance & Mahila Samridhi Yojana	67	13.90
5	Education	130	116.34
Total		768 (including spill over)	1081.46

Source: Welfare of O.B.C. Department, Tripura.

d. MINORITY WELFARE:

The principal focus of the Minority Welfare Department is to empowering the Minority communities for their upliftment to bring them at par with other communities of the State. To achieve these objectives the Department has been implementing various schemes/projects in the State. These are targeted at creation of Infrastructure, promotion of Education, Health care, Socio-economic growth etc for Minorities in the State. Specifically, the following Schemes are under implementation.



PRADHAN MANTRI JAN VIJAKS KARYAKRAM:

Ministry of Minority Affairs, Government of India renamed the Multi Sectoral Development Programme (MsDP) as Pradhan Mantri Vikas Karyakram (PMJK) in the year 2018-19. Ministry provide fund for 6 (six) Minority concentrated Districts viz Sepahijala, Gomati, South, Dhalai, Unakoti & North Tripura for infrastructural development under Education, Health Sector such as Construction of Additional class room, Computer Lab, School Building, Health Sub Centre, Primary Health Centre etc & Skill Development of Minority communities. From 2013-14 to 2019-20, 5051 Nos. various projects has been sanctioned with total project cost of Rs. 21808.06 lakhs and till date 4838 Nos. projects have been completed. During the

financial year 2019-20, Minorities Welfare Department submitted total 662 Nos. of projects with total project cost of Rs.4818.50 lakhs to the Ministry of Minority Affairs, Government of India for the State of Tripura.

The Minorities Welfare Department provide Pre-Matric, Post Matric scholarship and Special Incentive to Minority Girls students, Boarding House Stipend, Outfit Allowance, Moulana Abul Kalam Azad Merit Award, Begam Rokeya Gold Medal Award etc to Minorities students & during the financial year 2019-20, an amount of Rs. 155.63 lakhs were provided to 11115 nos. students. During 2019-20, total 296 Nos. of students were sponsored for B. Ed & D. El. Ed and paramedical courses and for which an amount of Rs.583.07 lakhs has been spent.

The Minorities Welfare Department implementing various schemes for economic development of the poor Minorities of the State. These are Settlement of Minority families (financial assistance for construction of dwelling houses), financial assistance for medical treatment under Nucleus Budget etc. During the year 2019-20 total Rs.59.00 lakhs were spent & 252 Minority beneficiaries were assisted

The Minorities Welfare Department provide fund for development & protection of Wakf properties & during 2019-20 total 11 Wakf properties such as graveyard & Dargah etc had been taken up for development.

Haj Bhawan at Melarmath is constructed to provide accommodation of Haj pilgrims those who are going to perform Holy Haj every year and during 2019-20, total 106 Hajis had performed Holy Haj Yatra including 37 female.

Tripura Minorities Cooperative Development Corporation Limited provides soft loans under various self-employment schemes as well as for pursuing higher studies.

Table: 17.53 Minority population in the State (Census 2011):

Muslim	Christian	Buddhist	Sikhs	Jain	Total
3,16,042	1,59,882	1,25,385	1070	860	6,03,239
8.60%	4.35%	3.41%	0.029%	0.023%	16.42%

Source: Welfare of Minorities Department, Tripura.

Table: 17.54 Target & Achievements for 2019-20 & Action Plan for the year 2020-21:

Sl.	Name of the Schemes	Target for the 2019-20		Achievement for the year 2019-20		Target for the year 2020-21	
		Physical (Nos.)	Financial (Rs. In lakh)	Physical (Nos.)	Financial (Rs. In lakh)	Physical (Nos.)	Financial (Rs. In lakh)
1	Pre-Matric Scholarship. Class-VI to VII @ Rs. 400/- per year, Class-IX-X @ Rs. 500/- per year	10000	42.00	8491	36.85	9000	40.00
2	Post-Matric Scholarship. Class-XI & XII @ Rs. 650/- per year.	1200	10.00	852	5.54	900	6.00
3	Special incentive for Minority Girls students.	325	2.00	470	98.19	500	105.00
4	Boarding House Stipend	370	70.00	1011	5.67	1100	6.25
5	Outfit Allowance	10	0.50	7	0.35	10	0.50
6	Abul Kalam Azad Merit Award for Madhyamik passed students (60% mark).	143	3.58	126	3.15	140	3.50
7	Abul Kalam Azad Merit Award for H.S (+2 stage)	180	6.30	156	5.46	180	6.30

	Passed students (60% mark).						
8	Begam Rokeya Gold Medal Award (Madhyamik-1 & H.S-1)	2	0.42	2	0.42	2	0.42
9	Chief Minister Meritorious Award	NA	NA	NA	NA	2	0.50
10	B.Ed Course (Outside the State).	200	417.67 (for 2 year)	168	287.99	300	300.00 (for 2 year)
11	D.El.Ed Course (Outside the State).	100	176.22 (for 2 year)	102	221.88	100	100.00 (for 2 year)
12	Paramedical Course (BMLT/BMRIT/BHRIT/BHM/BPT/BOPTM/ANM)	30	104.00 (for full course)	26	73.20	30	30.00
13	Financial Assistance to Minority patients under NB scheme.	270	13.00	204	13.33	270	13.00
14	Settlement Schemes for construction of houses.	48	36.00	48	36.00	48	36.00
15	Haj Pilgrims	150	20.00	106	20.00	150	20.00
16	Fund placed for development & protection of Wakf Properties	25	30.00	23	20.00	25	20.00
17	Loan provided by TMCDCL (Education & Term loan)	1000	3000.00	10	75.27	1443	4084.60
18	Pre-Matric, Post Matric & Merit cum MEANS Scholarships (CSS)	5600	229.00	4357	193.26	5000	200.00
19	Pradhan Mantri Jan Vikas Karyakram (PMJKV) (erstwhile MsDP)	145	2083.00	1	140.00	Block plan proposal not yet finalized & tentative allocation Rs. 1500.00 Lakhs	
				Block plan proposal for Rs.4818.50 against 622 Nos.Project has been sent to MoMA, Gol.			

Source: Welfare of Minorities Department, Tripura.

e. SOCIAL WELFARE & SOCIAL EDUCATION:

The State Social Welfare & Social Education Department bears the responsibility of promoting social education activities and implementing welfare activities and various programmes.

Its objectives are to provide assistance particularly to the economically weaker people, physically challenged & elderly people. Besides, Department of Women & Child is one of the priority sectors of this Department.

Department's Mandate:

1. Children - child development & child protection
2. Women
3. Persons with disabilities
4. Social security pensions
5. Senior citizens

Introduction: The department has been implementing the following schemes for the welfare of the above-mentioned sections of people in the State.

❖ Umbrella Integrated Child Development Services:

- I. Anganwadi Services Scheme
- II. Pradhan Mantri Matru Vandana Yojana (PMMVY)
- III. National Crèche Scheme
- IV. Poshan Abhiyan (NNM)
- V. Scheme for Adolescent Girls (SAG)
- VI. Child Protection Scheme

I. Anganwadi Services Scheme (ICDS) :

The *Integrated Child Development Service (ICDS)* Scheme has been recognized as a Flagship Programme by the Government of India considering its importance in National Development. The State Government has formally announced Universilization of ICDS in Tripura on 15th April, 2006 for covering each and every child up to 6(six) years of age. Each and every expecting and nursing mother, both from BPL and APL families are under coverage of the ICDS Scheme.

The ICDS Programme was launched in the State since 2nd October, 1975. There are 56-ICDS Projects with 9911 Anganwadi Centers (AWCs) in Tripura. All the sanctioned 9911 Anganwadi Centers have been made operational in the State covering all the eight districts.

• **Administrative Structure and Infrastructure:**

District - 8, ICDS Projects -56 (Rural -24, Urban -15, Tribal -17), ICDS Sector – 436, AWCs - 9911 (Rural - 5822, Urban - 931, Tribal – 3158)

• **6 (six) Services:**

- i. Early Childhood Education (pre-primary)
- ii. Supplementary Nutrition
- iii. Immunization
- iv. Health and Nutrition Education
- v. Health check up
- vi. Referral

Beneficiaries:

- i) Children (6 months to 6 years) : 3,29,305
- ii) Mothers (Pregnant & Nursing Mothers) : 64,203

Table- 17.55 District wise operationalisation of ICDS Project and Anganwadi Centers (AWCs) in 2019-20 is presented in the following:

Year	ICDS Project & AWC	Dhalai District	North District	Unakoti District	South District	Gomati District	Sepahijal a District	Khowai District	West District	State Total
2019 -2020	Project	6	6	6	8	8	6	8	8	56
	Anganwadi Centre	1282	1257	658	1291	1325	1283	1042	1773	9911
	Anganwadi Workers	1282	1257	658	1291	1325	1283	1042	1773	9911
	Anganwadi Helpers	1282	1257	658	1291	1325	1283	1042	1773	9911

Source: Social Welfare & Social Education Department, Tripura.

- **ICDS Training Programme:** This Programme is being implemented by imparting proper training by the Instructors and guest lecturers of the Department on job related courses, orientation & refresher courses to the Anganwadi Workers, Anganwadi Helpers and Supervisors working under the Department through the following 4(four) Government run Anganwadi Workers Training Centre.

Anganwadi Workers Training Centre:

- i) West District AWTC, Narsingarh.
- ii) Kakraban AWTC, Kakraban, Gomati District.
- iii) Kulai AWTC, Ambassa, Dhalai District.
- iv) Ramnagar AWTC, North Tripura.

Table: 17.56 The Physical achievements in regard to training of the ICDS functionaries during 2019-20 through the above AWTCs is given below:

Sl. No	Name of ICDS functionaries	Job course	Refresher Course	Orientation Course	ECCE Training
1	A.W.W.	306	378	-	-
2	A.W.H	-	-	171	-
3	Supervisor (ICDS)	-	-	-	-
4	CDPO	-	-	-	-

Source: Social Welfare & Social Education Department, Tripura.

- **Supplementary Nutrition Programme (SNP) :**

The Integrated Child Development Services (ICDS) Scheme has been the biggest intervention of the Government of India implemented through the State Governments to combat malnutrition and child under nutrition.

The State Social Welfare & Social Education Department started implementation of Supplementary Nutrition Programme (SNP) from the annual plan of 2003-04.

SNP is distributed in all the 9911 Anganwadi Centers for 300 days a year. Through Supplementary Nutrition Programme (SNP) under ICDS, Social Welfare & Social Education Department has provided Nutritional support to 303224 (92.08%) children and 61275 (95.44%) expecting & nursing mothers in the year 2019-20.

Table: 17.57 Cost and feeding norms of SNP (Per beneficiary per day):

Category	Revised SNP Cost Norms	Nutritional Norms	
		Protein	Calorie
(i) Children (6-72 months)	Rs. 8.00	12-15 Gram	500 K. Cal
(ii) Severely underweight children (6-72 months)	Rs. 12.00	20-25 Gram	800 K. Cal
(iii) Pregnant women and Nursing mothers	Rs. 9.50	18-20 Gram	600 K. Cal

Source: Social Welfare & Social Education Department, Tripura.

New Supplementary Nutrition Menu as per enhanced rate has been introduced. Introduced 2 (two) eggs in a week (Wednesday & Saturday) along with variety of morning snacks like salty Sujir Haloa, Chirar Polao, Chola / Bengal gram with Muri.

Table : 17.58 Pradhan Mantri Matru Vandana Yojana (PMMVY) :

Achievement of Financial Year 2019-20	New Initiatives
---------------------------------------	-----------------

21,065 nos. beneficiaries are benefited under the scheme in the State during the financial year 2019-20.	To cover all eligible beneficiary and provide the benefit in time.
--	--

Source: Social Welfare & Social Education Department, Tripura.

Table : 17.59 Scheme for Adolescent Girls (SAG) :

Achievement of Financial Year 2019-20	New Initiatives
AGs (11-14 years out of School) : Total beneficiary as on date -601	Target to mainstream all out of School AGs into formal Schooling.

Source: Social Welfare & Social Education Department, Tripura.

Table : 17.60 Beti Bachao Beti Padhao (BBBP):

Achievement of Financial Year 2019-20	New Initiatives
It is multi sectoral awareness generation & outreach activities implemented by the South Tripura District with objective to improve Sex Ratio on Birth (SRB) and during this F/Y 2019-20, SRB is 948 Girls per 1000 Boys in South Tripura District	State has decided to expand the scheme to all other districts of Tripura in F/Y-2020-21.

Source: Social Welfare & Social Education Department, Tripura.

Child Protection Scheme (CPS): The protection of child right in Tripura is a welfare issue of Social Welfare & Social Education Department. The initiative of this Department in a major way is the implementation of Child Protection Scheme.

The Child Protection Scheme aims to provide for care and protection of all the children in conflict with law and children in need of care and protection. The scheme is giving effect to Juvenile Justice (care and protection of children) Act-2015. The schemes involve steps to strengthen families and prevent them from breakup leading children to become homeless and without care and protection. At the same time, children already outside the mainstream need to be provided support beginning from emergency outreach services to final rehabilitation with their families/society.

Table: 17.61 Infrastructure of CPS : Year 2019-20:

Sl. No	Name of Body/Institutions	Strength
(1)	(2)	(3)
1	State Child Protection Society	01 no.
2	State Adoption Resource Agency	01 no.
3	Child Welfare Committee	08 nos.
4	Juvenile Justice Board	08 nos.
5	Children Home	Government- 06 nos. NGO- 10 nos.
6	Children Home with Special needs	Government-3 nos. NGO- 2 nos.
7	Open Shelter	Government-1 no. NGO- 3 nos.
8	Observation Home	Government-1 no. NGO- 2 nos.
9	Special Home	Government-1 no. NGO- 2 nos.
10	Place of Safety	Government-1 no.
11	State Adoption Agency (SAA)	Government-6 nos. NGO- 3 nos.

12	Children are adopted during the year 2019-20	In Country-9 nos. Inter Country-2 nos.
13	Sanctioned Sponsorship & Foster Care grants @ Rs.2000/-	Sponsorship-217 nos. Foster Care- 9 nos.
14	Provide Juvenile Justice fund to the children for Medical treatment and education during the year.	22 nos. Children
15	Children resided in the children Homes	843 nos. (in Government Homes- 379 nos., in NGO Home- 464 nos.)
16	Children in SAAs	55 nos. (in Government run SAAs-37 nos., in NGO run SAAs 18 nos.)

Source: Social Welfare & Social Education Department, Tripura.

Welfare of Persons with Disabilities: District Disability Rehabilitation Centres (DDRCs) are presently functioning under the Chairmanship of DM & Collectors in West Tripura, Gomati, Dhalai & Unakoti District.

Total 86,155 nos. Disability Certificates were issued in the State till date.

Total 1679 nos. Aids and Appliances were distributed to the beneficiaries in Tripura during the year 2019-20.

An one time marriage grant @ Rs.50,000/- (Rupees fifty thousand only) is being provided to the newly married couples, if a marriage is performed between a person with disability and an able-bodied person.

Disability allowance shall be applicable to physically handicapped and visually handicapped State Government employees @ Rs. 1000/- per month while disable Fixed Pay, DRW and Contingent Workers etc. shall get the same @ Rs. 700/- per month as per Memorandum.

Child Care Allowance is allowed @ Rs. 1000/- per month for physically handicapped and visually handicapped State Government employees and workers and also to employees having Disable Child as per Memorandum.

Women Welfare :

1. Dowry Prohibition Act, 1961 And Rules, 2003 : Dowry Prohibition Officers to receive complaints from the aggrieved persons ,legalize the matter related to dowry and to report quarterly to the Chief Dowry Prohibition officer . To aware the mass people about the laws related to prohibition of dowry (not to take or give dowry), Anti Dowry Week is being observed regularly in every year from 26th November to 2nd December.

2. Protection of Women from Domestic Violence Act, 2005: All Government Medical Institutions are declared as Free Medical Aid centers for victim under this Act. An aggrieved Woman or any person on behalf of the aggrieved woman may complaint against the domestic violence case to the concerned Protection Officer. The Protection Officer, thereafter reports the case to the concerned Police Officer/ Magistrate in the jurisdiction as per demand of aggrieved persons. The Magistrate will act thereafter as per the Act/Rule.

3. Tripura Commission for Women Act.1993 and Rules, 2008 : The Tripura Commission for Women is working for the destitute and tortured women. Commission is also being organized awareness programmes in regular basis on

women related issues in different areas of the State to combat down the atrocities against women.

4. Immoral Trafficking (Prevention) Act ,1956 and Rules, 1985 : A Protective Home is run by the SW & SE Department at Taranagar, Mohanpur under provision of this Act. At present, there are 15 (fifteen) inmates in the Home. Inmates are being provided with shelter, clothing, fooding, medical care, legal aids, vocational training etc. free of cost.

5. Sexual Harassment of Women at Work Place (Prevention, Prohibition and Redressal) Act and Rule, 2013: Internal Complaints Committees (ICC) have been constituted in all Government Departments under provision of the Act. All DM & Collectors are notified as District Officers under the provision of the Act. Local Complaints Committees (LCC) are constituted by the District Officer in each District for redressal of sexual harassment cases of the offices/ institutions/organizations having less than 10(ten) employees and employees employed in the private/unorganized sectors. Nodal Officers in Block/Taluka/MC/NP areas have been notified by the District Officers in each district for the purpose.

B. Implementation of various Programmes /Schemes (Central/State):

1. Gender Budgeting Scheme : The State Government is implementing Gender Budgeting Scheme in respect of 18 (eighteen) identified Departments to ensure adequate expenditure for Women Development and Empowerment . During 2019-20, provision for Gender Budget was Rs. 172563.92 lakhs out of total Development outlay Rs. 909167.29 lakhs. During FY 2020-21, provision for budget estimate for Gender Budget is Rs. 255818.15 lakhs out of budget estimate for total Development outlay Rs. 942707.10 lakhs.

2. State initiative Capacity Building Scheme for Women: Under this Scheme, training are being provided to the unemployed and victim women/girls in various trades like- tailoring, beautician, food & fruits processing, chalk making, motor driving etc. At present process is going on to provide life skill training to 240 nos. women through -out the State.

3. State initiative various Social Security Pension Schemes for women: The Department implementing various Social Security Pension Schemes for women as below :

Table:17.62

Name of Pension Scheme	Amount	Number of benefited under the scheme upto Aug'2019
Deserted Women (APL)	1000	4205
Domestic Worker	1000	25330
State Widow Pension	1000	1086
Tripura Incentive for Girl Child	500	69387
Pension to un-married Women of 45 yrs.	1000	2093
Widow& Deserted	1000	66475

Source: Social Welfare & Social Education Department, Tripura

4. Working Women Hostel Scheme : Under this Centrally sponsored Scheme , a 45-seated WWH namely, Laxmibai Working Women Hostel at Krishnanagar, Agartala is being run by the SW & SE Dept. since October, 2010. A Society has been formed for smooth running of the Hostel. At present there are 35 boarders in the Hostel. Initiative is taken for another WWH at Agartala and one each in all uncovered districts .

C. Various Schemes of Government of India for Welfare of Women under Central: State share ratio 90:10:

I. The Department is implementing various GIA schemes of GOI for welfare and development of women: –

i) Swadhar Greh - Financial assistance are being provided by the Ministry of Women & Child Development, Government of India to the implementing agencies/ NGOs for Swadhar Grehs (30 inmates capacity Shelter Homes for distress women) under the scheme. Following 4 (four) Swadhar Grehs run by NGOs are functional in the State at present.

Table No:17.63

Sl. No.	Name of Swadhar Greh	Name of implementing organization
1	Kalyani Home at Dharmanagar	Blind & Handicapped Association, Dharmanagar, North Tripura
2	Amanikhuri Home at Shyamalibazar, Agt.	Tripura Adibasi Mahila Samiti, Agartala, West Tripura
3	Mangalalok Nari Niketan at Jagatpur, Agt.	Association for Social Health in India, Tripura Branch, Agartala, West Tripura
4	Jogendranagar Home at Jogendranagar, Agt.	Tripura Council for Child Welfare, Agartala, West Tripura

Source: Social Welfare & Social Education Department, Tripura

ii) Mahila Shakti Kendra (MSK) – Newly introduced Mahila Shakti Kendra (MSK) Scheme envisages to empower rural women through community participation by engagement of College Student Volunteers Process who play an instrumental role in awareness generation regarding various important government schemes/ programmes as well as social issues. District Level Centre for Women (DLCW) will serve as a link between village, block and State level in facilitating women centric schemes and also give foothold for Beti Bachao Beti Padhao (BBBP) scheme at the district level.

D. 100% Centrally sponsored Schemes-

i. *One Stop Centre (OSC)* – The objectives of the OSC Scheme are: (i) To provide integrated support and assistance to women affected by violence, both in private and public spaces under one roof. (ii) To facilitate immediate, emergency and non-emergency access to a range of services including medical, legal, psychological and counselling support under one roof to fight against any forms of violence against women.

ii. *Women Helpline (WHL)* – The Scheme Women Helpline is intended to provide 24 hours tete link for immediate and emergency response to women affected by violence through referral (linking with appropriate authority such as police, One

Stop Centre, hospital) and information about women related Government schemes programs across the country through a single uniform number “181”. Process is going on to set up Women Helpline (WHL) adjacent to the “112” ERSS of the Home Department.

Table: 17.64 Organizing Workshop/Seminar/Awareness programme on women related issues at State/District/Block Level during 2019-20:

Sl. No.	Workshop/Seminar/Awareness programme organized on Crime Against Women	2019-20
1.	Domestic Violence Act, 2005	57
2.	Dowry Prohibition Act, 1961	01
3.	Sexual Harassment Act, 2013	01
	TOTAL	59

Source: Social Welfare & Social Education Department, Tripura

Apart from this, following Cells and Committees are formed during March, 2018 very recently in connection with direction of the Hon’ble Supreme Court of India –

Formation of Widows’ Cell :- vide judgment in WP(Civil) No. 659/2007 filed by Environmental & Consumer Protection Foundation Vs. Union of India & Others in the month of March, 2018:

1. Formation of *District Level Widows’ Cell* headed by Secretary, District Legal Services Authority in all 8(eight) districts to execute the services and schemes relating to widows at concerned District;

2. Formation of *State Level Monitoring Committee* headed by Member – Secretary, State Legal Services Authority to inspect the shelter homes of women/widows and to monitor the activities of District Level Monitoring Committee along with others.

1. Formation of *District Level Monitoring Committee* headed by DM &Collector in all 8(eight) districts to inspect and to monitor the shelter homes of women/Widows along with others.

Formation of Special Cell : Vide judgment dated 27.03.2018 in WP(Civil) No. 231/2010 in the matter of Shakti Vahini Vs. Union of India & Others.

Formation of *District Level Special Cell* in each district headed by Superintendent of Police in regard to receive complaints of harassment and threat to couples from victims of Honour Killing & Inter- Caste Marriage.

Activities for welfare of Senior Citizens in Tripura

Population of Tripura is 36,73,917 as per 2011 census. Older persons comprising of 7% of total population.

In order to address the problem of the older persons the State Government of Tripura has launched State Policy for older persons in the year 2000. The State Government through Social Welfare & Social Education Department is trying to extend comprehensive support for financial security, health care, shelter, welfare and other needs of the senior citizens. Following activities have been taken for the purpose.

Activities for Social Security of Senior Citizen

Maintenance & Welfare of Parents and Senior Citizen Act, 2007:-

Based on the Maintenance & Welfare of Parents and Senior Citizen Act, 2007, the State Government has framed the Tripura Maintenance & Welfare of Parents & Senior citizen Rules in the year 2008.

Old Age Home : There are 4(four) old age homes –50-seated Old Age Home run by the State Government at Narsingarh, West Tripura and 3(three) NGO run Government- aided Old Age Homes namely

- i.** Apnagar (for women) run by NGO Abalamban at Barjala , West Tripura
- ii.** Abhoyashram run by NGO Abhoymision at Sekerkote, Sepahijala
- iii.** Prantik run by NGO Sanghadip at Dharmanagar, North Tripura

Social Health Care of Senior Citizen:

- a) Free of cost Health Care facilities are easily accessible to all categories of population of the State including the elderly in the Government run Hospitals, PHCs and Sub-Centers.
- b) Separate counter for senior citizens in the OPDs for older persons are available.
- c) There are 10(ten) ear marked bed for older persons in the Hospitals 5 each for male and female.

Activities for Financial Security of Senior Citizen :

1, BPL older persons are being benefited with pension under the Indira Gandhi Old Age Pension Scheme (@ RS. 1000/- per month for 60 yrs. and above and @ Rs. 1200/- per month for 80 yrs. and above .

At present the total No. of beneficiaries under the scheme is 112746 and 8811 upto August, 2019.

Other Activities for Senior Citizen:

- a) *District Grievance Redressal Cells* were set up during the year 2003.
- b) *Pensioners' Awaas "Ashray" at Kunjaban, Agartala:-*To facilitate boarding and lodging of State Government Pensioners who may have none to look after them and who may have no provisions for own boarding and lodging facility, 104-seated Pensioners' Awaas namely "Ashray" at Kunjaban, Agartala is operational since 16th March, 2016.
- c) *Celebration of International Day for Older Persons on 1st October in every year.*

Social Security Pension:

- 33 schemes, including 3 Central pension schemes under "National Social Assistance Programme (NSAP)" viz.
 - National Old Age Pension Scheme (NOAPS),
 - National Widow Pension Scheme (NWPS), and
 - National Disability Pension Scheme (NDPS).

Table :17.65

SL.NO	Name of Scheme.	Monthly Payment Amount	Number of Beneficiary May,2020	Monthly Expenditure
1	Indira Gandhi national Old Age Pension (IGNOAPS) 60-79 Yrs	1000	111339	111339000
	80 yrs & above	1200	8385	10062000
2	Indira Gandhi national Widow Pension (IGNWPS)	1000	16473	16473000
3	Indira Gandhi national Disable Pension (IGNDPS)	1000	1290	1290000
	(100% Blind)	1500	809	1213500
NSAP Total			138296	140377500
State Run Scheme				
4	Pension to Persons who lost 100% Eye sight(APL)	1000	392	392000
5	Allowance for 100% Blind	1100	688	756800
6	60% Disability	1000	6256	6256000
7	Pension to 80% & above Disable person (APL)	1000	2622	2622000
8	Barber Workers (BPL)	1000	691	691000
9	Blind & Handicap Pension(BHP)	1000	4269	4269000
10	Bidi Sharamik (BPL)	1000	553	553000
11	Blacksmith	1000	281	281000
12	Carpenter	1000	2877	2877000
13	Tripura Cobbler	1000	129	129000
14	Deserted Women	1000	4235	4235000
15	Social Pension Scheme for Female Domestic Workers	1000	25464	25464000
16	Fishermen (BPL)	1000	3668	3668000
17	Folk Artistes	1000	2574	2574000
18	Handloom Workers (BPL)	1000	1974	1974000
19	Laundry Workers (BPL)	1000	524	524000
20	Motor Shramik Pension (BPL)	1000	642	642000
21	Pottery	1000	432	432000
22	Tripura Rickwapuller (BPL)	1000	1289	1289000

23	Safaikarmi	1000	150	150000
24	State Old Age Pension (BPL)	1000	53172	53172000
25	State Widow pension scheme	1000	1115	1115000
26	Tripura Incentive to Girl Child(BPL)	500	69755	34877500
27	Un- Employment Allowance for 100% Blind (BPL &APL)	1100	25	27500
28	Pension to Un-married women of the age 45 years (BPL)	1000	2095	2095000
29	Widow & Deserted (WDP)	1000	66558	66558000
30	Social Pension For Cancer Patients	1000	1706	1706000
31	Social Pension Scheme for Person Living with HIV	1000	1058	1058000
32	Social Pension Scheme for Grade-II Deformed Leprosy Patients	1000	17	17000
33	Social Pension Scheme for Transgender	1000	7	7000
State Total			255218	220411800
Grand Total			393514	360789300

Source: Social Welfare & Social Education Department, Tripura

Concluding remarks:

More sustainable economic policies in tribal areas for improvement of living standard as well as empowerment of the tribals are required. Entrepreneurship development, rural market linkages with Government's financial support are required to reduce poverty and unemployment. Settlement of Jhumia families through other means like rubber plantation need to be implemented in a manner that it may augment the livelihood these Jhumia families.

The SC and OBC as well as minorities section of people are required better agricultural, horticultural, fishing quality breeds and techniques in rural areas for productivity and therefore, generating more income. Participation in SHGs for gainful activities may be encouraged for their sustainable income.

CHAPTER-18

TRIPURA TRIBAL AREAS AUTONOMOUS DISTRICT COUNCIL (TTAADC):

With a view to fulfil the aspirations of the Tribal to have autonomy to administer them, the Tripura Tribal Areas Autonomous District Council (TTAADC) was set up in January, 1982 under the Seventh Schedule of the Constitution of India. Later, the council was brought under the provisions of the Sixth Schedule of Indian Constitution to entrust more responsibilities and power from 1st April 1985.

The activities of the Council range from primary education to maintenance of roads and bridges etc. The rehabilitation of the landless tribal, creation of employment opportunities, agricultural development, soil conservation, flood control, supply of drinking water, education, transport and communication, setting up of village industries are some of the important tasks under taken by the TTAADC. Special drive to bring high lands under horticultural corps, establishment of small farms to supply inputs of agriculture, horticulture, pisciculture, and animal husbandry to the Tribal families, extension of medical facilities in interior areas through mobile unit, supply of safe drinking water will also be geared up and arranged for the S.T. villages in TTAADC.

The achievements during 2019-20 in different sectors are depicted below.

AGRICULTURE: The Agriculture Department, TTAADC also working to reduce the wide gap in requirement and production of pulses and oilseed.

Table: 18.1 Scheme wise Financial & Physical Achievement in Agriculture Sector during 2019-20:

(Rs. in lakhs)

Name of Scheme	2019-20	
	Fin	Phy
Direction & Administration	21.8567	8 nos.
Agriculture Development activities		
1). Cropping System based demonstration on HYV Rice with SRI system at remotest low productivity areas at TTAADC Rs. 7500/Ha.	18.75	250 ha
2). Cash Assistance for intercultural operation (Weeding) for hardcore jhumia @ Rs. 1000/Jhumias in TTAADC Areas.	29	2900 nos
3). Demonstration on Improved package of Maize, Sorgham, Foxtail millets ,oil seed, etc.	7	180 ha
4) Formation of plant protection squad & hiring of vehicles for surveillance @Rs. 0.05/no.	1.1	22 nos.
5).Subsidies: Distribution of Chemical Fertilizer (Government supply only) to the farmers with admissible subsidy.	5.5	1100 MT
6). Internal Caring of Agri. inputs	34.86834	6 nos.
7). Subsidies: Distribution of different Agri Seeds as per the schematic norms with admissible subsidies.	20.5	112 MT
8). Subsidies: Production Bonus for HYV paddy and Pules Certified Seed.	2.1	38 MT
9). Other Administrative Expenses: Cost of Supply of inputs, seasonal laborer in Identified Government Farm for Production of Breeder, Foundation and Certified Seeds.	3.0	3 nos.
10). Dist. Of H.C Sprayer, weeder, paddy paddle thresher, Diesel/ Electric operated Pump sets on @ 50% subsidy , cost limited to Rs. 10,000/= (Diesel/ Electric Pump sets 7.5 BHP/5 KW), Whichever is less.	16.425	332 nos.

	Total	138.24334	
Development of Market		46.74999	10 nos.
Seminar / Mela / Training			
1) Organization of plant health camp at sub-division level @ 15,000 per camp including journey expenses of experts SMS @ 2 camp per sub-division (1 in Kharif and 1 in Rabi		1.95	13 nos.
2) Organization of 2 days duration farmers Forum @ 1(one) nos each block with 50(fifty) nos. farmers.		2.7	9 nos.
3) Organization of one day duration training programme		0	10 nos.
4) Kharif & Rabi Campaign		5.0	10 nos.
	Total	9.65	
	Total	216.50	

The major activities related to plan implemented last 1(one) year. Shown in below:

i) Production of certified high yielding varieties (hyv) seeds: The Certified seeds like paddy, pulses & oil seeds are producing in the Government Farms as well as in the Farmers field through Registered Growers' Programme with proper seed testing, Seed processing, storage facilities.

Table: 18.2

Name of Scheme	(Rs. in lakhs)	
	2019-20	
	Target	Achievement
Kisan Credit Card issued (Nos.)	14220	350
i) Amount Disbursed (Rs. in Lakh)	0	36.89
PM-Kissan	0	36345

ii) Promotion of farm mechanization: Increased labour costs make it imperative to go in for Farm mechanization of all agricultural operations, such as sowing, harvesting, threshing. Mechanization in agriculture is essential for minimizing cost of production.

Table: 18.3 The achievement of TTAADC is given below:

Name of Scheme	(Rs. in lakhs)	
	2019-20	
	Target	Achievement
Power tiller	0	210
Distribution of H.C. Sprayer, Weedder, Pump set etc	332	332

i) Development of markets and marketing facilities in Tripura: An amount Rs. 469.67 lakhs was spent for the purpose during 2019-20 under State plan scheme & plan fund scheme. Total around 45 (forty five) primary market out of 195 developed by construction of market sheds, Market Stalls. Besides, that an amount Rs.101.00 lakh has been sanction & utilized under RKVY scheme for development of 1(one) no whole sale assembling Market including feeder Market under TTAADC during the year 2019-20.

HORTICULTURE: The State had adopted a 10 year Perspective plan (2002-12) for doubling the production of fruits, nuts & vegetables, besides increasing the

production of spices and flowers. The said Programme also implemented in the areas of TTAADC.

Table: 18.4 Scheme wise Financial & Physical Achievement Horticulture Sector during 2019-20:

(Rs. in lakhs)

Name of Scheme	2019-20	
	Financial	Physical
Direction & Administration	9.00	8 nos.
Development of Horticulture		
1. Mixed fruit Plantation	58.07	36
2) Maintenance of old Horti. Plantations	24.1	61
3) Area expansion by Pineapple	18.81	11
4) Demonstration on Staggering technique in Pineapple	1	10
8) Distribution of Mushroom spawn	4.08	816 units
9) Dist. of Coconut seedlings	3.9	650 units
10) Cultivation of Upland vegetables in Cluster in the land of Hardcore jhumia	29.34	2934 nos.
11) Cultivation of vegetable in cluster with improved/hybrid variety	9	36 units
16) Assistance for creation of Pan-boroj @Rs.10, 000/-per unit of 0.04 ha each.	4.5	45 units
17) Cultivation of off season water melon in non-traditional areas	16.2	540 units
18) Agri/Horti Sub division level " HORTICULTURAL FRUITS GROWERS/FORUM CUM SHOW"	6	6 nos.
19) Sub division level Fruits Grower/vegetable training	5	10 nos.
Sub – Total	180	
Development of Orchard & production of Planting materials	30.00	11 nos.
Soil & Water Conservation	5.0	25 ha
Total	224	

MGNREGA (Mahatma Gandhi National Rural Employment Guarantee Act.): As per the provisions of Mahatma Gandhi National Rural Employment Guarantee Act. 2005, individual benefits may be extended to MGNREGA job card holders belonging to SC, ST and BPL categories.

Table: 18.5 The Achievement of last 1 (one) year is given below:

Name of Scheme	2019-20				
	Target		Achievement		
	Fin	Physical	Fin	Physical	Mandays Generated
Creation of Fruit Plantation (MGNREGA)	687.711	864.00	282.024	383.5	103917

ANIMAL RESOURCES DEVELOPMENT DEPARTMENT (ARDD): Animal Resources Development Department, TTAADC, has been implementing various socio-economic programmes for promoting economic activities based on Animal

Resources in extensive manner in rural areas under TTAADC through various developmental schemes.

Table: 18.6 Scheme wise Financial and Physical Achievement:

(Rs. in lakh)

Name of the Scheme	2019-20	
	Financial	Physical
Veterinary Services & Animal Health	53.86	169
Cattle & Buffalo Development	15.57	6912
Duck & Poultry Development	28.00	4654
Sheep & Goat Development	2.97	153
Piggery Development	61.60	458
Routine operational expense of poultry farm, CLF, Belbari (Transfer Fund)	3.00	1 nos.
Routine operational expense of Piggery farm, (Transfer Fund)	8.25	4 nos.
Piggery Scheme (Transfer Fund)	3.75	25 nos.
Piggery Scheme under RKVY	91.18	94 nos.
Poultry Scheme under RKVY	34.50	690 nos.
Total	302.68	13160 nos.

Table: 18.6 Major Activities / Scheme under RKVY:

(Rs. in lakhs)

YEAR	Major Activities / Scheme		
	Name of Activities/ Scheme	Financial Achievement (Rs.)	Physical Achievement
2019-20	1. Extension of Belbari pig breeding farm and Construction of 30 nos. sow capacity pig shed for piglet production and distribution among farmers in TTAADC areas for upliftment of socio-economic condition by production of meat under RKVY	139.00	Doctors Chambers and ancillaries and 1 no. 30 sow unit piggery shed at Belbari
	2. Piggery scheme under ST Welfare for enhancement of per capita meat production in TTAADC areas.	20.75	83 nos. beneficiary benefited
	3. Goatery scheme under ST Welfare for enhancement of per capita meat production in TTAADC areas.	13.50	54 nos. beneficiary benefited
	4. Poultry scheme under ST Welfare for enhancement of per capita meat and egg production in TTAADC areas.	7.25	29 nos. beneficiary
	5. Construction of VD, Mungiakami (RKVY) for healthcare of Animals & birds in TTAADC areas	59.00	1 no. (ongoing)
	Total	239.50	168

CO-OPERATION: TTAADC has taken over the direct Administrative function of 18 (eighteen) LAMPS under North, Dhalai & Unakoti District from State Government of Tripura & step taken from 01-11-2010 for inclusive Development through Co-operative movement.

Table: 18.8 Scheme wise Financial & Physical Achievement:

(Rs. in lakhs)

Name of the Scheme	2019-20	
	Fin	Phy.
Grant-in-aid	12.00	15 Nos. Lamps
Administrative Expenses Such as Vehicles, TA. Bill, and Contingency bill etc.	3.50	38 nos

Coop. Week/ Seminar/Awareness programme	0.50	1No.
Total	16.00	54 nos

Name of Major Activities / Scheme:

- i) Grant in Aid as Working Capital:** The LAMPS under takes various activities of Public Distribution System (PDS) & Non-Public Distribution System (Non-PDS). Moreover, Dietary articles to Local PHS and Official Printing & Stationary items are also being supplied.
- ii) Achievement (2019-20):**
- a) Financial Achievement:- Rs. 16.00 lakhs
b) Physical Achievement: -54 nos.

Name of Major Activities / Scheme:

- i) Cooperative Week/Seminar/Awareness programme:** Awareness Campaign, Mass education programme, seminar, Leader ship training etc leaflet, booklet and souvenir is /are the media of propaganda of ideology of co-operative movement.
- ii) Achievement (2019-20):**
- a) Financial Achievement:-Rs. 12.00 lakhs.
b) Physical Achievement: - 15 Nos.

Table: 18.9 Distribution of Grant-in-Aid to Coop Societies (LAMPS) 2019-20:

(Rs. in Lakhs)	
Name of the LAMPS Ltd.	Amount of Grant-in-aid paid (accorded)
Jampui LAMPS Ltd	Rs. 0.80
Damchara LAMPS Ltd	Rs. 0.80
Krishak Kalyan LAMPS Ltd	Rs. 0.80
Janakalyan LAMPS Ltd	Rs. 0.80
Krishak Mangal LAMPS Ltd	Rs. 0.80
Machmara LAMPS Ltd	Rs. 0.80
Pecharthal LAMPS Ltd	Rs. 0.80
Rajkandi LAMPS Ltd	Rs. 0.80
Belkum LAMPS Ltd	Rs. 0.80
Karamchara LAMPS Ltd	Rs. 0.80
Maharani LAMPS Ltd	Rs. 0.80
Ambassa LAMPS Ltd	Rs. 0.80
Ganganagar LAMPS Ltd	Rs. 0.80
Gandachara LAMPS Ltd	Rs. 0.80
Gumati LAMPS Ltd	Rs. 0.80
Total :-	Rs.12.00

EDUCATION : The Education Department, TTAADC is looking after 1660 School (JB - 1447, SB - 212 & H/S School - 1) including 1(one) Higher Secondary namely Khumpui Academy and 43 Residential School / Hostels (Ashram / Residential School - 21, Hostels - 22 nos.). There are 25 nos. Inspector of Schools, 70 nos. circle in Charges for Administrative work and monitoring the activities of education in the Department. This Department is implementing various schemes for all round Development of education within its jurisdiction.

Table: 18.10 Scheme wise Financial & Physical Achievement:

(Rs. in lakhs)

Name of Scheme	2019-20	
	Financial	Physical
School building Repairing	25.00	2 nos.
Distribution of tablet for Digital Class	9.67	2050 nos. Students of 91 School
Total	34.67	2052 nos. 91 School

FISHERY: Achievement for 2019-20: The State is having only Inland water resource. According to survey in 2014-15, there are 1,71,017 numbers fish farmers in the State out of which 72,320 numbers fish farmers in TTAADC areas. The average fish productivity in TTAADC area is 2230 Kg/Ha/Yr. which is less than the State average production 2428 kg/ha/year recommended productivity of the State. With a target to extend Pisciculture support in TTAADC during the year 2019-20 an amount of Rs. 430.5225 lakhs from different fund source received and utilized for ST. Farmers of ADC and few write-ups Achievement are enclosed here with support of photograph.

Table: 18.11 Scheme wise Financial & Physical Achievement:

(Rs. in lakhs)

Name of Scheme	2019 – 20 (up to March, 2020)	
	Fin	Phy
TTAADC Plan Fund	33.55 (Fund not received)	0
Comprehensive Programme to increase level of Fish Productivity (State Transfer Fund)	120.81	0
Strengthening of Fisheries	6.66667	4
Comprehensive programme to increase level	29.2	835
Extension, Information, Education and training	3.2	2220
Minor Work	0	10
CSS (Blue Revolution) Const. of Fisherman House & Pisciculture	446.68	464
SCA to TSP, Demonstr. Of Scientific Pisciculture & Integrated pig – cum fish culture	42.21	129
Total	648.77	3662

FOREST:- The Tripura Tribal Areas Autonomous District Council (TTAADC) constitutes with its forest area about 82.79% of the Tripura State's total forest and about 67% of the TTAADC's total geographical area.

The following schemes have been introduced and taken up for better management and conservations of forest within the TTAADC towards development of tribal people.

Table: 18.12 Scheme wise Financial & Physical Achievement:

(Rs. in lakhs)

Name of scheme	2019-20	
	Fin.	Phy.
(Plan Fund)		
Wages of Watch & Wards.	6.48	3645 DLs
Daily wages for day to day cleaning of Jungle / Hedge cutting / up keepment works / watch & wards of Khumulwng HQ complex and Longtharai Eco – Park etc.)	2.79450	1215 DLs
Spl. Cleaning in connection with visit of Governor / 1 st & 2 nd weeding including cleaning of older plantation.	1.02144	532 DLs
Total	10.29594	
Transfer Fund		
Observance of Vanamahutsava	0.80	03 nos.
Nursery (Misc/Bamboo ornamental/Agar etc.)	23.73267	1,69,000 nos.
Others (P.oil & maintenance of vehicle/ Store articles/ office contingencies etc).	9.29620	04 nos.
Seasonal Flower garden.	0.30	03 block
Bamboo plantation at River Bank.	0.67242	02 ha
Improvement /up keeping of Central nursery.	1.00	01 no.
Maintenance of Agro-forestry plantation(2018-19).	0.87792	16 ha
Re-stocking & maintenance of Road side plantation(2017-18)/ Ornamental plantation over 4910 nos. to be created in 16 nos. different offices and road side from Madhav Bari to ITI College at Khumulwng.	1.23470	07 KM/ 4910 Nos.
Addl. fund for re-stocking & maintenance of Road side plantation (2017-18)/ Ornamental plantation over 4910 nos. to be created in 16 nos. different offices and road side from Madhav Bari to ITI College at Khumulwng.	0.12709	07 KM/ 4910 Nos.
Shifting of DFO office	0.40	02 nos.
Production of Vermin compost including cost of cow dung.	0.60065	LS
Maintenance of Orchid cultivation	0.50835	01 no.
Raising of Areca nut poly bag nursery	8.12	1, 16, 000 nos.
Maintenance of office /staffs qtr / Rest House etc.	2.85231	7 nos.
Others (P.O.L & maintenance of vehicle & office contingency etc.)	1.02769	16 nos.
Transfer Fund		
Cost of Brush cutter & fuel.	0.45	01 no.
Total	52.00	
PDF		
Re-planting/harvesting of Medicinal Herbal & shrubs species.	1.56	24,500 nos.
Total	1.56	
MGNREGA Fund		
Road side Plantation	3.76	3 km
River bank plantation	17.76	19 km
Agro forestry plantation	412.68	500.6 ha
Bamboo & Other plantation	28.25	45 ha
Raising of Misc. Nursery	188.57	11.20

Construction of Check Dam	102.15	62 nos.
Maint. older plantation	42.04	65 ha
Other Development activities.	7.94	6 nos.
Total	803.15	

Table: 18.13 Name of Major Activities / Scheme:

Period	Scheme	Name of activities	Achievement		No. of beneficiaries benefited
			Phy.	Fin. (in lakh)	
2019-20	MGNREGA	Agro-forestry plantation	500.6 ha	363.88	751 nos.
2019-20	Transfer Fund		500.6 ha	353.85	751

HEALTH : Hospitals under the administrative control of Tripura Tribal Areas Autonomous District Council.

Kherengber Hospital:-

Services of Kherengber Hospital:

Table: 18.14 Scheme wise Financial & Physical Achievement:

(Rs. in lakhs)

Name of scheme	Source of fund	2019-20	
		Fin	Phy
Repairing & maintenance work of Nurse's quarter	Plan fund	0.95	00
Hospital Management including recurring expenditure(Sulabh international/Hiring charge of vehicle/Lal path lab)	Plan fund	13.08	00
Diet supply to Kherengber & Twikarmo Hospital	Plan fund	2.00	00
Bamboo fencing of Doctors Barack quarter	NITI AAYOG	0.39	1
Total		16.42	1 no

Table: 18.15

Name of Scheme	2019 – 20	
	Financial	Physical
Sulabh international for cleaning and sweeping of Kherenber CHC	15.00	1
Repairing & maintenance of Quarters Kherenber CHC	10.01	1
Diet supply	2.00	2
Health Camps	2.00	40
Repairing & maintenance of equipments and furniture	5.00	2
Grand Total	34.01	46

INDUSTRIES: The Industries Department of TTAADC is to emphasize on the improvement of small and village/cottage Industries including sericulture.

Table: 18.16 Scheme wise Financial & Physical Achievement:
(Rs. In lakhs)

Name of Scheme	2019-20	
	Fin.	Phy.
Industries training centre's	-	-
Training cum production centre's on Handloom,	12.00	150 Nos. trainees
Training on Handicrafts	06.00	60 Nos. artisans
Dev. of Sericulture	10.96	36 Nos. benef.
Skill Development training programmed (SCA to TSS)	147.66	1032 Nos. trainees
Total	176.62	

INFORMATION CULTURE AFFAIRS & TOURISM (ICAT): The main objective of ICAT Department, TTAADC is to promote the Tribal Cultural, Collection and dissemination of information of various social issues as well as developmental matters among the people and to promote the tourism within TTAADC areas. The ICAT Department will take up the following scheme.

Table: 18.17 Scheme wise Financial & Physical Achievement:
(Rs. in lakhs)

Name of Scheme	2019-20	
	Financial	Physical
Transfer Fund:-		
Cultural Workshop/Mela/ Festival	0.55	3
Musical Instruments	3.00	54
Cultural Academy/ Management of Folk Music College.	4.70	3
Classified Advertisement/ Display Advertisement/ Display of Tender	1.62	30
Publication of Dairy & Calendars.	6.63	5000
Sub-Zonal, Zonal Level & H.Q Level Cultural Competition.	7.50	8
Grand Total	24.00	5098
Procurement of Musical Instrument (Harmonium / Tabla / Dhulak, Guitter, Musical Band set etc.)	3.00	10
Sub – Zonal, Zonal & H.Q Level Culture Competition among the students of Residential Schools / Hostels	1.50	1
Total	4.50	11

Table: 18.18 PDF FUND

Name of Scheme	2019 – 20 (January to March' 2020)	
	Fin	phy
Procurement of Musical Instrument (Key Board / Electrical / Guitter / Octoped / Nall) Implementing Authority ZDO (South Zone)	6.00	6
Implementing Authority ZDO (West Zone)	5.00	10
Procurement of musical instruments (Harmonium / Kartal / Dhulak / Malting / Kasar. Implementing Authority ZDO (West Zone)	2.50	32
Financial assistance for procurement of musical instrument for the beneficiaries, PO (ICAT)	1.50	19

Table: 18.19 Spill over PDF FUND

Name of Scheme	2019 – 20 (January to March' 2020)	
	Fin	phy
Creation of Sculpture work done by private agency (Tree of life).	26.00	16
Construction of 4 (four) nos. base for installing various sculpture by (Tree of Life)	7.45	4

Table: 18.20 Spill over 13th Finance Commission

Name of Scheme	2019 – 20 (January to March' 2020)	
	Fin	phy
Printing of Kok – Borok – Bengali – English Dictionary work done by private agency (Print Aid)	2.32	2000
Tipra Bharat book Print	1.28	1000
2 nos. Documentary Kokborok feature film (done by private agency. I Songdarisani Chondpreng. Film Director Sri Nantu Debbarma; @Rs. 8.00 lakhs, 2 Kuchuk Hasikam, Film Director, Satyananda Reang, @Rs. 8.00 lakhs)	16.00	2 nos.

Table: 18.21 Revenue FUND

Name of Scheme	2019 – 20 (January to March' 2020)	
	Fin	phy
Publication Dairy & Calendars	7.08	5000
Tirthamukh Mela Implementing Authority ZDO (South Zone), TTAADC	0.40	1

LAND RECORDS & SETTLEMENT (LRS)**Table: 18.22** Achievement Report of Land Allotment for the Years 2019–20:

2019 – 20		
Family	Deptt/NGO	Area in acre
206	18	100.66

PUBLIC WORKS DEPARTMENT (PWD)

In TTAADC areas and following necessary developmental activities are taken up for up gradation of living standard of Tribal people of TTAADC.

ROAD CONNECTIVITY:

Transfer Fund(PWD): During last 1(one) year from the year 2019-20 (up to March' 2020), TTAADC has utilized Rs.1909.94 lacs of Transfer fund (PWD) received from State PWD for up gradation of various existing road within TTAADC areas and with this amount 26.76 KM new formation, 28.80 KM Brick Soling, 10.38 KM Metalling Carpeting, 24 nos. Box cell culvert & 26 nos. other works have been executed. In addition, 5.51 KM roads in the TTAADC H/Q complex have been up graded to Double lane bituminous undulation free smooth road for intensive development in TTAADC H/Q complex, Khumulwng. Following achievements (as per table-a) are achieved during last 1(one) year period from this fund:

Table – 18.23

Name of Scheme	2019-20	
	Financial	Physical
Road Formation	38.81	140.282 KM
Flat Brick soling	175.27	12.947 KM
Metalling & Carpeting	59.41	1.42 Km
Culvert	91.00	9 Nos.
Other works	98.86	13 Nos.
Total	463.35	154.649 KM / 22 nos.

Plan Fund(PWD): During 2019-20 , TTAADC has utilized Rs.613.36 lacs of ADC Plan fund (PWD) for up gradation of various existing ADC own road and with this amount 4.48 KM new formation, 6.63 KM Brick Soling, 5.92 KM Metaling Carpeting, 18 nos. Box cell culvert & 16 nos. other works have been executed. Following achievements (as per table-b) are achieved during last 1(one) year period from this fund:-

Table: 18.24 Achievement Photos of works executed under ADC PLAN FUND:

Name of Scheme	Source of Fund	2019 – 2020	
		Financial	Physical
Construction of 4(four) nos. Zonal Head Quarter & 5 nos. Kokborok Library	13 th FC grand	100.00	1 no
Constn. Of Multiplex at Khumulwng	ADC OWN fund	432.00	1 no
Constn. Of Showroom at Khumulwng	ADC OWN Fund		
Grand Total		532.00	2 nos.

RURAL DEVELOPMENT (RD)

Brief Write-up Department: - Total TTAADC area (7,132.56 sq.km.) is rural area under 587 nos. Village Committee. The Rural Development Department has been trying to enhance the livelihood of rural people of ADC areas through various development activities. This Department is working with 3 (three) types of fund-(1) ADC Plan fund, (2) Transfer fund and (3) Fund from MGNREGA.

Table: 18.25 Fund wise achievements for the year 2019-20 are as follows:

(Rs. In lakh)

Name of Scheme	2019-20 (Up to March' 2020)	
	Fin.	Phy.
PLAN FUND:-		
Amanar Bhaled Decoration cum-catering Business	30.00	20 units (200 nos. ben.)
Creation of Drinking Water source		
Motor Mechanics Business	30.00	20 units (40 nos. ben.)
Electric Business	5.00	10 nos. ben.
Plumbering Business	30.00	15 units (60 nos. ben.)
Fabrication Business	28.00	8 units (200 nos. ben.)
Beautification Business	1.95	3 units. (6 nos. ben.)
Restaurant & Hotel Business	6.00	3 units (12 nos. ben.)
Siklaham Malkung Service (Distribution of Auto Rickshaw)	168.88	105 nos. ben.
Siklaham Malkung (Hornai) Service (Distribution of Auto Rickshaw)	96.18	45 nos. ben.

TRANSFER FUND**Table: 18.26** Panchayat Development Fund (PDF):

(Rs. In lakh)

Name of Scheme	2019-20	
	Fin.	Phy.
Imp. of Road /school Ground Mtc.	35.37	Imp. of Road-8 Nos.(10.36 KM) Field Dev-6
Agri.& Allied sector	19.07	Areca nut Nursery 1 no. 2,00,000 Nos.
Sports & Cultural Activities.	17.55	Cultural activities-2 No, Modern Musical Instruments, Harmonium/Nal/Kham/Janja
Maintenance of Existing Assets	120.21	Toilet-1 no. Canteen-1 no. site Dev-1 no. school-14 nos., Water tank/pump-3 nos. Land levelling-1 no, Market shed-2 nos. Qtr. Mtc-4 nos.
Grand Total	192.20	

Table: 18.27 Major scheme wise Financial & Physical Achievement in last 1 year under MGNREGA in TTAADC:

Name of Scheme	2019-20		
	Financial	Physical	
		Area (in ha) /No/KM	Ben
1st Year Rubber Plantation	1128.49	738	1661
2nd Year Rubber Plantation	62.77	171.8	388
Areca nut Plantation	2936.4	2345	5466

Mango	21.19	39	72
Lime/Lemon	54.73	96	291
Musambi	13	30	60
Cashewnut	3	10	20
Formation of road	40.52	10	0
Road side plantation.	3.76	3	0
River Bank plantation.	17.69	19	0
Agro Forestry plantation.	363.88	516	751
Bamboo plantation	26.42	45	0
Misc. Nursery.	175.53	1120000	
Small Bore Deep Tube Well	506.35	205	0

Major Activities:

A) Amanar Bhaled Decoration cum-catering Business: The scheme was introduced during the year 2019-20. The Scheme is continuously implementing for 3 years. During these period 38 units covering 380 nos. ST youths has been implemented for which amount spent Rs. 57.00 lakhs under Plan Fund.

B) Distribution of Auto Rickshaw and Goods Carrier Auto: 2 (two) new Scheme namely “Siklaham Malkung Service” and “Siklaham Malkung (Hornai) Service” Scheme introduced for the self employment purse of the ST unemployed youth of TTAADC areas during the year 2019-20. Under Siklaham Malkung Service Scheme 105 nos. Auto Rickshaw distributed to the selected youths free of cost. Though Rs. 25,000/- security money has been collected from the beneficiaries which will be refunded after 2 years on condition that the Auto Rickshaw is found in working condition and ownership is not transfer. The financial involvement of this scheme is Rs. 168.88 lakhs.

Under Siklaham Malkung (Hornai) Service Scheme 45 nos. Goods Carrier Auto distributed to the selected youths free of cost. Same as above Rs. 30,000/- security money has been collected from the beneficiaries who will be refunded after 2 years on condition that the Auto is found in working condition and ownership is not transfer. The financial involvement of this scheme is Rs. 96.18 lakhs.

C) MGNREGA:- Rubber Plantation: The TTAADC authority preferred Rubber plantation under MGNREGA for upliftment of livelihood of poor people of ADC area. From the year 2015-16 to 2019-20 total 9010 hector plantation created and family covered 21608 nos. and amount involvement were near about Rs. 10251.81 lakhs.

D) MGNREGA:- Arecanut Plantation: TTAADC authority preferring to take up Arecanut plantation for upliftment of livelihood of poor families of TTAADC areas. From the year 2015-16 to 2019-20 total 3692.75 hector plantation created and family covered 8520 nos. and amount involvement were near about Rs. 4566.79 lakhs.

SOCIAL WELFARE & SOCIAL EDUCATION.

Table: 18.28 Scheme wise Financial & Physical Achievement the Social Welfare & Social Education Department in TTAADC:

(Rs. in lakhs)

Name of Scheme	2019 – 2020
----------------	-------------

	Financial	Physical
Transfer Grant		
Financial Assistance to female Traders	30.00	150
Observance of International Women day	2.75	12 unit
Observance of Children day	2.80	8 unit
Observance of literacy day	2.80	7 unit
Capacity building training	1.20	6 unit
Establishment of Model AWCs	2.20	11
Incentive training of AGs	8.3058	6 unit 48 nos.
Mother Awareness programme	2.20	11 unit
Maintenance of AWCs (including PDF)	5.37288	9 nos.
Supervision & Monitoring	2.8942	
Total	60.52288	
Transfer Fund		
	39.51	318 AGs
Sabla (SAG) Nutrition	5.81	318 AGs
SNP(Supplementary Nutritional Programme)	1122.35	Child-46231 & Mother-8412
Minor repairing of Drinking water & Sanitation	5.12	44
Total	1172.79	

SPOTRS & YOUTH PROGRAMME

The Department of Sports & Youth Programme of TTAADC has emphasised on development of rural youth in game & sports etc, at village level. In this regard mass scale infrastructure development works already taken up by construction of Judo Hall, stadium, Swimming pool, Youth Hostel, Sports Complex, development of rural play ground etc for creation of befitting environment.

Table: 18.29 Scheme wise Financial & Physical Achievement:

Name of scheme	(Rs. In lakhs)	
	2019-20	
	Financial	Physical
Judo Coaching including Felicitation programme	3.14	60
Football coaching	6.00	20
Football tournament (Boys & Girls)	3.00	160
Purchase of Sports Materials	18.90	1100
Sikla phan	5.00	5 Zone
Indigenous game	0	5 zone
Gymnastic coaching	3.208	60
Weight lifting coaching	0.752	10
Total.	40.0	

SCIENCE, TECHNOLOGY & ENVIRONMENT

Brief write – up of the Department: The Science and Technology is a small wing among the all others Department of TTAADC .

Table: 18.30 Scheme wise Financial & Physical Achievement during 2019-20:

Name of Scheme (Item of Works)	(Rs. in lakhs)	
	2019-20	
PLAN FUND	Financial	Physical

Engagement of labourers for watch & ward and regular routine works of Science park	0.93	522 Dls
Wages for day to day of cleaning Jungle / up – keeping / watch & wards	0.40	174 Dls
Total :-	1.33	696
TRANSFER FUND		
World Environment Day	0.10	1
Total :-	0.10	1
Grand Total :-	1.43	697

VILLAGE COMMITTEE (VC)

Brief write – up of the Department: The scheme intended to pay sitting allowance fees to the elected members of the Village Committee @Rs. 100/- per actual sitting and for maximum are sitting in a month for attending in the Sub – Zonal Dev. Committee meeting.

Table: 18.31 Scheme wise Financial & Physical Achievement:

Rs. in lakhs)

Name of Scheme	2019-20	
	Financial	Physical
Sitting allowance of SZDO Members	1.9375	0
Training of Chairman / Vice – Chairman of VC	0.81125	0
Purchase of Furniture	0.5	0
Purchase of Computer	0.47125	0
Printing of forms and Act / Rules of VC	0.375	0
Sitting Allowance for the Chairman of Sub – Zonal Dev. Committee(SZDC)	1.485	0
Total:-	5.58	0

Name of Major Activities / Scheme:

i) Brief Write-up of the activities /scheme:

The schemes intended to pay sitting allowance fees to the elected members of the Village Committee @ Rs. 100/- per actual sitting and for maximum are sitting in a month for attending in the Sub-Zonal Dev. Committee meeting.

ii) Achievement (2019-20):

Financial Achievement: Sitting allowance of SZDC Members - Rs. 9.619 lakhs, Printing charge against rules of book -Rs. 0.245 lakhs, Seminar workshop on power and function Chairman - Rs. 3.600 lakhs /Vice-Chairman Members of ZAC/S-ZACs of VC. Oath or Affirmation of newly elected Member-Rs. 4.250 lakhs, and chairman/Vice-Chairman.

Physical Achievement: 587 V/C as Member of SZDC.

TRIBAL WELFARE (T/W)

INTRODUCTION: The creation of the Department of Tribal Welfare was an intention to take intensive care of the tribal people for their welfare in maintaining social security by removal of social disabilities by providing economic empowerment and ensuring proportionate representation with enjoyment of absolute human right in the overall development of the Tribal people with the main strategy of providing sustainable employment.

Table: 18.32 Scheme wise Financial & Physical Achievement:**(Rs. in Lakhs)**

Name of Scheme	2019-20 (upto March, 2020)		Remark
	Financial	Physical	
		2.00	118 families
	5.00	218 families	Revenue Fund
Composite Welfare & Relief Scheme	100.00	820 nos.	Un – spent money
Nokhung Hamari Housing Scheme	960.0	150 family	Un – spent money
Awareness programme cum seminar on SC / ST (Transfer Fund)	0.9	5 nos.	
Total	1067.9		

Name of Major Activities / Scheme:**The Tribal Welfare Department is implementing the following schemes:-**

Nucleus Budget: -Schedule tribe and Schedule Caste patients of TTAADC area are the victim of diseases/disability due to backwardness of TTAADC areas where better Medical facilities are rarely exists. Mostly the tribal people residing in TTAADC areas are very poor and unable to meet the expenditure on account of their medical treatment due to shortage of money. TTAADC is providing financial assistance to the poor tribal people residing in TTAADC area only for purchase of medicines, treatment cost etc. for both treatment within State or outside of State.

Composite Welfare Scheme: - The Sixth Schedule Area of the State comprised of hilly and remote area where most of the tribal jhumias and poor families live on hand to mouth by selling forest produce as well as on subsistence farming/jhuming. TTAADC has introduced Composite Welfare & Relief Scheme with objective of assisting Jhumias and poor tribal families. This scheme is intended for providing relief through financial assistance for specific purpose to the most backward sections of the population who are in distress and need immediate assistance to mitigate financial hardship.

Nukhung Hamari Housing Scheme: A large number of inhabitants of TTAADC belong to jhumia families. They live in the hilly areas and have no plain land for normal cultivation. They have to depend on shifting cultivation or jhum. They have no permanent dwelling house they live on Gairing or Tong ghar. They are not capable to construct permanent house to live in.

In order to uplift the socio-economic condition of those people depending on shifting cultivation in settled manner, TTAADC endeavor to extend minimum amount of fund and bring all those living in scattered way in a place near a road where all kind of basic facilities can be provided like school, Market, Electricity, Health, drinking water in easy manner by constructing Pucca house.

SIKLAHAM SCHEM

Siklaham programme :- Un-employed ST Youth belonging to the income group that is to DPL of Rs.98,000/- in Rural and Rs.1,20,000/- in urban area who have attitude interest and commitment to become self –employment whose age between 18 to 55.

SUBSIDY AMOUNT ON SIKLSHAM SCHEME

Financial Assistance (subsidy) will be provided on the following rates by the TTAADC an amount of subsidy will be placed in advance by crediting in an account at TGB Khumulwng Branch (Nodal Branch).

- (i) Upto 40% in case of women and 36% in case of men to the unit cost of Rs.50,000/- (for example: Rs.20,000/- in case of Women and Rs.18,000/-in case of Men.)
- (ii) 30% in case of women and 28% in case of men to the unit cost of Rs.1,00,000/- (for example: Rs.30,000/- in case of Women and Rs.28,000/-in case of Men.).
- (iii) 20% to the unit cost upto Rs.1, 50,000/-for both Men and Women (for example: - Rs.30, 000/-).
- (iv) 17.5% to unit cost upto Rs.2, 00,000/-for both Men and Women (for example: Rs.34, 000/-).
- (v) 15% to the unit cost upto Rs.5,00,000/- for both Men and Women for example:-Rs.30,000/-to Rs.75,000/
 - (i) 36% irrespective of men and women to the unit cost from Rs.1,00,000/-
 - (ii) 30% irrespective of men and women to the unit cost from Rs.1,00,001/- to Rs.3,00,000/-
 - (iii) 30% irrespective of men and women to the unit cost from Rs.3,00,001/- to Rs.5,00,000/-

CHAPTER-19

SUSTAINABLE DEVELOPMENT GOALS (SDGs)

“Sustainable Development Goals” (SDGs) have been evolved through a long inclusive process at the level of United Nations for achievement during 2016-2030. The SDGs cover 17 goals and 169 related targets resolved in the UN Summit meet 25-27 September 2015, in which India was represented at the level of Hon’ble Prime Minister. These SDGs are expected to stimulate, align and accomplish action over the next 15-year period in areas of critical importance for the humanity and the planet. NITI Aayog has been entrusted with the role to co-ordinate the task. The State Government has formulated, published and uploaded in the www.ecostat.tripura.gov.in the “Vision 2030, 7 Year Strategy and 3 Year Action Plan & Indicators” document. The document is based on the 17 SDGs (excluding SDG:14) with an objective of “*no one is left behind*”.

NITI Aayog clearly highlights the need to have context-specific strategies from the States to take Transforming India so that “Sankalp” (Commitment) is translated into “Siddhi” (Achievement). NITI Aayog has advised the State Governments for the preparation of State-level SDG vision documents- especially when it comes to examination of targets under various goals and subsequent analysis, within an overall national framework.

Tripura shares the vision set out by the Hon’ble Prime Minister of India which needs to be taken forward and implemented by us at the district and local levels, in order to fructify Tripura’s SDG Vision 2030.

The work has been done under four Working Groups on SDGs namely, i) Social Sector (SDGs 1 to 6) ii) Economic Sector (SDGs 7 to 11) iii) Environment Sector (SDGs 12 to 15) and Peace, Justice and Partnership (SDGs 16 & 17), who have consulted all line Departments for required inputs for inclusion in the Vision 2030 document (except SDG:14 Life below water).

- i)** SDG-1: End poverty in all its forms everywhere.
- ii)** SDG-2: End hunger, achieve food security and improved nutrition, and promote sustainable agriculture.
- iii)** SDG-3: Ensure healthy lives and promote well-being for all at all ages.
- iv)** SDG-4: Ensure inclusive and equitable quality education and promote lifelong learning opportunities for all.
- v)** SDG-5: Achieve gender equality and empower all women and girls.

- vi)** SDG-6: Ensure availability and sustainable management of water and sanitation for all.
- vii)** SDG-7: By 2030, double the rate of improvement in energy efficiency.
- viii)** SDG-8: Promote sustained, inclusive and sustainable economic growth, full and productive employment and decent work for all.
- ix)** SDG-9: Build resilient infrastructure, promote inclusive and sustainable industrialisation and foster innovation.
- x)** SDG-10: Reduce inequality within and among countries.
- xi)** SDG-11: Make cities and human settlements inclusive, safe, resilient and sustainable.
- xii)** SDG-12: Ensure sustainable consumption and production patterns.
- xiii)** SDG-13: Take urgent action to combat climate change and its impacts.
- xiv)** SDG-15: Protect, restore and promote sustainable use of terrestrial ecosystems, sustainably manage forests, combat desertification, and halt and reverse land degradation and halt biodiversity loss.
- xv)** SDG-16: Promote peaceful and inclusive societies for sustainable development, provide access to justice for all and build effective, accountable and inclusive institutions at all levels.
- xvi)** SDG-17: Strengthen the means of implementation and revitalize the global partnership for sustainable development.

Vision 2030 of Tripura envisages a transformed future for the people of the State free from all forms of deprivation, hunger, inequality, insecurity with housing, clothing and peace for all as to be achieved by 2030. It also envisages status of robust system where there is no poverty, where education is accessible to all children with considerable reduced drop-outs, where girls and women have equal opportunities and remain free from violence with up-liftment of ST, SC, OBC, minorities at par with others and where all people have access to affordable health care, nutrition and hygiene.

Goals:

SDG-1: End poverty in all its forms everywhere: Poverty would be brought down from 24.90 per cent to 12.45 per cent by the end of 2030. Proportion of total Government spending on essentials services like education, health and social protection will be increased from 28.5 per cent to 38.5 per cent by 2030.

SDG-2: End hunger, achieve food security and improved nutrition, and promote sustainable agriculture: A dynamic agricultural sector would be developed through improved practices, assured irrigation, adoption of HYV, efficient use of technology and natural resources for doubling the farmers' income. Children under 5 years who are underweight (stunting age) will be brought down from 24.3 per cent to 5 per cent by the end of 2030. Total cropped area under

irrigation will be increased from 44.5 per cent to 75 per cent by 2030. The percentage of farmers issued soil health card will be increased from 29.60 per cent to 100 per cent in 2030.

SDG-3: Ensure healthy lives and promote well-being for all at all ages: The health sector would be enabled for providing adequate, qualitative, preventive and curative health care and ensuring affordable quality health care to all. Existing Maternal Mortality Ratio (per one lakh population) will be brought down from 87 in 2016 to 25 by 2030. The Under 5 Mortality Rate (per one thousand) will also be brought down from 33 in 2015-16 to 20 by 2030.

SDG-4: Ensure inclusive and equitable quality education and promote lifelong learning opportunities for all: Access to quality education will be ensured up to 10th standard through better curriculum, using improved teaching, adequate training and recruitment of qualified teachers. The Net Enrolment Ratio (NER) for both primary and upper primary levels will be increased to 100 per cent from existing 97.04 per cent for primary and 89.95 per cent for Upper Primary levels in 2015-16 respectively, by 2030. The public expenditure on education as a percentage of GSDP will be increased from 6.14 per cent to 10.5 per cent by 2030.

SDG-5: Achieve gender equality and empower all women and girls: Gender equality will be ensured in education, health and other social sector by 2030. Workforce participation rate for women will be raised from 23.6 per cent (Census-2011) to 40 per cent by 2030. The proportion of crime against women will be reduced from 25.75 per cent to 5 per cent by 2030.

SDG-6: Ensure availability and sustainable management of water and sanitation for all: Safe drinking water and safe sanitation will be provided to all by 2020. The proportion of population using safely managed drinking water services will be raised to 75 per cent from 20.3 per cent (Census-2011). Percentage of population using basic sanitation services will be increased from 86 (Census-2011) to 100 by 2020.

SDG-7: By 2030, double the rate of improvement in energy efficiency: The State would implement 24X7 'Power for All' (PFA) programme with the objective to connect the unconnected areas before 2030. Proportion of population with access to electricity will be increased from 68.4 per cent (Census-2011) to 100 per cent in 2030. Energy GSDP ratio will be increased from 2.60 per cent to 5.5 per cent by 2030.

SDG-8: Promote sustained, inclusive and sustainable economic growth, full and productive employment and decent work for all: Accelerated economic growth will be achieved in a sustained manner from 9 per cent to 13 per cent. Annual growth rate of real GSDP per capita will be increased from 9.2 per cent in 2014-15 to 13 per cent by 2030.

SDG-9: Build resilient infrastructure, promote inclusive and sustainable industrialisation and foster innovation: Infrastructure of transport, connectivity, irrigation, energy and banking sectors will be expanded. Length of national and State highways per 1000 sq. km. will be increased from 112.65 km to 238 km by 2030. Manufacturing employment as a proportion of total employment will be increased from 1.79 per cent (Census 2011) to 4.5 per cent in 2030.

SDG-10: Reduce inequality within and among countries: Inequalities will be minimized in terms of human development across different segments of population including ST, SC, OBC, Minorities, disabled people as well as women for providing basic services to achieve quality of life. Percentage of disabled student getting scholarship will be increased from 14.74 per cent to 18.50 per cent in 2030.

SDG-11: Make cities and human settlements inclusive, safe, resilient and sustainable: All urban areas will be made inclusive, safe, resilient and sustainable by providing access of 100 per cent urban population to efficient pollution free transport system, proper sewerage, storm water drainage, underground electric lines and net connectivity. The percentage of slum population will be reduced from 16.49 per cent in 2014-15 to 8.50 per cent in 2030.

SDG-12: Ensure sustainable consumption and production patterns: Sustainable consumption and production patterns will be ensured through efficient management of natural resources, especially surface water and underground water and reasonable disposal of toxic wastes. The per cent change in water-fed area will be increased from 1 per cent to 14 per cent by 2030.

SDG-13: Take urgent action to combat climate change and its impacts: Action will be taken to combat Climate Change through afforestation in denuded forest land, arresting soil erosion as well as restoration in affected areas and maintaining eco-system. Per capita forest and tree cover will be increased from 0.22 ha to 0.33 ha in 2030.

SDG-15: Protect, restore and promote sustainable use of terrestrial ecosystems, sustainably manage forests, combat desertification, and halt and reverse land degradation and halt biodiversity loss: Tripura State will have a comprehensive sustainable management system in place for restoration, conservation and proper usage of ecosystems such as forests, rivers, wetlands and mountains by 2030. Forested area as a proportion of total land area will be increased to 62 per cent in 2030 from 60 per cent through social forestry.

SDG-16: Promote peaceful and inclusive societies for sustainable development, provide access to justice for all and build effective, accountable and inclusive institutions at all levels: By 2030 State would ensure justice for all by strengthening the institutional arrangements, fast tracking of court cases, arranging Lok Adalats to reduce pendency and empowering people. The proportion

of un-sentenced detainees to overall prison population will be reduced from 38.50 per cent to 10.50 per cent by 2030.

SDG-17: Strengthen the means of implementation and revitalize the global partnership for sustainable development: Tripura will build meaningful and workable collaboration, networking and partnerships among neighbouring States of North East as well as the neighbouring country of Bangladesh on a long-term basis. With further strengthening of connectivity through Bangladesh, Tripura is proposed to become gateway to South-East Asia. The proportion of budget funded by the State’s own revenue will be increased from 12.14 per cent to 17.57 per cent in 2030.

Implementation of SDGs is incomplete without constant measuring progress of actual outcomes under each of the 17 Goals. Towards this end, NITI Aayog has developed the SDG India Index, 2018. The Index which was very well received, has served as an advocacy tool to trigger needed action by State Governments. The Index has reinforced the spirit of competitive good governance among the States and Union Territories, which are ranked on the basis of their achievements on the SDGs and their targets. The positive feedback on the SDG India Index, 2018 from all stakeholders and the media has encouraged us to continue the effort and bring out the SDG India Index, 2019. During the preparation of the SDG India Index 2019 efforts have been made to address the concerns raised by the various commentators on the first edition. The SDG India Index 2019 & Dashboard, which is more refined and comprehensive than the first edition, not only gives an assessment of the progress made by States and UTs towards the attainment of SDGs but also attempts to measure the incremental progress since 2018.

While Government programmes contribute towards the progress in achieving the SDGs, it is equally essential to put in place a coordinating and monitoring mechanism.

Performance of Tripura and All India as per indicators in SDG India Index, 2019-20 prepared and published by NITI Aayog is as under:

SDG: OVERALL INDEX SCORE	Tripura	All India
	58	60

Source: SDG India Index, 2019-20, NITI Aayog(www.niti.gov.in)

SDG-1 No Poverty:

Poverty in all its forms everywhere

Particulars	Percentage of population living below National Poverty line	Percentage of households with any usual member covered by any health scheme or health insurance	persons provided employment as a percentage of persons who demanded employment under MGNREGA	Proportion of the population (out of total eligible population) receiving social protection benefits under Maternity Benefit(%)	Percentage of households living in katcha houses (Rural+Urban)	SDG 1Index score
(1)	(2)	(3)	(4)	(5)	(6)	(7)
Tripura	14.05	58.1	95.68	32.6	2.6	70
All India	21.92	28.7	85.26	36.4	4.2	50

Source: SDG India Index, 2019-20, NITI Aayog(www.niti.gov.in)

SDG-2 Zero Hunger :

End hunger, achieve food security and improved nutrition and promote sustainable agriculture

Particulars	Ratio of rural households covered under public distribution system to rural households where monthly income of highest earning member is less than Rs. 5000	Percentage of children under age 5 years who are stunted	Percentage of pregnant women aged 15-49 years who are anaemia	Percentage of children aged 6-59 months who are anaemic (11.0g/dl)(%)	Percentage children aged 0-4 years who are underweight	Rice, wheat and coarse cereals produced annually per unit area (kg/Ha)	Gross Value Added in Agriculture per worker	SDG 2 Index score
(1)	(2)	(3)	(4)	(5)	(6)	(7)	(8)	(9)
Tripura	0.94	31.9	54.4	33	23.8	Nil	1.2	49
All India	1.01	34.7	50.3	40.5	33.4	2516.67	0.58	35

Source: SDG India Index, 2019-20, NITI Aayog(www.niti.gov.in)

SDG-3 Good Health & Well-being:

Ensure healthy lives and promote well-being for all at all ages

Particulars	Maternal Mortality Ratio(MMR)	Proportion of institutional deliveries	Under-five mortality rate per 1,000 live births	Percentage of fully immunized children in the age-group 0-5 years	Total cases notification rate of Tuberculosis cases per 1 lakh population	HIV incidence per 1000 uninfected population	Percentage of currently married women aged 15-49 years who use any modern method of family planning	Total physicians, nurses and midwives per 100000 population	SDG 3 Index score
(1)	(2)	(3)	(4)	(5)	(6)	(7)	(8)	(9)	(10)
Tripura	NIL	64.3	33	39.6	66	0.05	42.8	22	61
All India	122	54.7	50	59.2	160	0.07	47.8	38	61

Source: SDG India Index, 2019-20, NITI Aayog(www.niti.gov.in)

SDG-4 Quality Education:

Ensure inclusive and equitable quality education and promote lifelong learning opportunities for all

Particulars	Adjusted Net Enrolment Ratio at Elementary (Class 1-8) and Secondary (Class 9-10) school (%)	Percentage of children in the age group of 6-13 who are out of school	Average Annual Dropout rate at secondary level (%)	Percentage of students in grade III, V, VIII and X achieving at least a minimum proficiency level in terms of nationally defined learning outcomes to be attained by pupils at the end of each of above grades	Gross Enrolment Ratio in Higher education (18-23 years)	Gender Partly Index for Higher Education (18-23 years)	Disabled children (5-19 years) attending educational Institution	Proportion of trained teacher by education level (elementary, secondary)	Percentage of schools with Pupil Teacher Ratio less than/equal to 30	SDG 4 Index score
(0)	(1)	(2)	(3)	(4)	(5)	(6)	(7)	(8)	(9)	(10)
Tripura	94.72	0.79	29.76	68.9	19.2	0.83	62.11	82.19	95.08	55
All India	75.83	2.97	19.89	71.03	26.3	1	61.18	78.84	70.43	58

Source: SDG India Index, 2019-20, NITI Aayog(www.niti.gov.in)

SDG-5 Gender Equality:

Achieve gender equality and empower all women and girls

Particulars	Sex Ratio at Birth	Female to male ratio of average wage/salary earnings received during the preceding calendar month among regular wage salaried employees (rural+urban)	Rate of Crimes Against Women Per 1,00,000 Female Population	Percentage of ever married women aged 15-49 who have ever experienced spousal violence	Proportion of sexual crime against girl children to total crime against children during the calendar	Percentage of seats won by women in the general elections to state legislative assembly	Female Labour force participation rate (LFPR)	Operational land holdings gender-wise	Sex Ratio at Birth	SDG 5 Index score
-------------	--------------------	---	---	--	--	---	---	---------------------------------------	--------------------	-------------------

					year					
(0)	(1)	(2)	(3)	(4)	(5)	(6)	(7)	(8)	(9)	(10)
Tripura	NIL	0.76	51.2	29.7	112.59	5	10.1	0.05	NIL	32
All India	896	0.78	57.9	33.3	59.97	8.32	17.5	13.96	896	42

Source: SDG India Index, 2019-20, NITI Aayog(www.niti.gov.in)

SDG- 6 Clean Water & Sanitation:

Ensure availability and sustainable management of water and sanitation for all

Particulars	Percentage of population having improved source of drinking water in rural areas	Percentage of rural households with individual household toilets	Percentage of urban households with individual household toilets	Percentage of districts verified to be Open Defecation Free (ODF)	Proportion of schools with separate toilet facility for girls	Percentage of industries (17 category of highly polluting industries/grossly polluting/red category of industries) complying with waste water treatment as per CPCB norms	Percentage of blocks over-exploited	SDG 6 Index score
(0)	(1)	(2)	(3)	(4)	(5)	(6)	(7)	(8)
Tripura	87.8	100	30.73	25	99.88	80	0	69
All India	95.5	100	97.22	88.41	97.43	87.62	18.01	88

Source: SDG India Index, 2019-20, NITI Aayog(www.niti.gov.in)

SDG- 7 Affordable & Clean Energy:

Ensure access to affordable, reliable, sustainable and modern energy for all

Particulars	Percentage of households electrified	Percentage of households using Clean Cooking Fuel (LPG)	SDG 7 Index score
(0)	(1)	(2)	(3)
Tripura	100	41.3	56
All India	99.99	61.4	70

Source: SDG India Index, 2019-20, NITI Aayog(www.niti.gov.in)

SDG 8 Decent Work & Economic Growth:

Promote sustained, inclusive and sustainable economic growth, full and productive employment and decent work for all

Particulars	Annual growth rate of Net Domestic Product (NDP) per capita	Ease of doing business score (EODB)	Un-employment rate (%)	Labour Force Participation Rate (%)	Number of Banking outlets per 100000 population	Percentage of households with a bank account	Proportion of women account holders under PMJJY	SDG 8 Index score
(0)	(1)	(2)	(3)	(4)	(5)	(6)	(7)	(8)
Tripura	13.34	22.45	6.8	45.1	14.55	100	0.55	63
All India	5.66	67.23	6	49.8	12.48	99.99	0.53	64

Source: SDG India Index, 2019-20, NITI Aayog(www.niti.gov.in)

SDG -9 Industry innovation & Infrastructure :

Build resilient infrastructure, promote inclusive and sustainable industrialization and foster innovation

Particulars	Percentage of targeted habitations connected by all-weather roads under Pradhan Mantri Gram Sadak Yojana	Manufacturing employment as a proportion of total employment	Number of mobile connections per 100 persons in rural and urban area (Mobile Tele density)	Number of internet subscribers per 100 population	SDG 9 Index score
(0)	(1)	(2)	(3)	(4)	(5)
Tripura	68.89	6.96	21.63	75.41	48
All India	69.89	12.13	88.41	48.48	65

Source: SDG India Index, 2019-20, NITI Aayog(www.niti.gov.in)

SDG- 10 Reduce Inequalities:

Reduce inequality within and among countries

Particulars	Growth Rates of household expenditure per capita among the bottom 40 percent of the population in rural India	Growth Rates of household expenditure per capita among the bottom 40 percent of the population in urban India	Gini Co-efficient of Household Expenditure in Rural India	Gini Co-efficient of Household Expenditure in Urban India	Proportion of seats held by women in Panchayati Raj Institutions	Ratio of Transgender Labour force participation rate to Male Labour force participation rate	Percentage of Scheduled Caste Sub Plan fund utilised	Percentage of Tribal Sub Plan fund utilised	SDG 10 Index score
(0)	(1)	(2)	(3)	(4)	(5)	(6)	(7)	(8)	(9)
Tripura	-6.31	-0.61	0.219	0.297	35.93	NIL	NIL	77.64	45
All India	13.61	13.35	0.283	0.363	46.14	0.64	77.67	82.98	64

Source: SDG India Index, 2019-20, NITI Aayog(www.niti.gov.in)

SDG - 11 Sustainable cities & Communities:

Make cities and human settlements inclusive, safe, resilient and sustainable

Particulars	Houses completed under Pradhan Mantri Awas Yojana (PMAY) as a percentage of net demand assessment for houses	Percentage of urban households living in slums	Percentage of wards with 100% door to door waste collection	Percentage of waste processed	Installed sewage treatment capacity as a proportion of sewage generated in urban areas	SDG 11 Index score
(0)	(1)	(2)	(3)	(4)	(5)	(6)
Tripura	46.03	3.8	27.1	40	0	31
All India	31.01	5.41	90.99	56	0.38	53

Source: SDG India Index, 2019-20, NITI Aayog(www.niti.gov.in)

SDG- 12 Sustainable consumption & Production:

Ensure sustainable consumption and production patterns

Particulars	Percentage ground water withdrawal against availability	Percentage use of nitrogen fertilizer out of total N,P,K (Nitrogen, Phosphorous, Potassium)	Per capita hazard waste generated	Ratio of processed quantity of hazard sent to recycle to hazard waste generated	Municipal Solid Waste (MSW) treated against MSW generated	Installed Capacity of Grid Interactive Bio Power per 100000 population	Percentage of wards with 100% source segregation	SDG 12 Index score
(0)	(1)	(2)	(3)	(4)	(5)	(6)	(7)	(8)
Tripura	7.88	54.24	0	0.88	60.34	NIL	66.129	92
All India	63.33	64.49	0.006	0.04	20.75	0.758	67.76	55

Source: SDG India Index, 2019-20, NITI Aayog(www.niti.gov.in)

SDG- 13 Climate Action:

Take urgent action to combat climate change and its impacts

Particulars	Number of human lives lost per 10,000,000 population due to extreme weather events	Renewable share of installed generating capacity	CO2 saved from LED bulbs per 1000 population	Installed capacity of solar power as proportion installed grid interaction renewable power	SDG 13 Index score
(0)	(1)	(2)	(3)	(4)	(5)

Tripura	44	12.41	27.62	10.02	37
All India	16	35.22	28.74	24.3	60

Source: SDG India Index, 2019-20, NITI Aayog(www.niti.gov.in)

SDG- 15 **Life & Land:**

Protect, restore and promote sustainable use of terrestrial ecosystems, sustainably manage forests, combat desertification, and halt and reverse land degradation and halt biodiversity loss

Particulars	Percentage of total land area covered under forest	Tree cover as a proportion of geographical area	Decadal change in extent of water bodies within forests from 2005 to 2015(%)	Percentage increase in area of desertification	Number of wildlife crime cases detected and reported annually	SDG 15 Index score
(0)	(1)	(2)	(3)	(4)	(5)	(6)
Tripura	73.68	2.05	46.75	33.55	NIL	88
All India	21.54	2.85	18.24	1.98	239	66

Source: SDG India Index, 2019-20, NITI Aayog (www.niti.gov.in)

SDG- 16 **Peace, Justice & Strong Institutions:**

Promote peaceful and inclusive societies for sustainable development, provide access to justice for all and build effective, accountable and inclusive institutions at all level

Particulars	Reported murders per 1 lakh population	Proportion of population subjected to physical, psychological or sexual violence in the previous 12 months	Reported cognizable crimes against children per 1 lakh population	Number of victims of human trafficking per 100000 population, by sex, age and form of exploitation	Estimated number of courts per 10 lakh persons	Cases Reported under Prevention of Corruption Act & Related Sections of IPC per 100000 population	Percentage of births registered	Percentage of population covered under Aadhaar	SDG 16 Index score
(0)	(1)	(2)	(3)	(4)	(5)	(6)	(7)	(8)	(9)
Tripura	3.2	40.95	22.3	0.49	20.3	0.03	82.37	88.58	73
All India	2.22	33.12	28.9	0.46	12.83	0.315	86	88.8	72

Source: SDG India Index, 2019-20, NITI Aayog(www.niti.gov.in)

TRIPURA vis-à-vis All India in SDG

Particulars			SDG INDEX SCORE-2019	
			TRIPURA	All India
Goal-1	No Poverty:	End Poverty in all its forms everywhere	70	52
Goal-2	Zero Hunger:	End hunger, achieve food security and improved nutrition and promote sustainable agriculture	49	40
Goal-3	Good Health and well-being:	Ensure healthy lives and promote well-being for all at all ages	61	70
	Quality Education:	Ensure inclusive and equitable quality education and promote lifelong learning opportunities for all	55	50
Goal-5	Gender Equality:	Achieve gender equality and empower all women and girls	32	38
Goal-6	Clean Water and Sanitation:	Ensure availability and sustainable management of water and sanitation for all	69	83
Goal-7	Affordable and Clean Energy:	Ensure access to affordable, reliable, sustainable and modern energy for all	56	60
Goal-8	Decent Work and Economic Growth:	Promote sustained, inclusive and sustainable economic growth, full and productive employment and decent work for all	63	72
Goal-9	Industry, Innovation and Infrastructure:	Build resilient infrastructure, promote inclusive and sustainable industrialization and foster innovation	48	68
Goal-10	Reduced Inequalities:	Reduce inequality within and among countries	45	73
Goal-11	Sustainable Cities and Communities:	Make cities and human settlements inclusive, safe, resilient and sustainable	31	34
Goal-12	Sustainable Consumption and Production:	Ensure sustainable consumption and production patterns	92	57
Goal-13	Climate Action:	Take urgent action to combat climate change and its impacts	37	37
Goal-15	Life and Land	Protect, restore and promote sustainable use of terrestrial ecosystems, sustainably manage forests, combat desertification, and halt and reverse land degradation and halt biodiversity loss	88	88
Goal-16	Peace, Justice and Strong Institutions	Promote peaceful and inclusive societies for sustainable development, provide access to justice for all and build effective, accountable and inclusive institutions at all level	73	73
SDG	Overall Sustainable Development Goals Index		58	60

Source: SDG India Index, 2019-20, NITI Aayog(www.niti.gov.in)

CHAPTER-20

20. Future Assessment and Outlook

The Sustainable Development Goals (SDGs), which are collection of 17-global goals are expected to stimulate, align and accomplish action over the next 15-year period in areas of critical importance for the humanity and the planet. NITI Aayog has been entrusted with the role to co-ordinate the task at National level. The State Government has formulated, published and uploaded in the www.ecostat.tripura.gov.in the “Vision 2030, 7 Year Strategy and 3 Year Action Plan & Indicators” document. The document is based on the 17 SDGs (excluding SDG:14) with an objective of “*no one is left behind*”. It also envisages status of robust system where there is no poverty, where education is accessible to all children with considerable reduced drop-outs, where girls and women have equal opportunities and remain free from violence with up-liftment of ST, SC, OBC, minorities at par with others and where all people have access to affordable health care, nutrition and hygiene.

There will be several milestones in this arduous journey. The first of these milestones will be in 2022, when India celebrates the 75th anniversary of its independence. There are three key features of the strategy for NewIndia@75. First, development must become a mass movement, in which everyone recognizes their role and experiences the tangible benefits accruing for accelerated growth. Second, the strategy will help achieve broad-based economic growth to ensure balanced development across the State and across sectors. It implies embracing new technologies, fostering innovation and upskilling. Focus must be on necessary modernization of agriculture and mainstreaming of backward region including the Aspirational District, Dhalai. Third, the strategy when implemented, will bridge the gap between public and private sector performance.

As far as the thrust of the State Government to the development strategies are concerned, the basic objectives are clear and simple: they are aimed at eradication of poverty, employment opportunities, peace and continuous improvement in the standard of living of the people. The target of the Government is comprehensive growth covering all sections of people and strata of society with the aim of reducing the rural -urban divide. While substantial achievements have been made, the road ahead still has a number of challenges and hurdles and these have to be kept in view while moving towards rapid growth and economic prosperity of the people of the State.

Infrastructural improvements as well as to create a sustainable climate and maintaining bio-diversity for attracting investments for inclusive pro-people development in the State.

Issues and Challenges to be addressed:

Tripura is a primarily an agrarian State. Forest area is over 60 percent of its land use statistics and net cropped area is 24% of total geographical area. The State is surrounded by the neighbouring country Bangladesh on its south, west and north. The length of its international border with Bangladesh is about 856 km (i.e. about 84 percent of its total border), while it has 53 km border with Assam and 109 km border with Mizoram.

1. Lack of Industrialisation:

Industrialisation is very low in Tripura due to lack of infrastructural facilities, communication bottlenecks and other constraints like difficult topography, geographical isolation etc. It is not effectively integrated with the national market. In the age of economics of scale and mass production, there is no comparative advantage for large scale industries in Tripura.

The low level of industrialisation also hampering employment generation in Tripura.

The State need to give high priority for industrialisation including opening of more Special Economic Zone after getting due connection through the neighbouring country Bangladesh to the main land of the country both through railways and waterways.

This will further lead to the promotion of industrialisation with the ASEAN countries under Act East Policy. The involvement of Chamber of Commerce of the both Bangladesh and India need to be emphasised.

2. Problem of Marketing Infrastructure:

Tripura has been cut off from the markets of the mainland on account of its remoteness and geographical isolation. The transportation networks are under-developed in the North Eastern Region on various historical and geographical reasons. This has made the State economy inward and production has been limited to local consumption.

These acts as development disability and calls for huge investments to remove the marketing bottleneck.

3. Low resource base and lack of internal resources:

The result of low level of development due to various factors are due to low income level of the people and high level of unemployment in the State. The State has not been able to exploit natural resources due to geographical isolation and communication bottlenecks.

To have a better fiscal health of the State, the Government should give due priority and attention for augmenting its resource base through vast forest resources and bio-diversity including 'Gold Bond' on bamboo, medicinal plants, professional culturing of ornamental fishing, rubber, tea, orange, natural gas, traditional handloom and handicraft etc. resources.

4. Roads and highways:

4.1. Conversion of National Highway-08 into four lanes in Tripura :

Conversion of National Highway-08, which terminates at Sabroom in Tripura, to a four-lane highway, is required. Benefits to be derived from this improvement would be immense in view of increase in trade and commerce as well as removal of feeling of psychological isolation of the local people.

Further, the National Highway needs to be aligned along the railway tracks. This will not only straighten the highway but also make both the railway line and the national highway secure. It should be a part of the golden quadrilateral.

4.2. Alternative national highway:

An alternative National Highway from Kukital in Assam to Sabroom (310 kms) in Tripura need be considered as national project. This would take care of most of tribal population as well as underdeveloped areas of the State, which in turn would provide economic development in the interior areas of the State.

Since the road alignment and basic formation already exists, the cost of construction of the alternative National Highway (NH) would be reduced to a great extent. It is also to mention that total length of NH in Tripura including the Tripura part of Manu-Syrang National Highway (yet to be completed) is only 468 Km which hardly works out to 9.74 percent of total length of NH in North Eastern States.

4.3. Trans-Asian Highway/Railway:

The Trans-Asian Highway & Railway should pass through Tripura to connect East/South East Asian countries so that the entire North-Eastern Region becomes a hub for promotion of South-East Asia Growth quadrangle as per "Look East Policy" of Government of India.

4.4. Direct railway service between Agartala and Kolkata through Bangladesh:

Proposal for introducing a direct railway service between Agartala and Kolkata through Bangladesh should be submitted to get the full benefit of the agreement signed between Government of India and the Republic of Bangladesh against issue of double entry visa to the Indian Nationals. This will reduce journey time vis-à-vis the cost of travel.

5. Linking of State capital with rails and airports:

5.1. Rail:

Broad-gauge railway network has extended up to Sabroom, which is closed to Chittagong seaport, Bangladesh. Railway line up to Sabroom provides the much desired accessibility with the nearest sea port of Chittagong in Bangladesh which would ultimately promote trade of large volume not only with Bangladesh but also with the main land and South East Asian countries as per "Look East Policy" of Government of India. The entire North Eastern Region would be benefited with such railway connectivity.

5.2. Airports:

As road and rail infrastructure of the State is not up to the mark, the people in the State are dependent mainly on air services for travelling to the main land of the country. However, the runway at Agartala Airport has been extended including night landing facilities, additional infrastructure are required to be created for availing better and latest aviation facilities including cargo handling.

6. Conversion of Agartala airport into international airport:

The State Government has requested the Government of India to consider up-gradation of Agartala airport into an international airport to facilitate movement of foreign tourists especially in Tripura as well as other North Eastern States. Initially, the air connectivity will be made with Dakha and Chittagang of Bangladesh. Airport Authority of India has already started upgrading the Agartala Airport to international standards. The up gradation work is targeted to be completed by financial year 2019-20.

7. Border trade with Bangladesh and development of Land Customs Stations:

7.1. Border trade with Bangladesh:

The State had transport links with and through Bangladesh, before partition of India in 1947, which have since been snapped.

Official trade between Tripura and Bangladesh has been going-on mainly through Akhaura check post. Trade with Bangladesh includes cement, fish, stone pipes, PVC pipes, furniture, jute, ginger, agarbatti, iron oxide, fruits etc. Agreements and joint dialogues are on between India and Bangladesh for promotion of sustainable larger foreign trade with Bangladesh through the Land Custom Stations of Tripura.

Since, the trade presently goes on informally in border haat, it causes a lot of difficulties and distortions at present and puts a lot of strain even on security forces, who are to work to prevent such trade.

Feasibilities for "Border Haats" have been identified for trade in the State at Kamalagar, Boxanagar and Bamutia in West Tripura; Simantapur, Srinagar and Ekinpur in South Tripura; Pal basti (Raghna) in North District and Hirachera (Kailashahar) in Unakoti District and Kamalpur in Dhalai District since the State has 84 percent of its border with the neighbouring country of Bangladesh.

Currently two border haats are functional in Tripura - one at Kamalasar in Sepahijala district and another at Srinagar in South Tripura district.

7.2. Development of Land Customs Station at Akhaura for Passenger Services and Srimantapur Land Custom Station for Goods Traffic:

Both the Agartala Land Customs Station and Srimantapur Land Customs Station are notified Customs Stations. In Bangladesh side, Akhaura Land Customs Station is opposite to Agartala Land Customs Station in Tripura and Bibirbazar Land Customs Station in Bangladesh is opposite to Srimantapur Land Customs Station in Tripura. Land Customs Station in Tripura and also in Bangladesh mentioned above are operational at present and deals with passengers and cargo traffic.

Volume of trade through Agartala Land Customs Station is increasing day by day. The major two constraints of Agartala Land Customs Station are namely its proximity (just 2 km. away) to the Agartala city which is the hub of all important activities of the State and paucity of vacant land at or near Agartala Land Customs Station for any future expansion. In view of increasing volume of trade and the constraint faced at Agartala Land Customs Station, it is suggested that while both the passenger traffic and cargo traffic would continue to be handled at Agartala Land Customs Station, passenger traffic would be encouraged more than cargo traffic in this Customs Station in the coming years.

Srimantapur Land Customs Station (LCS) at present is handling both the cargo and passenger traffic and opposite to this Station Bangladesh is having Bibirbazar Land Customs Station. The strategic advantage of this Station is that the nearest city in Bangladesh from Srimantapur Land Customs station is Comilla at a distance of just 12 Km. It is worthy to mention here that the most important 'Viswa Road' in Bangladesh passes through Comilla and it connects Chittagong port and Dhaka in Bangladesh, which gives natural access to important city and port in Bangladesh from Srimantapur LCS. As land near the Srimantapur LCS is available, future expansion is feasible at this Customs station. It may also be mentioned here that all the standard parameters proposed at Agartala LCS are also proposed at Srimantapur LCS in the pre-feasibility study prepared by IL & FS. While both the passenger traffic and cargo traffic would continue to be handled at Srimantapur Land Customs Station, cargo traffic would be encouraged more than passenger traffic in this Customs station in the coming years.

About Rail connectivity, it may be mentioned here that the proposed railway link between Akhaura in Bangladesh and Agartala in Tripura passes near by the Agartala Land Customs Station. In addition, the proposed railway link between Agartala to Sabroom (southernmost town of Tripura) shall have a railway station at

Bishramganj (a point of extended National Highway -08) which is just 28-30 km. from the Srimantapur Land Customs Station. The above-mentioned link once established, shall connect both the Agartala Land Customs Station and Srimantapur Land Customs Station with all the important towns of Tripura. It shall translate into reality to the vision to make Tripura as a gateway to other North Eastern States for Bangladesh and South East Asian Countries. It may also be mentioned here that it is proposed to have waterways route through Gomati River (adjacent to Srimantapur LCS) to Haldia in West Bengal via Bangladesh.

All the user agencies like BSF, Customs and Immigration are also of the view that considering the space constraints at Agartala Land Customs Station, and future expansion mobility at Srimantapur Land Customs Station, passenger traffic in larger volume may be encouraged through Agartala Land Customs Station and cargo traffic through Srimantapur Land Customs Station.

8. *Optimized use of Natural Gas in the State:*

Tripura has significant natural gas reserve. However, these natural gas reserves are yet to be commercially developed due to low industrial demand in the State. Optimized use of natural gas reserve should be highly emphasized. Endeavour should be given to set up natural gas based industries and projects.

9. *International internet-gateway at Agartala:*

Country's third international internet gateway at Agartala, after the ones in Mumbai and Chennai, is functioning from March, 2016. India is importing internet bandwidth from an internet port in Cox's Bazar in Bangladesh. The internet gateway was jointly built by Bharat Sanchar Nigam Limited (BSNL) and Bangladesh Submarine Cable Company Limited (BSCCL). Special importance should be given to this internet gateway as it will be extremely useful for implementation of Digital India Programme. Eight Indian States of northeast are also getting benefit from that internet bandwidth.

10. *Economic structure and Un-employment:*

Economy of Tripura is agrarian and characterized by high rate of poverty, low per-capita income, low capital formation, inadequate infrastructural facilities, geographical isolation, communication bottleneck, inadequate use of forest and mineral resources, low progress in industrial field and high un-employment problem. A large portion of the State's population is still directly depends on agriculture & allied activities.

It is that appropriate infrastructural supports for improving the productive potential for economic development is the prerequisite and has to be the most priority zone for the planning and policy decision for the State. The planned investment in basic infrastructural facilities boosts not only the growth of economy but also the pre-condition for a long-term sustainable growth. The goal of

infrastructure policy is to deliver quality infrastructure services at reasonable prices both to the households and farms.

The State is facing serious problems in the issue of un-employment, particularly due to lack of private investments, low level of capital formation, inadequate infrastructure facilities, geographical isolation and communication bottleneck's with high level of poverty. Emphasis should be given for generation of productive and gainful employment on a sufficient scale to achieve the inclusive growth.

The list of constraints and challenges makes clear the issues to be addressed in the future. It is not the task of this Economic Review to prepare a comprehensive policy direction for the macro-economic development. However, the priorities in policy decisions concerning to human development may also include the following:-

Raise the levels of attainment in respect of education, health and nutrition among all people of the State. In the sphere of education, the special attention is necessary to ensure universal school enrolment and retention, particularly in upper primary and senior schools. This requires increased investments in the expansion of school infrastructure and at least 6 per cent of GSDP to be spent on education, regularly. In the sphere of health, major expansion of health-care infrastructure is required to ensure an effective, open-access health-care system. Resources have to be allocated for increased expenditure on health, including partnerships with the private sector.

Programmes for immunization and nutritional support to mothers and children have to be strengthened. Success in sanitation work has to be followed by improvements in the supply of drinking water, investment in the construction of basic drainage and better housing.

Special infrastructural plan should be prepared to solve the problem of transport and communication between Tripura and the rest of India. The Central Government should play a leading role in implementing this plan.

Employment strategies have to be developed to ensure growth of skilled employment and expansion of sustainable livelihoods. The strategy must aim to reduce youth un-employment, and to equip young men and women with modern skills. It should also develop new rural-based farm and nonfarm livelihoods, including forest-based livelihoods. The employment growth must be based on growth in production-that is, economic growth that involves a growth of agricultural and agriculture-related production, rural non-agricultural production, and different types of industrial production. A transformation of the scientific and technological basis of the economy must be a medium- and long-term objective of State policy.

Empowering the women, minorities, SC, ST and OBC communities as well as economically weaker section to meet the current social and economic challenges need to be emphasized for more inclusiveness and pro-people macro-economic growth.

STATISTICAL TABLES

PART – II

Table: 1 Distribution of population, sex ratio and density population – 2011:

India/State/ Union Territory	Area in Sq. Kms	Population		Persons	Density	Sex ratio
		Male	Female			
1	2	3	4	5	6	7
India (1) ++	3287263	623121843	587447730	1210569573	382	933
State:						
Andhra Pradesh	275045	42442146	42138631	84580777	308	978
Arunachal Pradesh	83743	713912	669815	1383727	17	893
Assam	78438	15939443	15266133	31205576	398	935
Bihar	94163	54278157	49821295	104099452	1106	919
Chhattisgarh	135191	12832895	12712303	25545198	189	989
Goa	3702	739140	719405	1458545	394	961
Gujarat	196024	31491260	28948432	60439692	308	920
Haryana	44212	13494734	11856728	25351462	573	861
Himachal Pradesh	55673	3481873	3382729	6864602	123	968
Jammu & Kashmir(1)++	222236	6640662	5900640	12541302	124	892
Jharkhand	79714	16930315	16057819	32988134	414	941
Karnataka	191791	30966657	30128640	61095297	319	965
Kerala	38863	16027412	17378649	33406061	860	1059
Madhya Pradesh	308245	37612306	35014503	72626809	236	919
Maharashtra	307713	58243056	54131277	112374333	365	922
Manipur +	22327	1290171	1280219	2570390	115	978
Meghalaya	22429	1491832	1475057	2966889	132	972
Mizoram	21081	555339	541867	1097206	52	935
Nagaland	16579	1024649	953853	1978502	119	900
Orissa	155707	21212136	20762082	41974218	270	972
Punjab	50362	14639465	13103873	27743338	551	876
Rajasthan	342239	35550997	32997440	68548437	200	921
Sikkim	7096	323070	287507	610577	86	875
Tamil Nadu	130058	36137975	36009055	72147030	555	987
Tripura	10492	1874376	1799541	3673917	350	948
Uttar Pradesh	240928	104480510	95331831	199812341	829	898
Uttaranchal	53483	5137773	4948519	10086292	189	962
West Bengal	88752	46809027	44467088	91276115	1028	934
Union Territory						
A. & N. Islands	8249	202871	177710	380581	46	846
Chandigarh	114	580663	474787	1055450	9258	777
D. & N. Haveli	491	193760	149949	343709	700	812
Daman & Diu	112	150301	92946	243247	2191	710
Delhi	1483	8987326	7800615	16787941	11320	821
Lakshadweep	32	33123	31350	64473	2149	948
Pondicherry	479	612511	635442	1247953	2547	1001

Source: - Office of Registrar General of India, Ministry of Home Affairs.

* The area figures of States and UTs do not add up to area of India because:

(i) The shortfall of 7 square km area of Madhya Pradesh and 3 square km area of Chhattisgarh is yet to be resolved by the Survey of India.

(ii) Disputed area of 13 square km. between Pondicherry and Andhra Pradesh is neither included in Pondicherry nor in Andhra Pradesh.

(1) The population figures excludes population of the area under unlawful occupation of Pakistan and China where Census could not be taken.

++ Area figures includes the area under unlawful occupation of Pakistan and China. The area includes 78,114 sq.km. under illegal occupation of Pakistan, 5,180 sq. km. illegally handed over by Pakistan to China and 37,555 sq.km. illegal occupation of China.

+ The population of India, Manipur State and Senapati District by sex includes estimated population and excludes the households of Mao Maram, Paomata and Purul sub-division, as the census results for 2001 Census for these sub-divisions were cancelled due to administrative and technical reasons.

Table: 2 DECENNIAL GROWTH OF POPULATION BY CENSUS:

Stat/Union Territory	1911-1901	1911-1921	1931-1941	1941-1951	1951-1961	1961-1971	1981-1971	1991-1981	1991-2001	2001-2011
1	2	3	4	5	6	7	8	9	10	11
INDIA	5.75	-0.31	14.22	13.31	21.51	+24.80	+24.66	+23.87	+21.54	17.61
State:										
Andhra Pradesh+	12.49	-0.13	12.75	14.02	15.65	20.90	23.10	24.20	14.59	11.10
Arunachal Pradesh*	-	-	-	-	-	38.91	35.15	36.83	27.00	25.92
Assam++	16.99	20.48	20.40	19.93	34.98	34.95	23.36	24.24	18.92	16.93
Bihar	1.52	-0.97	12.22	10.58	19.79	20.91	24.16	23.38	28.62	25.07
Chhatisgarh	24.15	1.41	13.04	9.42	22.77	27.12	20.39	25.73	18.27	22.59
Goa	2.36	-3.55	7.05	1.21	7.77	34.77	26.74	16.08	15.21	8.17
Gujarat	7.79	3.79	19.25	18.69	26.88	29.39	27.67	21.19	22.66	19.17
Haryana	-9.70	1.95	15.63	7.60	33.79	32.22	28.75	27.41	28.43	19.90
Himachal Pradesh	-1.22	1.65	11.54	5.42	17.87	23.04	23.71	20.79	17.54	12.81
Jammu & Kashmir**	7.16	5.75	10.36	10.42	9.44	29.65	26.69	30.89	29.43	23.71
Jharkhand	11.19	0.31	12.13	9.35	19.69	22.58	23.79	24.03	23.36	22.34
Karnataka	3.60	-1.09	11.09	19.36	21.57	24.22	26.75	21.12	17.51	15.67
Kerala	11.75	9.16	16.04	22.82	24.76	26.29	19.24	14.32	9.43	4.86
Madhya Pradesh	12.38	-2.40	12.06	8.38	24.73	29.28	27.16	27.24	24.26	20.30
Maharashtra	10.74	-2.91	11.99	19.27	23.60	27.45	24.54	25.73	22.73	15.99
Manipur+++	21.71	10.92	14.92	12.80	35.04	37.53	32.46	29.29	24.86	18.65
Meghalaya	15.71	7.21	15.59	8.97	27.03	31.50	32.04	32.86	30.65	16.93
Mizoram	10.64	7.90	22.81	28.42	35.61	24.93	48.55	39.70	28.82	22.78
Nagaland***#	46.76	6.55	6.04	8.60	14.07	39.88	50.05	56.08	64.53	-0.47
Orissa	10.44	-1.94	10.22	6.38	19.82	25.05	20.17	20.06	16.25	13.97
Punjab	-10.8	6.26	19.82	-4.58	21.56	21.70	23.89	20.81	20.10	13.73
Rajasthan	6.70	-6.29	18.01	15.20	26.20	27.83	32.97	28.44	28.41	21.44
Sikkim	48.98	-7.05	10.67	13.34	17.76	29.38	50.77	28.47	33.06	12.36
Tamil Nadu	8.57	3.47	11.91	14.66	11.85	22.30	17.50	15.39	11.72	15.60
Tripura	32.48	32.59	34.14	24.56	78.71	36.28	31.92	34.30	16.03	14.75
Uttar Pradesh	-1.36	-3.16	13.57	11.78	16.38	19.54	25.39	25.61	25.85	20.09
Uttaranchal	8.20	-1.23	13.63	12.67	22.57	24.42	27.45	23.13	20.41	19.17
West Bengal	6.25	-2.91	22.93	13.22	32.80	26.87	23.17	24.73	17.77	13.93
Union Territory:										
A. & N. Islands #	7.34	2.37	14.61	-8.28	105.13	81.17	63.93	48.70	26.90	6.68
Chandigarh #	-16.07	-1.65	14.11	7.47	394.13	114.59	75.55	42.16	40.28	17.10
D. & N. Haveli #	19.52	6.99	5.70	2.70	39.56	27.96	39.78	33.57	59.22	55.50
Daman & Diu #	1.45	-3.26	17.52	13.55	-24.56	70.85	26.07	28.62	55.73	53.54
Delhi #	1.98	18.03	44.27	90.00	52.44	52.93	53.00	51.45	47.02	20.96
Lakshadweep #	4.85	-6.31	14.43	14.60	14.61	31.95	26.53	28.47	17.30	6.23
Puducherry #	4.39	-5.06	10.20	11.31	16.34	27.81	28.15	33.64	20.62	27.72

Source: - Office of the Registrar General of India, Ministry of Home Affairs.

+ One village Ramtapur (code No.217 and 101 in 1951 and 1961 respectively) of Jukhal circle of Degulur taluka which was transferred under the State Reorganisation Act, 1956 from Maharashtra to Andhra Pradesh, still continues in Nanded district of Maharashtra. The population of this village has, however, been adjusted in Nizamabad district for the year 1901-1951. (ii) The total population of all districts of Andhra Pradesh for 1901, 1911, 1921 and 1931 Censuses do not tally with the total population of the State. The differences between the figures for the State total and the totals of all districts are 21599 for 1901, (-) 70,744 for 1911, (+) 16,456 for 1921 and (+) 8,240 for 1931. The difference is due to an error that has occurred in Table A-2 of 1941, when the population data of Medak and Nizamabad districts were recast in accordance with certain inter district transfers that had taken place between Medak and Nizamabad districts of the erstwhile Hyderabad State during the decade 1931-1941.

* Arunachal Pradesh was censused for the first time in 1961.

++ The 1981 Census could not be held owing to disturbed conditions prevailing in Assam. Hence the population figures for 1981 of Assam have been worked out by 'Interpolation'.

** The 1991 Census was not held in Jammu & Kashmir. Hence the population figures for 1991 of Jammu & Kashmir have been worked out by 'Intrepolation'.

+++ The population of Manipur State by sex includes the estimated population of Mao Maram, Paomata and Purul sub-divisions of Senapati district for Census 2001.

*** In working out 'decade variation' and 'percentage decade variation' for 1941-1951 & 1951-1961 of Nagaland State, the population of Tuensang district for 1951 (7,025) & the population of Tuensang (83,501) & Mon (50,441) districts for 1961 Census have not been taken into account as the area was censused for the first time in 1951 and the same are not comparable.

In 1951, Tuensang was censused for the first time for 129.5 sq.kms. of areas only in 1961 censused areas of Tuensang district of Nagaland was increased to 5356.1 sq.km. 2. Due to non-availability of census data the figures for the back decades, from 1901 to 1951 have been estimated for the districts of Kohima, Phek, Wokha, Zunheboto and Mokokchung. Estimation however could not be done for Tuensang and Mon as they were not fully censused prior to 1961. 3. In working out 'decade variation and 'percentage decade variation' for 1941-1951 & 1951-1961 of Nagaland State, the population of Tuensang district for 1951 (7,025) and the population of Tuensang (83,501) & Mon (50,774) districts for 1961 census have not been taken into account as the area was censused for the first time in 1951 and the same are not comparable.

@The distribution of population of Pondicherry by sex for 1901 (246,654) and 1931 (285,011) is not available.

Table: 3 Estimated Birth Rate, Death rate, Natural growth rate and Infant mortality rate, 2018:

India/States /Union Territories	Birth rate			Death rate			Natural growth rate			Infant mortality rate		
	Total	Rural	Urban	Total	Rural	Urban	Total	Rural	Urban	Total	Rural	Urban
1	2	3	4	5	6	7	8	9	10	11	12	13
India	20.0	21.6	16.7	6.2	6.7	5.1	13.8	14.9	11.6	32	36	23
Bigger States/Union Territories												
1. Andhra Pradesh	16.0	16.4	15.3	6.7	7.4	5.0	9.4	9.0	10.3	29	33	21
2. Assam	21.1	22.2	14.6	6.4	6.6	5.1	14.7	15.6	9.5	41	44	20
3. Bihar	26.2	26.8	21.9	5.8	5.9	5.1	20.3	20.9	16.8	32	32	30
4. Chhattisgarh	22.5	24.0	17.8	8.0	8.6	6.3	14.5	15.4	11.6	41	42	35
5. NCT of Delhi	14.7	16.2	14.7	3.3	3.7	3.3	11.4	12.5	11.4	13	8	13
6. Gujrat	19.7	21.6	17.4	5.9	6.3	5.3	13.8	15.3	12.1	28	33	20
7. Haryana	20.3	21.7	18.0	5.9	6.6	4.9	14.4	15.1	13.2	30	33	25
8. Jammu & Kashmir and Ladakh	15.4	17.0	11.7	4.9	5.1	4.2	10.5	11.8	7.5	22	23	20
9. Jharkhand	22.6	24.0	18.1	5.4	5.7	4.5	17.1	18.3	13.6	30	31	26
10. Karnataka	17.2	18.1	15.9	6.3	7.2	4.8	10.9	10.8	11.0	23	25	20
11. Kerala	13.9	13.8	14.0	6.9	7.1	6.7	7.1	6.8	7.4	7	9	5
12. Madhya Pradesh	24.6	26.6	19.1	6.7	7.1	5.5	17.9	19.5	13.6	48	52	36
13. Maharashtra	15.6	15.9	15.2	5.5	6.3	4.5	10.1	9.6	10.7	19	24	14
14. Odisha	18.2	19.2	13.4	7.3	7.6	5.9	10.9	11.6	7.5	40	41	31
15. Punjab	14.8	15.3	14.0	6.6	7.7	5.1	8.2	7.7	8.9	20	21	19
16. Rajasthan	24.0	24.9	21.3	5.9	6.1	5.0	18.1	18.7	16.3	37	41	26
17. Tamil Nadu	14.7	14.8	14.6	6.5	7.8	5.3	8.3	7.1	9.3	15	18	12
18. Telangana	16.9	17.2	16.5	6.3	7.5	4.5	10.6	9.7	12.0	27	30	21
19. Uttar Pradesh	25.6	26.6	22.5	6.6	7.0	5.3	19.0	19.6	17.2	43	46	35
20. Uttarakhand	16.7	16.8	16.4	6.2	6.5	5.3	10.6	10.4	11.1	31	31	29
21. West Bengal	15.0	16.5	11.5	5.6	5.6	5.7	9.3	10.8	5.8	22	22	20
Smaller States												
1. Arunachal Pradesh	17.9	18.4	15.4	6.0	6.2	4.7	11.9	12.2	10.7	37	38	28
2. Goa	12.4	12.0	12.7	5.9	7.0	5.1	6.4	5.0	7.5	7	8	7
3. Himachal Pradesh	15.7	16.2	10.3	6.9	7.1	4.8	8.8	9.1	5.5	19	20	14
4. Manipur	14.3	14.5	13.9	4.5	4.2	5.0	9.8	10.4	8.8	11	12	9
5. Meghalaya	22.1	24.0	13.6	5.8	6.1	4.5	16.3	17.9	9.0	33	35	17
6. Mizoram	14.8	17.5	12.1	4.1	4.0	4.3	10.7	13.5	7.8	5	7	2
7. Nagaland	12.9	13.7	12.2	3.5	4.2	2.7	9.5	9.5	9.4	4	5	3
8. Sikkim	16.3	15.2	17.9	4.5	5.2	3.5	11.8	10.1	14.5	7	8	6
9. Tripura	13.0	13.7	11.2	5.5	5.0	6.5	7.5	8.7	4.7	27	26	31
Union Territories												
1. Andaman & Nicobar Islands	11.2	12.0	10.3	5.3	6.4	4.0	5.9	5.6	6.3	9	12	3
2. Chandigarh	13.3	18.7	13.2	4.3	3.4	4.3	9.0	15.3	8.8	13	4	13
3. Dadra & Nagar Haveli	22.9	20.1	25.1	3.8	4.6	3.3	19.1	15.6	21.8	13	19	9
4. Daman & Diu	19.6	15.8	20.4	4.5	5.5	4.3	15.1	10.3	16.1	16	19	16
5. Lakshadweep	15.3	21.6	13.7	5.6	7.1	5.3	9.7	14.5	8.4	14	14	14
6. Puducherry	13.7	13.6	13.7	6.9	7.9	6.6	6.8	5.7	7.1	11	9	12

Note: Infant mortality rates for smaller States and Union Territories are based on three-year period 2016-18.

Source: - Office of the Registrar General of India, Ministry of Home Affairs.

Table: 4 Number per 1000 persons hospitalized (excluding childbirth) in broad age group during last 365 days by gender:

Age - group	Number per thousand of persons hospitalized (EC)								
	Rural			Urban			Rural + Urban		
	male	female	persons	male	female	persons	male	female	persons
(1)	(2)	(3)	(4)	(5)	(6)	(7)	(8)	(9)	(10)
0-14	43	41	42	28	41	34	40	41	41
15-29	14	43	27	30	25	27	17	39	27
30-44	31	51	42	23	44	32	30	50	40
45-59	44	66	52	72	50	61	50	62	54
60+	99	108	104	72	59	66	93	99	96
all	36	53	44	38	40	39	36	50	43

Source: State Sample NSS 71st Round: Report on Health in Tripura, January –June, 2014

Table: 5 Proportion (per 1000) of ailing persons during last 15 days for different age group for short duration ailment:

age-group	PAP(in 1000)								
	Rural			Urban			Rural+Urban		
	Male	Female	Persons	Male	Female	Persons	Male	Female	Persons
(1)	(2)	(3)	(4)	(5)	(6)	(7)	(8)	(9)	(10)
0-4	37	102	66	47	41	44	39	94	63
5-9	47	5	30	-	-	-	38	4	24
10-14	4	55	29	-	99	47	3	62	32
15-19	-	13	5	7	-	3	1	10	4
20-24	9	-	4	34	5	21	15	1	8
25-29	6	5	5	-	24	15	5	9	7
30-34	1	6	4	-	-	-	1	5	3
35-39	1	66	30	22	47	34	5	61	31
40-44	67	54	59	27	2	18	58	48	52
45-49	8	17	10	7	90	43	7	35	16
50-59	21	-	12	54	8	31	28	2	17
60-64	27	81	45	14	81	65	25	81	50
65-69	20	2	9	109	-	81	45	2	21
70+	8	8	8	4	24	15	7	11	10
60+	20	20	20	58	50	54	28	25	27
all	18	30	24	23	27	25	19	29	24

Source: State Sample NSS 71st Round : Report on Health in Tripura, January –June, 2014.

Table: 6 Percentage distributions of aged persons by type of living arrangement for 71st round:

Living arrangement	% distribution of aged persons by type of living arrangement for 71 st round								
	Rural			Urban			Rural +Urban		
	Male	Female	All	Male	Female	All	Male	Female	All
(1)	(2)	(3)	(4)	(5)	(6)	(7)	(8)	(9)	(10)
Living alone	0	0	0	4.3	0.6	2.3	0.9	0.1	0.5
With spouse only	15.0	8.7	11.5	23.2	3.5	12.5	16.7	7.7	11.7

with spouse & other	60.9	7.4	31.0	63.5	21.7	40.9	61.5	10.2	33.0
Living without spouse but with children/other relatives/ non-relatives	24.1	83.8	57.5	8.9	74.3	44.2	20.9	82.0	54.9
all	100	100	100	100	100	100	100	100	100

Source: State Sample NSS 71st Round: Report on Health in Tripura, January –June, 2014.

Table: 7 Comparison of literacy rates (%) for persons in different age-groups for Rural & Urban population:

Age	Literacy rate (%)								
	Rural			Urban			Rural + Urban		
	male	female	person	male	female	person	male	female	person
1	2	3	4	5	6	7	8	9	10
Age 5 & above	93.9	86.0	90.2	98.6	93.7	96.2	94.8	87.7	91.5
Age 7 & above	93.6	85.5	89.8	98.5	93.4	96.0	94.6	87.2	91.1
Age 15 & above	92.0	83.3	87.7	98.3	93.0	95.6	93.4	85.5	89.5
All age (age 0 & above)	85.7	80.6	83.4	91.6	89.2	90.4	86.9	82.4	84.8

Source: State Sample NSS 71st Round: Report on Education in Tripura, January–June, 2014.

Table: 8 Percentage distribution of current enrolment status of persons (aged 5-29 years):

Status	Rural		Urban		Rural + Urban	
	male	female	male	female	male	female
1	2	3	4	5	6	7
Currently not enrolled	14.6	26.2	22.2	31.3	16.0	27.2
Currently enrolled						
attending	65.0	47.0	64.1	52.0	64.9	48.0
not attending	20.4	26.8	13.8	16.8	19.2	24.7
all (incl.n.r.)	100	100	100	100	100	100

Source: State Sample NSS 71st Round: Report on Education in Tripura, January–June, 2014.

Table: 9 Gender Parity Index (GPI) based on GAR and NAR for different levels of attendance:

Level of Education	GPI based on GAR			GPI based on NAR		
	Rural	Urban	Combined	Rural	Urban	Combined
Primary	1.09	0.83	1.04	1.07	0.95	1.05
Upper Primary	0.89	1.2	0.94	1.11	1	1.09
Secondary	1.24	0.57	1.05	1.32	0.82	1.19
Higher Secondary	1.1	0.87	1.1	2.08	1.09	1.52
Above Higher Secondary	0.67	1.08	0.86	0.67	1.08	0.86

Source: State Sample NSS 71st Round: Report on Education in Tripura, January-June, 2014.

Table: 10 Percentage distribution of overnight trips by leading purpose:

Statement 3.3: Percentage distribution of overnight trips by leading purpose			
Leading purpose	Rural	Urban	Rural+Urban
(1)	(2)	(3)	(4)
Completed during last 365 days			
holidaying, leisure & recreation	7.4	14.1	8.9
Health & medical	90.7	85.5	89.4
shopping	1.9	0.4	1.6
All (incl.n.r.)	100	100	100
Completed during last 30 days			
business	0.6	1.9	0.9
social	91.3	89.0	90.9
Religious & pilgrimage	4.3	4.8	4.4
Education & training	0.2	1.9	0.6
others	3.6	1.9	3.3
All (incl.n.r.)	100	100	100

Source: State Sample NSS 72nd Round: Report on Domestic Tourism in Tripura, July 2014-June 2015.

Table: 11 Percentage distribution of overnight visitor-trips by main destination (within State and outside State) for each sector:

Duration	Sector	Within the district	Outside the district but within the State	Within country	All
Completed during last 365 days with leading purposes holidaying, leisure and recreation, health & medical and shopping	Rural	34.0	49.5	16.5	100
	Urban	42.0	20.5	37.6	100
	All (Rural +Urban)	36.0	42.2	21.8	100
Completed during last 30 days with leading purposes business, social, religious & pilgrimage, education & training and others.	Rural	65.7	32.9	1.4	100
	Urban	69.3	28.2	2.5	100
	All (Rural +Urban)	66.3	32.1	1.6	100

Source: State Sample NSS 72nd Round: Report on Domestic Tourism in Tripura, July 2014-June 2015.

Table : 12 Tentative population for 8-districts of Tripura based on Census-2011:

Sl.No.	Name of District	Area in sq.km.	Type	Population				Age group 0-6 child population				
				No. of HH	Population	Male	Female	0-6	Male	Female	Sex	Density
1	West Tripura District	942.55	Rural	77247	329466	168689	160777	38261	19560	18701	953	974
			Urban	146301	588734	297463	291271	54817	28213	26604	979	
			Total	223548	918200	466152	452048	93078	47773	45305	970	
2	Sepahijala District	1044.78	Rural	98407	434341	222461	211880	54449	27956	26493	952	463
			Urban	11963	49346	25368	23978	5333	2731	2602	945	
			Total	110370	483687	247829	235858	59782	30687	29095	952	
3	Khowai District	1005.67	Rural	67407	288006	147524	140482	35077	17836	17241	952	326
			Urban	9977	39558	19877	19681	3582	1821	1761	990	
			Total	77384	327564	167401	160163	38659	19657	19002	957	
4	South Tripura District	1534.20	Rural	94051	391692	200409	191283	51746	26364	25382	954	281
			Urban	10632	39059	19753	19306	3497	1809	1688	977	
			Total	104683	430751	220162	210589	55243	28173	27070	957	
5	Gomati District	1522.80	Rural	81442	357566	182424	175142	47720	24546	23174	960	290
			Urban	21265	83972	43004	40968	8317	4333	3984	953	
			Total	102707	441538	225428	216110	56037	28879	27158	959	
6	North Tripura District	1444.50	Rural	71671	337986	172066	165920	53092	26986	26106	964	289
			Urban	18623	79455	40584	38871	8611	4334	4277	958	
			Total	90294	417441	212650	204791	61703	31320	30383	963	
7	Unakoti District	591.93	Rural	51953	235676	119827	115849	33393	16956	16437	967	467
			Urban	10108	40830	20383	20447	4108	2103	2005	1003	
			Total	62061	276506	140210	136296	37501	19059	18442	972	
8	Dhalai District	2400.00	Rural	74404	337731	173773	163958	51571	26196	25375	944	158
			Urban	10105	40499	20771	19728	4440	2264	2176	950	
			Total	84509	378230	194544	183686	56011	28460	27551	944	
Tripura	10486.43	Rural	616582	2712464	1387173	1325291	365309	186400	178909	955	350	
		Urban	238974	961453	487203	474250	92705	47608	45097	973		
		Total	855556	3673917	1874376	1799541	458014	234008	224006	960		

Source: - Derived data Census-2011, RGI.

Table: 13 Tentative SC & ST population for 8-districts of Tripura based on Census-2011:

Sl.No.	Name of District	Type	Schedule Caste Population			% of SC population	Schedule Tribe Population			% of ST population
			Population	Male	Female		Population	Male	Female	
1	West District	Rural	57516	29390	28126	20.96	149847	75531	74316	19.23
		Urban	134959	68297	66662		26749	12992	13757	
		Total	192475	97687	94788		176596	88523	88073	
2	Sepahijala District	Rural	73328	37836	35492	17.07	118385	59825	58560	24.69
		Urban	9230	4690	4540		1016	557	459	
		Total	82558	42526	40032		119401	60382	59019	
3	Khowai District	Rural	55620	28559	27061	19.25	138104	69544	68560	42.60
		Urban	7442	3751	3691		1433	666	767	
		Total	63062	32310	30752		139537	70210	69327	
4	South District	Rural	57020	29225	27795	15.26	151329	76261	75068	35.45
		Urban	8717	4480	4237		1362	673	689	
		Total	65737	33705	32032		152691	76934	75757	
5	Gomati District	Rural	54443	28110	26333	16.86	184007	92143	91864	42.70
		Urban	19987	10196	9791		4547	2260	2287	
		Total	74430	38306	36124		188554	94403	94151	
6	North Tripura	Rural	45665	23353	22312	14.51	109696	55679	54017	28.05
		Urban	14889	7605	7284		7410	3815	3595	
		Total	60554	30958	29596		117106	59494	57612	
7	Unakoti District	Rural	43862	22172	21690	19.68	60561	30678	29883	22.54
		Urban	10552	5245	5307		1759	944	815	
		Total	54414	27417	26997		62320	31622	30698	
8	Dhalai	Rural	50539	25853	24686	16.31	205637	104247	101390	55.68
		Urban	11149	5608	5541		4971	2512	2459	
		Total	61688	31461	30227		210608	106759	103849	
Tripura		Rural	437993	224498	213495	17.82	1117566	563908	553658	31.76
		Urban	216925	109872	107053		49247	24419	24828	
		Total	654918	334370	320548		1166813	588327	578486	

Source: - Derived data Census-2011, RGI.

Table No : 14 Tentative literate & Illiterate population for 8-districts of Tripura based on Census-2011:

Sl.No.	Name of District	Type	Literates population			% of population			Illerates population		
			Population	Male	Female	Population	Male	Female	Population	Male	Female
1	West District	Rural	253477	136704	116773	87.04	91.67	82.19	75989	31985	44004
		Urban	497919	256719	241200	93.26	95.35	91.13	90815	40744	50071
		Total	751396	393423	357973	91.07	94.04	88.01	166804	72729	94075
2	Sepahijala District	Rural	319152	173770	145382	84.01	89.34	78.42	115189	48691	66498
		Urban	40192	21223	18969	91.32	93.75	88.74	9154	4145	5009
		Total	359344	194993	164351	84.78	89.80	79.49	124343	52836	71507
3	Khowai District	Rural	219350	118708	100642	86.72	91.53	81.66	68656	28816	39840
		Urban	34241	17475	16766	95.18	96.78	85.96	5317	2402	2915
		Total	253591	136183	117408	87.78	92.17	83.17	73973	31218	42755
4	South District	Rural	284456	155334	129122	83.68	89.25	77.83	107236	45075	62161
		Urban	33523	17371	16152	94.27	96.81	91.68	5536	2382	3154
		Total	317979	172705	145274	84.68	89.96	79.16	112772	47457	65315
5	Gomati District	Rural	255453	139885	115568	82.45	88.60	76.05	102113	42539	59574
		Urban	70401	36891	33510	93.06	95.40	90.61	13571	6113	7458
		Total	325854	176776	149078	84.53	89.94	78.90	115684	48652	67032
6	North Tripura	Rural	245871	130763	115108	86.30	90.13	82.33	92115	41303	50812
		Urban	66810	34737	32073	94.31	95.83	92.71	12645	5847	6798
		Total	312681	165500	147181	87.90	91.27	84.39	104760	47150	57610
7	Unakoti District	Rural	173196	92699	80497	85.62	90.11	80.97	62480	27128	35352
		Urban	34525	17447	17078	94.02	95.44	92.60	6305	2936	3369
		Total	207721	110146	97575	86.91	90.92	82.79	68785	30064	38721
8	Dhalai	Rural	241818	133640	108178	84.50	90.56	78.06	95913	40133	55780
		Urban	34399	18003	16396	90.40	97.28	93.41	6100	2768	3332
		Total	276217	151643	124574	85.72	91.31	79.79	102013	42901	59112
	Tripura	Rural	1992773	1081503	911270	84.90	90.07	79.49	719691	305670	414021
		Urban	812010	419866	392144	93.47	95.51	91.38	149443	67337	82106
		Total	2804783	1501369	1303414	87.22	91.53	82.73	869134	373007	496127

Source: Derived data Census-2011, RGI.

Table: 15 Number of percentage of Census houses by different types:

Sl. No.	Houselist Item	India		Tripura					
		Total	% age	Absolute number			Percentage		
				Total	Rural	Urban	Total	Rural	Urban
1	Total number of census houses	330,835,767	100	1,066,863	748,686	318,177	100	100	100
2	Total number of occupied census houses	306,162,799	100	1,024,903	726,303	298,600	100	100	100
<i>Condition of census houses</i>									
3	Total	244,641,582	100	840,105	605,637	234,468	100	100	100
4	Good	130,124,755	53.2	455,986	306,777	149,209	54.3	51	63.6
5	Livable	101,441,740	41.5	341,600	266,252	75,348	40.7	44	32.1
6	Dilapidated	13,075,087	5.3	42,519	32,608	9,911	5.1	5.4	4.2

Source: Census-2011, RGI.

Table:16 Number of percentage of source of water by different types:

Sl. No.	House list Item	India		Tripura					
		Total	% age	Absolute number			Percentage		
				Total	Rural	Urban	Total	Rural	Urban
1	Tap water	107,407,176	43.5	279,789	152,888	126,901	33.2	25.2	54
2	Tap water from treated source	78,873,488	32	171,167	69,003	102,164	20.3	11.4	43.5
3	Tap water from un-treated source	28,533,688	11.6	108,622	83,885	24,737	12.9	13.8	10.5
4	well	27,185,276	11	230,576	215,219	15,357	27.4	35.4	6.5
5	Covered well	3,895,409	1.6	24,343	21,196	3,147	2.9	3.5	1.3
6	Un-covered well	23,289,867	9.4	206,233	194,023	12,210	24.5	31.9	5.2
7	Hand pump	82,599,531	33.5	152,365	102,071	50,294	18.1	16.8	21.4
8	Tubewell / Borehole	20,916,074	8.5	136,980	98,270	38,710	16.3	16.2	16.5
9	Spring	1,314,556	0.5	15,960	15,769	191	1.9	2.6	0.1
10	River / Canal	1,550,549	0.6	15,414	14,954	460	1.8	2.5	0.2
11	Tank / Pond /Lake	2,075,181	0.8	4,075	3,772	303	0.5	0.6	0.1
12	Other sources	3,644,324	1.5	7,622	4,836	2,786	0.9	0.8	1.2

Source: Census-2011, RGI.

Table: 17 Number of household by main source of lighting:

Sl. No.	Household by main source of lighting	India		Tripura					
		Total	% age	Absolute number			Percentage		
		Total	% age	Total	Rural	Urban	Total	Rural	Urban
1	Total number of households	246,692,667	100	842,781	607,779	235,002	100	100	100
2	Electricity	165,897,294	67.2	576,787	361,573	215,214	68.4	59.5	61.6
3	Kerosene	77,545	31.4	245,373	228,953	16,420	29.1	37.7	7
4	Solar	1,086,893	0.4	15,868	13,368	2,500	1.9	2.2	1.1
5	Other oil	505,571	0.2	1,798	1,470	328	0.2	0.2	0.1
6	Any other	493,291	0.2	349	268	81	0	0	0
7	No lighting	1,164,584	0.5	2,606	2,147	459	0.3	0.4	0.2

Source: Census-2011, RGI.

Table: 18 Number of household by type of drainage connectivity for waste water outlet:

Sl. No.	Households by type of drainage connectivity for waste water outlet	India		Tripura					
		Total	% age	Absolute number			Percentage		
		Total	% age	Total	Rural	Urban	Total	Rural	Urban
1	Total number of households	246,692,667	100	842,781	607,779	235,002	100	100	100
2	Closed drainage	44,743,812	18.1	31,000	16,951	17,049	3.7	2.3	7.3
3	Open drainage	81,423,941	33	192,834	84,283	108,551	22.9	13.9	46.2
4	No drainage	120,524,914	18.9	618,947	509,545	109,402	73.4	83.8	46.6
5	Cooking inside house	215,412,336	87.3	763,705	532,946	230,759	90.6	87.7	98.2
1	Total number of households	246,692,667	100	842,781	607,779	235,002	100	100	100
2	Closed drainage	44,743,812	18.1	31,000	16,951	17,049	3.7	2.3	7.3

Source: Census-2011, RGI.

Table: 19 Number of households by fuel used for cooking by type:

Item No.	Households by fuel used for cooking	India		Tripura					
		Total	% age	Absolute number			Percentage		
				Total	Rural	Urban	Total	Rural	Urban
1	Total number of households	246,692,667	100	842,781	607,779	235,002	100	100	100
2	Fire - wood	120,834,388	49	678,178	566,977	111,201	80.5	93.3	47.3
3	Crop residue	21,836,915	8.9	6,573	5,105	1,468	0.8	0.8	0.6
4	Cowdung cake	19,609,328	7.9	1,173	763	410	0.1	0.1	0.2
5	Coal, Lignite, Charcoal	3,577,035	1.4	694	528	166	0.1	0.1	0.1
6	Kerosene	7,164,589	2.9	5,294	1,100	4,194	0.6	0.2	1.8
7	LPG / PNG	70,422,883	28.5	148,637	31,920	119,717	17.6	5.3	49.7
8	Electricity	235,527	0.1	299	223	76	0	0	0
9	Bio-gas	1,018,978	0.4	589	264	325	0.1	0	0.1
10	Any other	1,196,059	0.5	705	559	146	0.1	0.1	0.1
11	No cooking	796,965	0.3	639	340	299	0.1	0.1	0.1

Source: Census-2011, RGI.

Table: 20 Number of households by poses on of different assets:

Sl. No.	Households by poses on of assets	India		Tripura					
		Total	% age	Absolute number			Percentage		
				Total	Rural	Urban	Total	Rural	Urban
1	Total number of households	246,692,667	100	842,781	607,779	235,002	100	100	100
2	Radio/ Transistor	49,018,595	19.9	107,995	80,746	27,249	12.8	13.3	11.6
3	Television	116,493,624	47.2	377,988	205,683	172,305	44.9	33.8	73.3
4	Computer/ Laptop with Internet	7,708,521	3.1	8,612	2,489	6,123	1	0.4	2.6
5	Computer/ Laptop without Internet	15,654,325	6.3	53,344	31,989	21,355	6.3	5.3	9.1
6	Telephone	155,880,849	63.2	405,115	233,957	171,158	48.1	38.5	72.8
7	Telephone/Mobile Phone-Landline only	9,919,641	4	17,491	9,979	7,512	2.1	1.6	3.2
8	Telephone/ Mobile Phone-Mobile only	131,202,021	53.2	360,143	214,022	146,121	42.7	35.2	62.2
9	Telephone/ Mobile Phone-Both	14,759,187	6	27,481	9,956	17,525	3.3	1.6	7.5
10	Bicycle	110,567,433	44.8	331,560	223,872	107,688	39.3	36.8	45.8
11	Scooter/ Motorcycle / Moped	51,862,242	21	69,463	28,451	41,012	8.2	4.7	17.5
12	Car/ Jeep/ Van	11,473,587	4.7	18,443	78,939	10,604	2.2	1.3	4.5
13	None of the specified assets	43,950,672	17.8	234,638	209,711	24,927	27.8	34.5	10.6

Source: Census-2011, RGI.

Table: 21 District-wise percentage distribution of Establishments & Employment by location is given below:

(6th Economic Census, 2013)

Sl. No.	Districts	Establishments			Employment		
		Rural	Urban	Combined	Rural	Urban	Combined
(1)	(2)	(3)	(4)	(5)	(6)	(7)	(8)
1.	West Tripura	54,703	58,947	1,13,650	90,984	1,14,851	2,05,835
		(37.65%)	(64.44%)	(48.00%)	(38.98%)	(67.33%)	(50.94%)
2.	South Tripura	46,195	14,960	61,155	71,225	24,965	96,190
		(31.79%)	(16.35%)	(25.83%)	(30.51%)	(14.64%)	(23.81%)
3.	Dhalai	16,251	4,256	20,507	26,819	6,796	33,615
		(11.19%)	(4.65%)	(8.66%)	(11.49%)	(3.98%)	(8.32%)
4.	North Tripura	28,146	13,315	41,461	44,408	23,976	68,384
		(19.37%)	(14.56%)	(17.51%)	(19.02%)	(14.05%)	(16.93%)
All Tripura		1,45,295	91,478	2,36,773	2,33,436	1,70,588	4,04,024
		(100%)	(100%)	(100%)	(100%)	(100%)	(100%)

Source: DES-Tripura.

Table: 22 District-wise total number of establishments by their location is shown below:

(6th Economic Census, 2013)

Sl. No.	Districts	OAE	% age	EST	% age	Total	% age
(1)	(2)	(3)	(4)	(5)	(6)	(7)	(8)
1.	West Tripura	87,913	46.91	25,737	52.14	1,13,650	48.00
2.	South Tripura	49,789	26.57	11,366	23.02	61,155	25.83
3.	Dhalai	16,582	8.85	3,925	7.95	20,507	8.66
4.	North Tripura	33,124	17.67	8,337	16.89	41,461	17.51
All Tripura		1,87,408	100	49,365	100	2,36,773	100

Source: DES-Tripura.

Table: 23 District wise concentration of agricultural and non-agricultural establishments by major activity groups are presented.

(6th Economic Census, 2013)

Sl. No.	Major Activity	Establishments				
		West	South	North	Dhalai	Total
1	Agriculture other than crop production & plantation	218	332	35	107	692
2	Livestock	4,951	6,157	1,638	1,820	14,566
3	Forestry and Logging	1,004	541	202	374	2,121
4	Fishing and aquaculture	875	581	565	397	2,418
5	All agricultural activities	7,048	7,611	2,440	2,698	19,797
6	Mining and Quarrying	13	14	4	20	51
7	Manufacturing	17,001	10,509	3,239	6,298	37,047
8	Electricity, Gas steam & Air Conditioning Supply	185	124	30	102	441
9	Water supply; Sewerage, waste management and remediation activities	202	131	72	145	550
10	Construction	2,747	1,271	379	1,096	5,493
11	Whole sale and retail trade; repair of motor vehicles and motor cycles	1,712	698	197	668	3,275
12	Whole sale trade, except of motor vehicles and motorcycles	2,182	736	126	563	3,607
13	Retail trade, except of motor vehicles and motorcycles	46,035	21,041	7,411	14,747	89,234
14	Transportation and Storage	9,027	3,599	1,125	3,476	17,227
15	Accommodation and Food service activities	6,138	3,431	1,064	2,281	12,914
16	Information and Communication	478	245	95	197	1,015
17	Financial and insurance activities	932	464	77	377	1,850
18	Real Estate Activities	538	222	128	298	1,186
19	Professional, Scientific and Technical Activities	1,171	547	158	579	2,455
20	Administrative and Support Service Activities	825	355	78	260	1,518
21	Education	7,414	4,923	1,968	3,372	17,677
22	Human health and social work activities	1,155	572	228	497	2,452
23	Arts, entertainment, sports, amusement & recreation	374	170	26	125	695
24	Other service activities not else where classified	8,473	4,492	1,662	3,662	18,289
25	All Non-agricultural activities	1,06,602	53,544	18,067	38,763	2,16,976
	All agricultural & non-agricultural activities	1,13,650	61,155	20,507	41,461	2,36,773

Source: DES-Tripura

Table: 24 District wise concentration of agricultural and non-agricultural employments by major activity groups are presented:

(6th Economic Census, 2013)

Sl. No.	Major Activity	Establishments				
		West	South	North	Dhalai	Total
1	Agriculture other than crop production & plantation	325	449	42	141	957
2	Livestock	7,080	8,667	2,454	2,624	20,825
3	Forestry and Logging	1,118	675	244	455	2,492
4	Fishing and aquaculture	1,342	818	822	609	3,591
5	All agricultural activities	9,865	10,609	3,562	3,829	27,865
6	Mining and Quarrying	1,038	21	7	23	1,089
7	Manufacturing	33,679	16,241	5,274	10,813	66,007
8	Electricity, Gas steam & Air Conditioning Supply	1,925	666	261	623	3,475
9	Water supply; Sewerage, waste management and remediation activities	400	187	114	249	950
10	Construction	5,005	2,129	499	1,486	9,119
11	Whole sale and retail trade; repair of motor vehicles and motor cycles	3,903	1,251	301	1,293	6,748
12	Whole sale trade, except of motor vehicles and motorcycles	4,593	1,285	241	1,103	7,222
13	Retail trade, except of motor vehicles and motorcycles	59,462	24,445	8,414	18,221	1,10,542
14	Transportation and Storage	11,925	4,709	1,411	4,368	22,413
15	Accommodation and Food service activities	9,952	4,693	1,683	3,530	19,858
16	Information and Communication	1,109	405	154	390	2,058
17	Financial and insurance activities	3,658	1,162	319	991	6,130
18	Real Estate Activities	663	255	161	313	1,392
19	Professional, Scientific and Technical Activities	2,065	875	234	864	4,038
20	Administrative and Support Service Activities	1,833	492	98	342	2,765
21	Education	35,930	18,296	7,859	12,665	74,750
22	Human health and social work activities	5,623	2,061	776	1,851	10,311
23	Arts, entertainment, sports, amusement & recreation	747	264	59	222	1,292
24	Other service activities not else where classified	12,460	6,144	2,188	5,208	26,000
25	All Non-agricultural activities	1,95,970	85,581	30,053	64,555	3,76,159
	All agricultural & non-agricultural activities	2,05,835	96,190	33,615	68,384	4,04,024

Source: DES-Tripura

Table: 25 District-wise number of establishments & employments:

(6th Economic Census, 2013)

Sl. No.	Districts	OAE	Establishments		OAE	Employment	
			Estt. with hired workers	Total		Estt. With hired workers	Total
(1)	(2)	(3)	(4)	(5)	(6)	(7)	(8)
1.	West Tripura	87,913	25,737	1,13,650	99,620	1,06,215	2,05,835
2.	South Tripura	49,789	11,366	61,155	57,074	39,116	96,190
3.	North Tripura	16,582	3,925	20,507	19,685	13,930	33,615
4.	Dhalai	33,124	8,337	41,461	38,791	29,593	68,384
	All Tripura	1,87,408	49,365	2,36,773	2,15,170	1,88,854	4,04,024

Source: DES-Tripura.

Note : (i) OAE : Own Account Establishment, Estt. : Establishments

(ii) Percentage total may not tally with the all India due to rounding off.

Table: 26 District-wise handloom/handicrafts establishments & employments by sector in Tripura:

(6th Economic Census, 2013)

Sl. No.	Districts	Establishments			Employment		
		Rural	Urban	Combined	Rural	Urban	Combined
(1)	(2)	(3)	(4)	(5)	(6)	(7)	(8)
1	West Tripura	2,728	2,835	5,563	4,521	5,302	9,823
2	South Tripura	2,105	705	2,810	3,021	1,212	4,233
3	Dhalai	394	141	535	621	252	873
4	North Tripura	1,377	640	2,017	2,043	1,228	3,271
	All Tripura	6,604	4,321	10,925	10,206	7,994	18,200

Source: DES-Tripura.