

CHAPTER – 2A

FARMER SUICIDES IN INDIA

Introduction

India is an agrarian country with around 48.9%* of its people depending directly or indirectly upon agriculture. Nowadays the problem of farmers' suicides is one of the vital concerns that need to be addressed by the Government. Considering the paramount importance of this issue, the NCRB, for the first time, has collected detailed data on farmers' suicides.

Farmers include those who own and work on field (viz. cultivators) as well as those who employ/hire workers for field work/farming activities. It excludes agricultural labourers.

A total of 5,650 farmers have committed suicides during 2014, accounting for 4.3% of total suicides victims in the country [Table-2A(A)].

Table – 2A(A)

Incidence of Farmers' Suicides and Percentage Share to Total Suicides During 2014

Total number of Farmers' Suicides	Total number of Suicides	Percentage Share of Farmers' Suicides to Total Suicides [(Col.1/Col. 2)x100]
(1)	(2)	(3)
5,650	1,31,666	4.3

A total of 5,178 male farmers and 472 female farmers have committed suicides, accounting for 91.6% and 8.4% of total farmers' suicides. 31.1%, 29.2% 14.1% and 11.0% of female farmers' suicides, were reported in Telangana (147 out of 472 suicides), Madhya Pradesh (138 suicides), Maharashtra (70 suicides) and Chhattisgarh (52 suicides) respectively.

The State/UT and City wise information on the incidents of farmers' suicides during the year are presented in **Table-2.7**. A total of 2,568 farmers' suicides were reported in Maharashtra followed by 898 such suicides in Telangana and 826 suicides in Madhya Pradesh, accounting for 45.5%, 15.9% and 14.6% respectively of total farmer suicides during 2014. Chhattisgarh (443 suicides) and Karnataka (321 suicides) accounted for 7.8% and 5.7% respectively of the total farmer

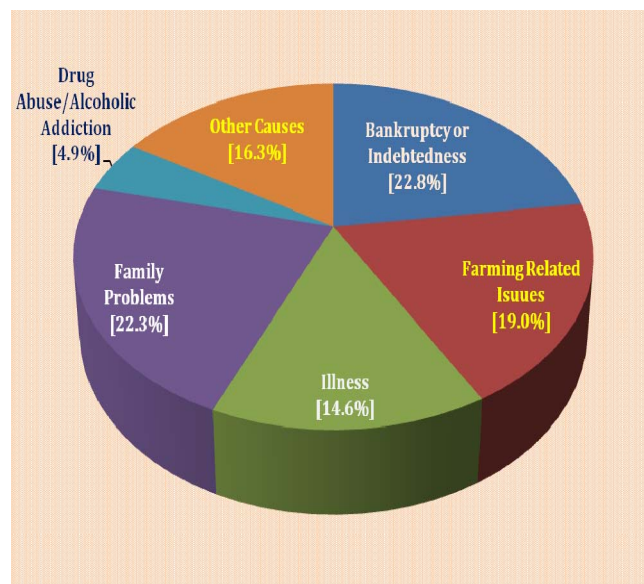
suicides reported in the country. These 5 States together accounted for 89.5% of the total farmer suicides (5,056 out of 5,650) reported in the country during 2014.

Causes of Farmer Suicides

'Bankruptcy or Indebtedness' and 'Family Problems' are major causes of suicides, accounting for 20.6% and 20.1% respectively of total farmers' suicides during 2014. The other prominent causes of farmers' suicides were 'Failure of Crop' (16.8%), 'Illness' (13.2%) and 'Drug Abuse/Alcoholic Addiction' (4.9%) [Table-2A.1]

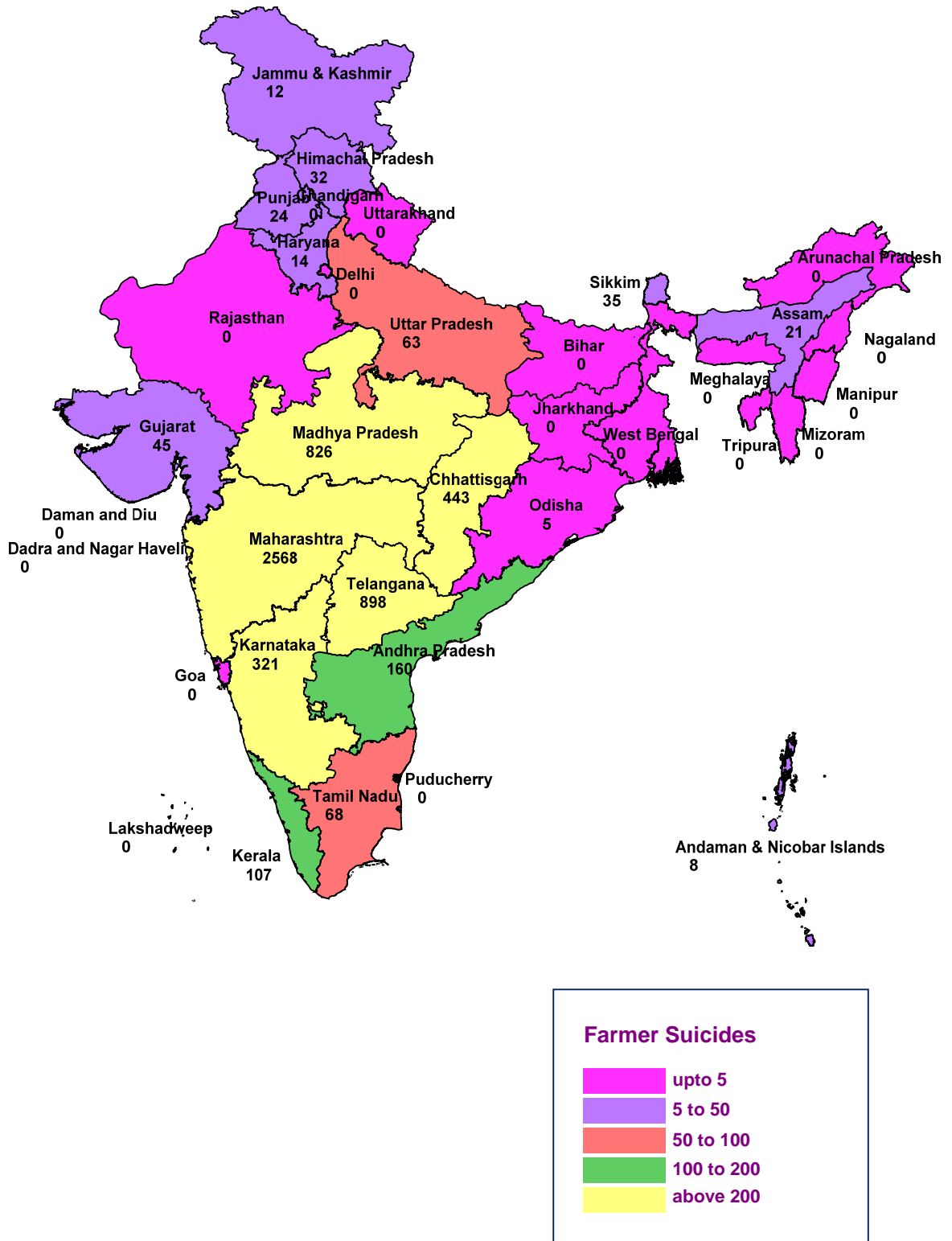
During 2014, major causes of suicides among male farmers were 'Bankruptcy or Indebtedness' and 'Family Problems', which accounted for 21.5% and 20.0% respectively of total male farmers' suicides. Whereas, in female farmers' suicides, 'Farming Related Issues' followed by 'Family Problems', 'Marriage Related Issues' and 'Bankruptcy or Indebtedness' were major causes of suicides, accounting for 21.4% (101 out of 472 suicides), 20.6% (97 suicides), 12.3% (58 suicides) and 10.8% (51 suicides) respectively during 2014.

Figure – 2A.1
Percentage Share of Major Causes of Farmers' Suicides during 2014



* Source: Economic Survey 2014-15

STATE/UT WISE FARMERS' SUICIDES DURING 2014



State, UT and City-wise details on various causes of farmers' suicides is presented in **Table-2A.2**. 33.4% suicides in Maharashtra and 23.2% in Telangana were due to 'Bankruptcy or Indebtedness'. 87.5% of farmers' suicides due to 'Failure of Crop' were reported in Himachal Pradesh. 4.7% farmers in Himachal Pradesh, 4.1% farmers in Jharkhand and 2.7% farmers each in Bihar, Odisha and Uttar Pradesh have committed suicides due to 'Suspected/Illicit Relation'. 6.5% suicides by farmers in Sikkim followed by 2.3% in Himachal Pradesh and 2.0% in Puducherry were due to 'Cancellation/Non Settlement of Marriage'.

A total of 765 and 146 farmers in Maharashtra and Telangana have committed suicides due to 'Bankruptcy or Indebtedness caused by Crop Loan' during 2014. 73.2%(857 out of 1,163) and 59.1%(671 out of 1,135) farmers' suicides due to 'Bankruptcy or Indebtedness' and 'Family Problems' respectively were reported in Maharashtra alone during 2014.

Land Holding Status of Farmers who have committed Suicides

As per land holding status, farmers have been classified in four categories namely 'Marginal Farmers' (having less than 1 hectare of land), 'Small Farmers' (having 1 hectare to below 2 hectare of land), 'Medium Farmers' (having 2 hectare to below 10 hectare of land) and 'Large Farmers' (having more than 10 hectare of land). This classification is meant for statistical purpose only.

The land holding status of farmers who have committed suicides is presented in **Table-2A.3**.

Land holding status of farmers who committed suicide revealed that 44.5% and 27.9% of victims were small farmers and marginal farmers respectively, they together accounted for 72.4% (4,095 out of 5,650) total farmer suicides.

53.1% and 14.5% of small farmers who committed suicides were reported in Maharashtra (1,135 out of 2,516) and Telangana (366 out of 2,516) respectively during 2014.

Among marginal farmers, 39.7% and 25.5% respectively of farmers' suicides were reported in Maharashtra (627 out of 1,579) and Madhya Pradesh (403 out of 1,579). However, 47.3% of well off farmers (large farmers) who have committed suicides were also reported in Maharashtra during 2014.

Age group wise and sex wise data is presented below at **Table-2A(B)**. Majority of victims belong to 30 years & above - below 60 years of age group accounting for 65.7% of total farmers' suicides during 2014.

Table – 2A(B)
Incidence of Age Group wise Farmers' Suicides during 2014

Sex / Age	Below 18 years	18 yrs to Below 30 years	30 yrs to Below 60 years	60 years & Above	Total
Male	35	1,131	3,480	532	5,178
Female	24	169	232	47	472
Transgender	0	0	0	0	0
Total	59	1,300	3712	579	5,650
% Share	1.0%	23.0%	65.7%	10.2%	100%

A total of 59 farmers (below 18 years of age) have committed suicides during 2014. 10.2% of farmers who have committed suicides were senior citizens (60 years & above). Cause and age group wise distribution of farmers' suicides is presented in **Table-2A(C)**.

Figure – 2A.2
Percentage Share of Farmers' Suicides by Land Holding Status during 2014

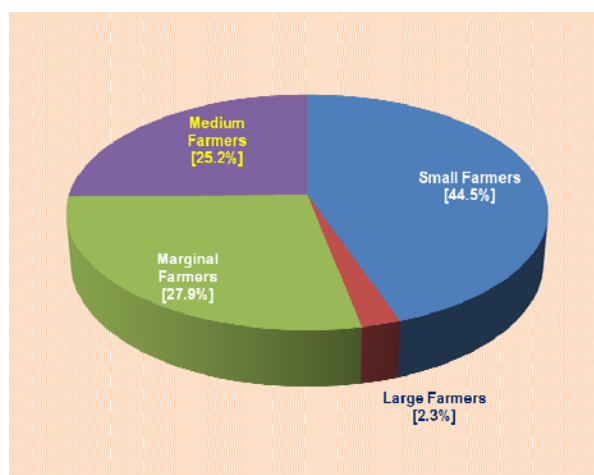


Table – 2A(C)
Age and Gender wise distribution of Farmers' Suicides during 2014 (Cause wise)

Sl. No.	Cause	below 14 years				14 and above – below 18 years				18 and above – below 30 years			
		Male	Female	Trans gender	Total	Male	Female	Trans gender	Total	Male	Female	Trans gender	Total
(1)	(2)	(3)	(4)	(5)	(6)	(7)	(8)	(9)	(10)	(11)	(12)	(13)	(14)
1	Poverty	0	0	0	0	0	0	0	0	22	2	0	24
2	Property Dispute	0	0	0	0	0	0	0	0	13	0	0	13
3	Marriage Related Issues	0	0	0	0	0	2	0	2	36	41	0	77
	3.1 Non Settlement of Marriage	0	0	0	0	0	0	0	0	11	10	0	21
	3.2 Dowry Related Issues	0	0	0	0	0	1	0	1	1	30	0	31
	3.3 Extra Marital affairs	0	0	0	0	0	0	0	0	4	0	0	4
	3.4 Divorce	0	0	0	0	0	0	0	0	1	0	0	1
	3.5 Others	0	0	0	0	0	1	0	1	19	1	0	20
4	Family Problems	1	0	0	1	5	0	0	5	300	39	0	339
5	Farming Related Issues	0	0	0	0	16	10	0	26	191	33	0	224
	5.1 Failure of Crop	0	0	0	0	16	10	0	26	191	33	0	224
	5.2 Due to Natural Calamities	0	0	0	0	12	10	0	22	96	13	0	109
	5.3 Due To Other Reasons	0	0	0	0	4	0	0	4	95	20	0	115
	5.4 Inability to Sell	0	0	0	0	0	0	0	0	0	0	0	0
6	Illness	0	0	0	0	3	1	0	4	127	13	0	140
	AIDS/STD	0	0	0	0	0	0	0	0	0	0	0	0
	6.1 Cancer	0	0	0	0	0	0	0	0	1	0	0	1
	6.2 Paralysis	0	0	0	0	0	0	0	0	0	0	0	0
	6.3 Insanity/Mental Illness	0	0	0	0	1	0	0	1	37	4	0	41
	6.4 Other Prolonged Illness	0	0	0	0	2	1	0	3	89	9	0	98
7	Drug Abuse/Alcoholic Addiction	0	0	0	0	1	0	0	1	42	0	0	42
8	Fall in social reputation	0	0	0	0	0	0	0	0	2	0	0	2
9	Bankruptcy or Indebtedness	0	0	0	0	2	0	0	2	166	2	0	168
	9.1 Due to Crop Loan	0	0	0	0	0	0	0	0	135	2	0	137
	9.2 Due to Farm equipment's' Loan (Tractor, Pump-set, etc.)	0	0	0	0	2	0	0	2	0	0	0	0
	9.3 Due to Non Agricultural Loan	0	0	0	0	0	0	0	0	31	0	0	31
10	Causes Not Known	0	0	0	0	2	0	0	2	50	15	0	65
11	Other Causes	0	2	0	2	5	9	0	14	182	24	0	206
12	Total	1	2	0	3	34	22	0	56	1131	169	0	1300

Table - 2A(C) (Contd...)

Sl. No.	Cause	30 and above – below 45 years				45 and above – below 60 years				60 years & above			
		Male	Female	Trans gender	Total	Male	Female	Trans gender	Total	Male	Female	Trans gender	Total
(1)	(2)	(3)	(4)	(5)	(6)	(7)	(8)	(9)	(10)	(11)	(12)	(13)	(14)
1	Poverty	71	4	0	75	36	3	0	39	11	0	0	11
2	Property Dispute	23	0	0	23	14	0	0	14	2	0	0	2
3	Marriage Related Issues	17	12	0	29	8	1	0	9	2	2	0	4
	3.1 Non Settlement of Marriage	3	0	0	3	1	0	0	1	0	0	0	0
	3.2 Dowry Related Issues	0	9	0	9	1	0	0	1	0	0	0	0
	3.3 Extra Marital affairs	0	0	0	0	1	0	0	1	0	0	0	0
	3.4 Divorce	3	1	0	4	0	0	0	0	0	2	0	2
	3.5 Others	11	2	0	13	5	1	0	6	2	0	0	2
4	Family Problems	394	37	0	431	233	10	0	243	105	11	0	116
5	Farming Related Issues	330	36	0	366	270	15	0	285	61	7	0	68
	5.1 Failure of Crop	314	36	0	350	270	15	0	285	60	7	0	67
	5.2 Due to Natural Calamities	157	14	0	171	148	4	0	152	36	1	0	37
	5.3 Due To Other Reasons	157	22	0	179	122	11	0	133	24	6	0	30
	5.4 Inability to Sell	16	0	0	16	0	0	0	0	1	0	0	1
6	Illness	225	26	0	251	193	13	0	206	134	10	0	144
	AIDS/STD	4	0	0	4	1	0	0	1	0	0	0	0
	6.1 Cancer	0	0	0	0	2	0	0	2	3	0	0	3
	6.2 Paralysis	1	0	0	1	1	0	0	1	0	0	0	0
	6.3 Insanity/Mental Illness	61	7	0	68	54	5	0	59	13	3	0	16
	6.4 Other Prolonged Illness	159	19	0	178	135	8	0	143	118	7	0	125
7	Drug Abuse/Alcoholic Addiction	102	0	0	102	85	0	0	85	20	0	0	20
8	Fall in social reputation	3	1	0	4	1	0	0	1	0	0	0	0
9	Bankruptcy or Indebtedness	479	21	0	500	333	15	0	348	132	13	0	145
	9.1 Due to Crop Loan	396	19	0	415	271	15	0	286	114	13	0	127
	9.2 Due to Farm equipment's' Loan (Tractor, Pump-set, etc.)	7	1	0	8	9	0	0	9	3	0	0	3
	9.3 Due to Non Agricultural Loan	76	1	0	77	53	0	0	53	15	0	0	15
10	Causes Not Known	98	4	0	102	46	4	0	50	12	0	0	12
11	Other Causes	285	23	0	308	234	7	0	241	53	4	0	57
12	Total	2027	164	0	2191	1453	68	0	1521	532	47	0	579

Table - 2A(C)
Age and Gender wise distribution of Farmers' Suicides during 2014 (Cause wise)
(Concluded)

Sl. No.	Cause	Total			Total
		Male	Female	Transgender	
(1)	(2)	(3)	(4)	(5)	(6)
1	Poverty	140	9	0	149
2	Property Dispute	52	0	0	52
3	Marriage Related Issues	63	58	0	121
	3.1 Non Settlement of Marriage	15	10	0	25
	3.2 Dowry Related Issues	2	40	0	42
	3.3 Extra Marital affairs	5	0	0	5
	3.4 Divorce	4	3	0	7
	3.5 Others	37	5	0	42
4	Family Problems	1038	97	0	1135
5	Farming Related Issues	868	101	0	969
	5.1 Failure of Crop	851	101	0	952
	5.2 Due to Natural Calamities	449	42	0	491
	5.3 Due To Other Reasons	402	59	0	461
	5.4 Inability to Sell	17	0	0	17
6	Illness	682	63	0	745
	AIDS/STD	5	0	0	5
	6.1 Cancer	6	0	0	6
	6.2 Paralysis	2	0	0	2
	6.3 Insanity/Mental Illness	166	19	0	185
	6.4 Other Prolonged Illness	503	44	0	547
7	Drug Abuse/Alcoholic Addiction	250	0	0	250
8	Fall in Social Reputation	6	1	0	7
9	Bankruptcy or Indebtedness	1112	51	0	1163
	9.1 Due to Crop Loan	916	49	0	965
	9.2 Due to Farm equipment's' Loan (Tractor, Pump-set, etc.)	21	1	0	22
	9.3 Due to Non Agricultural Loan	175	1	0	176
10	Causes Not Known	208	23	0	231
11	Other Causes	759	69	0	828
12	Total	5178	472	0	5650

Note: Family Problems excludes Marriage Related Issues.