



NCAER releases findings of
Round 2 of the Delhi NCR
Coronavirus Telephone Survey
conducted by its National Data Innovation Centre

New Delhi (Friday, May 1, 2020): **The National Council of Applied Economic Research, NCAER**, is releasing the results of Round 2 of its **Delhi National Capital Region Coronavirus Telephone Survey (DCVTS-2)** today. NCAER's National Data Innovation Centre has carried out Round 1 and Round 2 of this rapid response telephonic surveys in the Delhi NCR region in April to assess:

- people's knowledge of the Coronavirus
- people's attitudes and perceptions towards the risk of a Coronavirus infection
- people's knowledge of preventive and control measures, especially social distancing, and the feasibility of adhering to them
- the impact of the Coronavirus pandemic on people's livelihoods, income, social life, and access to essential items

Round 1 of the Delhi NCR Coronavirus Telephone Survey (DCVTS-1), conducted between April 3 and 6 interviewed 1,756 adults, each sharing the experience of their household. Round 2 of the DCVTS (DCVTS-2), conducted between April 23 and 26, interviewed 1,885 adults from a different set of households selected randomly from the same urban blocks and villages of Delhi NCR that were sampled in Round 1. Round 1 and Round 2 of DCVTS were conducted each about a week prior to the announced end of each lockout period to generate evidence to support the crucial decisions policymakers are faced with.

Policymakers at the Centre and in the States are grappling with many questions in making difficult decisions between continuing to suppress the virus and restarting economic life. There are dangers on both sides: open too soon and a second-round pandemic could be more costly, open too late and rebuilding the economy will be more costly.

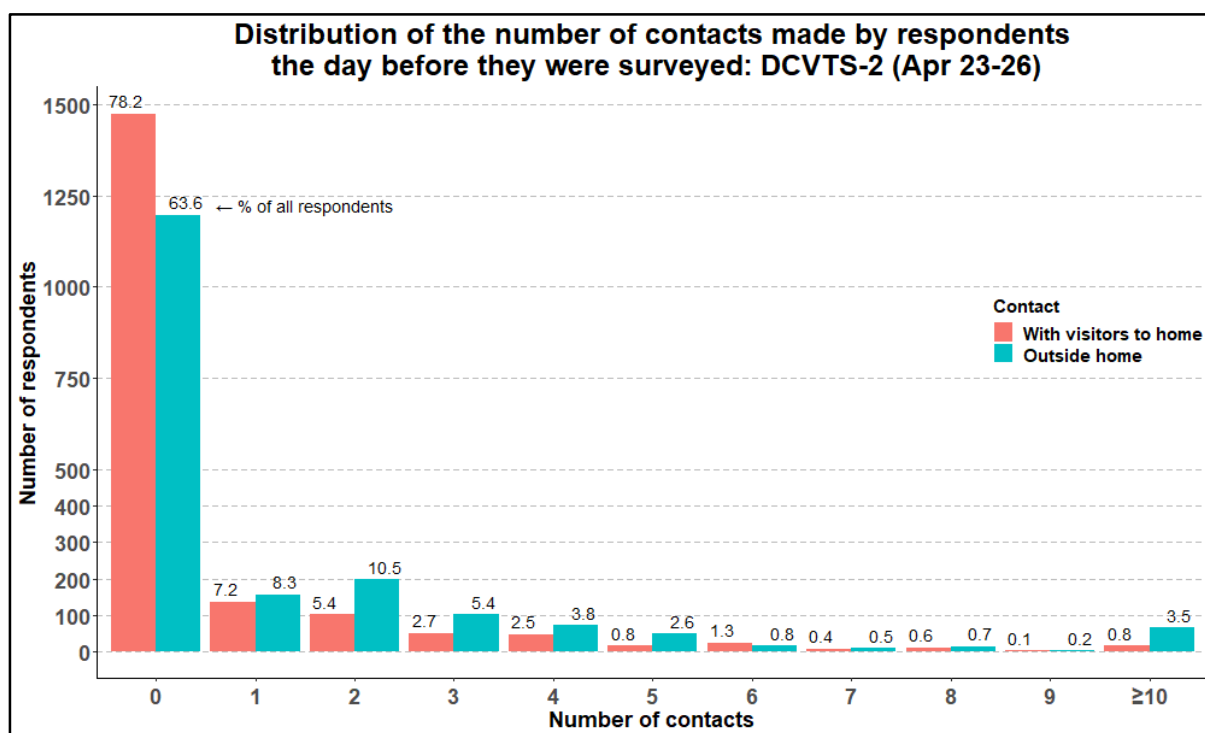
After more than a month into India's lockdown, how are Indian households coping? How has their attitude towards extending the lockdown changed as economic and social hardships deepen for many with every passing lockdown day? How has social distancing changed, if at all? What activities will households resume, or not resume, once the lockdown is lifted? What has been the financial, domestic, and logistical impact of the lockdown and of heightened health fears on households? How differently have farmers, businesses, salaried workers, and daily-wage workers felt these impacts? Have the government welfare measures, specifically designed to provide relief during the lockdown, reached to the households, particularly those who are most in need of it?. How has perception of the risk of infection changed since early April? Round 2 of the DCVTS answers some of these questions.

Key findings of the DCVTS-2 and implications

People in the Delhi NCR continue to practice **social distancing** and support the lockdown even at considerable personal cost a month into the lockdown. A larger proportion of respondents (64 per cent) in DCVTS-2 as compared to DCVTS-1 (53.5 percent) reported meeting no one outside the home the day before the survey. At the other end, a small proportion of respondents (4 per cent) had 10 or more contacts outside the house. Of these people, most had contacts related to their work: examples include police, shop owners, and persons associated with hospitals and clinics. More contacts occurred at public places such as *kirana* shops, markets, mandis, and PDS shops. Figure 1 shows the number of contacts with visitors to the home and with contacts outside the home during the previous day.

Most significantly, when asked what activities they would resume immediately if the lockdown were to be lifted after 3rd May, more than a third of respondents said they would in effect continue social distancing. Some 37 per cent of respondents said that they would not resume activities such as going to their work place, educational institutions, a bank, ATM or post office, a market, religious places, health facilities, visiting family and friends, or attending social functions.

Figure 1: Social distancing as practised by respondents in Delhi NCR in the 24 hours before being surveyed: DCVTS-2, April 23-26, 2020

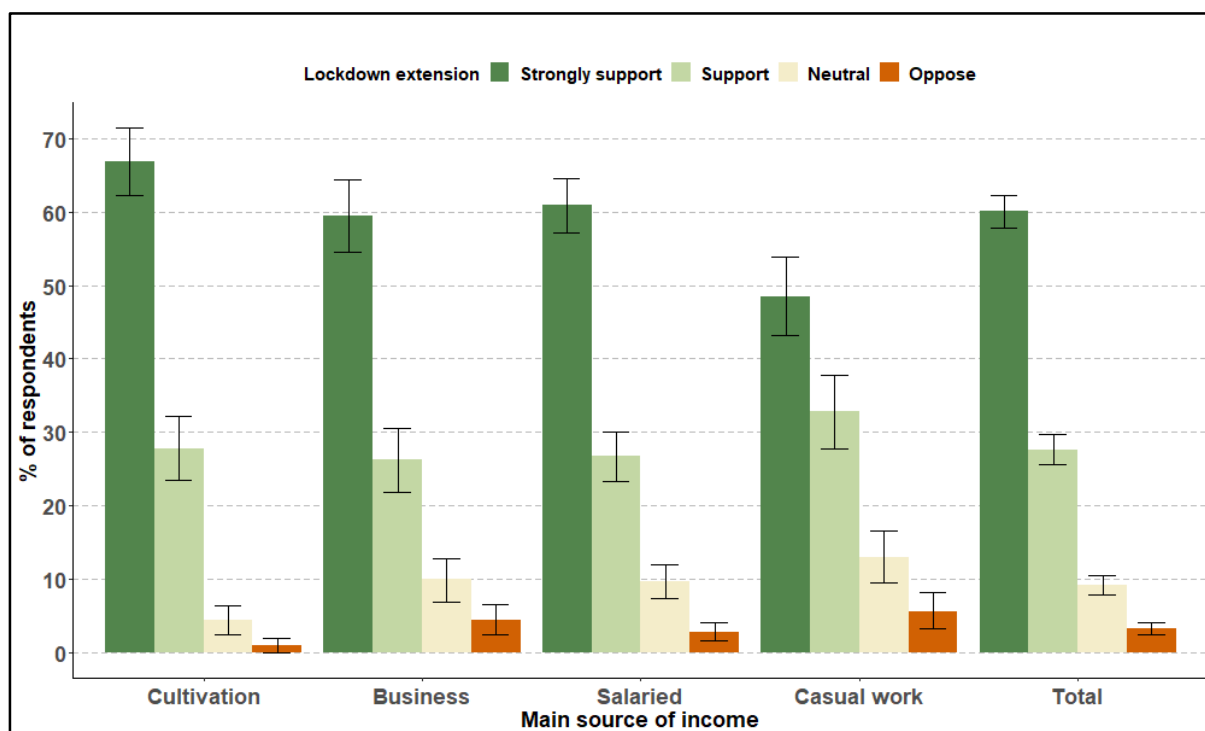


Source: Round 2 of the NCAER Delhi NCR Coronavirus Telephone Survey (DCVTS-2).

In both DCVTS Rounds each conducted a week or so before the announced end of the lockdown, respondents were asked whether they would **support continuing the lockdown** for an additional two weeks. Quite remarkably, support for continuing the lockdown was about the same in Round 2. In Round 2 (April 23-26), about 88 per cent of respondents expressed some degree of support for continuing the lockdown for an additional two weeks, compared to 86 percent in Round 1 (April 3-6). In Round 1, 62 per cent strongly supported the continuation of the lockdown and 24 per cent expressed some support. Later in April in Round 2, 60 per cent strongly supported continuation of the 40-day lockdown and 28 per cent supported it somewhat.

Not surprisingly, the support for continuing the lockdown varied a lot by the household's main source of livelihood (Figure 2). Those citing cultivation (67 per cent) and salaried work (61 per cent) as their main source of income supported extending the lockdown much more than households citing casual wage work (48 per cent). Of respondents from casual-wage-work households, 63 per cent said that they would resume work immediately if the lockdown is lifted after 3rd May, as compared to the much lower estimate of 55 per cent for all respondents.

Figure 2: Differences in the support for extending the lockdown for another two weeks after May 3
DCVTS-2, April 23-26, 2020



Source: Round 2 of the NCAER Delhi NCR Coronavirus Telephone Survey (DCVTS-2).

On the impact of the lockdown on **the livelihoods of people**, the vast majority (82 per cent) of the DCVTS-2 respondents reported some level of reduction in their income or wages in the two weeks before the Survey with the reduction being the highest for casual wage workers and businesses, similar to the findings of DCVTS-1. While an estimated 72 per cent of casual workers reported that their income and wages had suffered “very much”, the corresponding figures were lower for regular salaried workers (41 per cent) and farmers (34 per cent). Unlike daily wage workers and people involved in business, reduction in income may not be apparent for salaried workers in the middle of the month. So, for salaried workers, we asked whether they had received their March salary during the lockdown or not. An estimated 62 per cent of salaried workers reported receiving their full salary, while the remaining 38 per cent either did not receive any salary, received a partial salary, or lost their job during the lockdown. These estimates show that even among salaried workers, more than a third suffered some loss. Figure 3 shows the impact of the lockdown on people with different livelihoods.

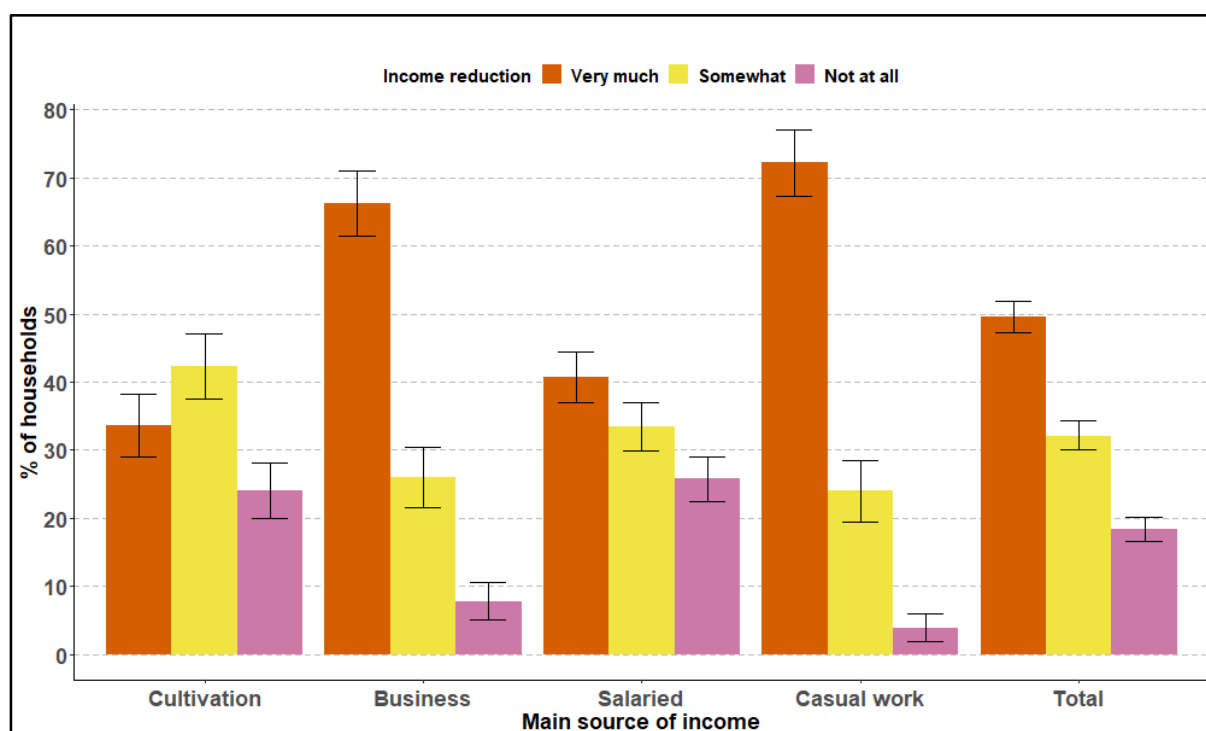
Alongside the loss in income and wages, the DCVTS-2 also asked about **government relief measures**. About 47 per cent of DCVTS-2 households received extra rations (grains and pulses) in the month prior to the survey, with significant rural (52 per cent) and urban (42 per cent) differences. About 29 per cent households

received additional cash transfers from the government during the lockdown. But the amount of the additional cash transfer was modest. In the month prior to the survey, the median amount rural households received was Rs. 1,000 and urban households Rs. 500. While an estimated 66 per cent of rural households received either additional rations or additional cash, this was much lower at 48 per cent for urban households. Just about a fifth of households (19 per cent) received both additional rations and cash benefits, with large differences between rural households (25 per cent) and urban households (12 per cent). The much lower numbers for urban households receiving relief may be a cause for concern since the Coronavirus impact is likely to be greater in urban areas as evidenced by their being classified as high infection “red zones”.

Households with casual wage work as the main source of income are most affected by the lockdown and most in need of relief. Targeting such relief appears to be working since the percentage of such households receiving government relief are much higher than the average for all households: 68 per cent received additional ration as compared to 47 per cent for all households, 41 per cent additional cash (29 per cent) and 32 per cent (19 per cent) received both form of benefits. However, 30 per cent of casual workers reported that they did not receive additional rations in spite of their need for it. Continuing and enhancing these safety net measures will be necessary if the lockdown is to continue in some form or the other.

Figure 3: Reduction in income or wages in last two weeks across households with different sources of income

DCVTS-2, April 23-26, 2020



Source: Round 2 of the NCAER Delhi NCR Coronavirus Telephone Survey (DCVTS-2).

The DCVTS-2 analysed **people’s perception** about the risk of their getting infected by the Coronavirus. In Round 2, we found that 76.2 per cent of respondents did not perceive any chance of their or their household members getting infected. This is a significant drop in the perceived risk of being infected in late April in DCVTS-2 compared to the same estimate (65 per cent) in early April in DCVTS-1.

There may be many causes of this drop, including more social distancing and the complacency brought about by not being infected.

NCAER will host a webinar on **May 1, 2020 at 6:30 pm IST** to discuss the results of Round 2 of the NCAER Delhi NCR Coronavirus Telephone Survey. [Register here to watch.](#)
After registering, you will receive a confirmation email with details about joining the webinar. During the webinar, you can submit your questions using the Q&A box on your screen. You can also submit questions in advance by emailing events@ncaer.org or on Twitter [@ncaer](https://twitter.com/ncaer) using [#NCAERTeleSurvey](https://twitter.com/ncaer).

About NCAER | The National Council of Applied Economic Research

Established in 1956, NCAER is India's oldest and largest independent, non-profit, economic policy research institute. NCAER's work cuts across many sectors, including growth, macro, trade, infrastructure, logistics, labour, urban, agriculture and rural development, human development, poverty, and consumers. The focus of NCAER's work is on generating and analysing empirical evidence to support and inform policy choices. It is also one of a handful of think tanks globally that combine rigorous analysis and policy outreach with deep data collection capabilities, especially for household surveys, in its National Data Innovation Centre. More on NCAER and NDIC is available on www.ncaer.org.

NATIONAL COUNCIL OF APPLIED ECONOMIC RESEARCH
NCAER India Centre, 11 Indraprastha Estate, New Delhi 110002
Tel: +91-11- 2345-2698/2699, Email: info@ncaer.org, www.ncaer.org



NCAER | Quality. Relevance. Impact

For more information, please contact:
Shilpi Tripathi at +91-9953779905, stripathi@ncaer.org
Sudesh Bala at +91-9899262692, sbala@ncaer.org