

# Tuberculosis profile: India

Population 2021: 1 408 million

## Estimates of TB burden\*, 2021

	Number	(Rate per 100 000 population)
Total TB incidence	2 950 000 (2 510 000-3 440 000)	210 (178-244)
HIV-positive TB incidence	54 000 (46 000-63 000)	3.9 (3.3-4.5)
MDR/RR-TB incidence**	119 000 (93 000-145 000)	8.5 (6.6-10)
HIV-negative TB mortality	494 000 (431 000-562 000)	35 (31-40)
HIV-positive TB mortality	11 000 (9 900-13 000)	0.81 (0.71-0.92)

## Estimated proportion of TB cases with MDR/RR-TB\*, 2021

New cases	2.5% (2.3-2.7)
Previously treated cases	13% (13-14)

## Universal health coverage and social protection\*

TB treatment coverage (notified/estimated incidence), 2021	67% (57-78)
TB patients facing catastrophic total costs	
TB case fatality ratio (estimated mortality/estimated incidence), 2021	17% (14-21)

## TB case notifications, 2021

Total new and relapse	1 965 444
- % tested with rapid diagnostics at time of diagnosis	22%
- % with known HIV status	95%
- % pulmonary	75%
- % bacteriologically confirmed ^	66%
- % children aged 0-14 years	6%
- % women (aged ≥15 years)	37%
- % men (aged ≥15 years)	57%
Total cases notified	2 116 976

## TB/HIV care in new and relapse TB patients, 2021

	Number	(%)
Patients with known HIV status who are HIV-positive	34 339	1.8%
- on antiretroviral therapy	31 935	93%

## Drug-resistant TB care\*\*, 2021

% of bacteriologically confirmed TB cases tested for rifampicin resistance - New cases ^	76%
% of bacteriologically confirmed TB cases tested for rifampicin resistance - Previously treated cases ^	73%
Laboratory-confirmed cases - MDR/RR-TB ^^	58 837
Patients started on treatment - MDR/RR-TB ^^	53 037
Laboratory-confirmed cases - pre-XDR-TB or XDR-TB ^^	10 935
Patients started on treatment - pre-XDR-TB or XDR-TB ^^	9 780
MDR/RR-TB cases tested for resistance to any fluoroquinolone	19 752

## Treatment success rate and cohort size

	Success	Cohort
New and relapse cases registered in 2020	85%	1 603 958
Previously treated cases, excluding relapse, registered in 2020	80%	120 416
HIV-positive TB cases registered in 2020	73%	28 738
MDR/RR-TB cases started on second-line treatment in 2019	57%	60 858
Pre-XDR-TB/XDR-TB cases started on second-line treatment in 2019	55%	3 023

## TB preventive treatment, 2021

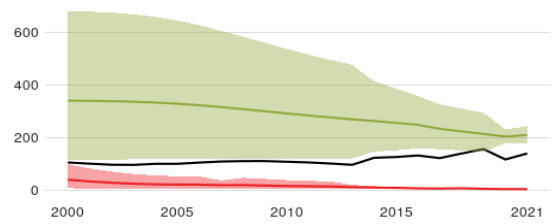
% of HIV-positive people (newly enrolled in care) on preventive treatment	
% of children (aged < 5 years) household contacts of bacteriologically-confirmed TB cases on preventive treatment	24% (22-27)

## TB financing

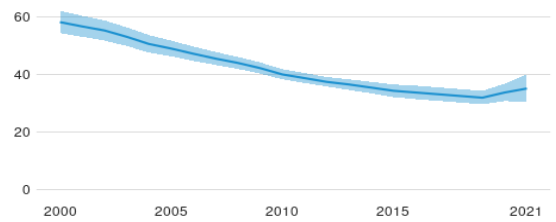
National TB budget, 2022 (US\$ millions)	582
- Funding source, domestic	81%
- Funding source, international	19%
- unfunded	0%

\* Estimates of TB burden are produced by WHO in consultation with countries. Ranges represent uncertainty intervals.  
 \*\* RR is TB resistant to rifampicin (R); MDR is TB resistant to R + isoniazid; pre-XDR is TB resistant to R + any fluoroquinolone  
 ^ Calculated for pulmonary cases only  
 ^^ Includes cases with unknown previous TB treatment history  
 ^^ Includes patients diagnosed before 2021 and patients who were not laboratory-confirmed

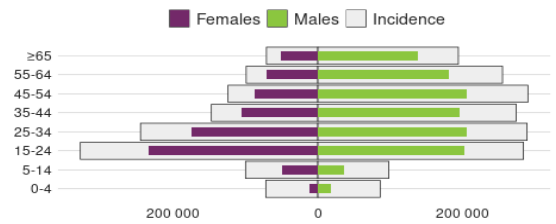
## Incidence, New and relapse TB cases notified, HIV-positive TB incidence (Rate per 100 000 population per year)



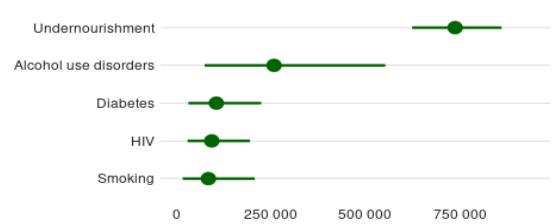
## HIV-negative TB mortality (Rate per 100 000 population per year)



## Incidence, Notified cases by age group and sex, 2021 (Number)



## Cases attributable to five risk factors, 2021 (Number)



## Total budget (US\$ millions)

