

# PROGRESS ON THE SUSTAINABLE DEVELOPMENT GOALS THE GENDER SNAPSHOT 2023



Intentionally left blank

## Acknowledgements

**Report lead:** Ginette Azcona (UN Women) and Yongyi Min (United Nations Department of Economic and Social Affairs, Statistics Division)

**Report authors:** Ginette Azcona, Antra Bhatt, Guillem Fortuny Fillo, Yongyi Min, Heather Page and Sokunpanha You

**Research assistance:** Jonathan Juarez, Asha Meagher, Yashwini Selvaraj and Anita Zaldivar

**Production, communication and outreach:** Ines Esteban Gonzalez, Kiri Jo Ginnerup, Anu Hautalampi, Janine Kandel, Talita Mattos, Andere Nieva, Helen Rosengren and Judith Varona Zamora

**Reviewers/contributors:** Janette Amer (UN Women), Saniya Ansar (World Bank), Heather Adair Rohani (WHO), Nour Barnat (UNCTAD), Ionica Berevoescu (UN Women), Kyle Bergquist (WIPO), Sophie Browne (UN Women), Paloma Carrillo (ILO), Alina Cherkas (WHO), Chiao-Ling Chien (UN Women), Jenny Cresswell (WHO), Mariana Duarte Mutzenberg (IPU), Ramya Emandi (UN Women), Jessamyn Encarnacion (UN Women), Dani Ghafari (UNEP), Katherine Gifford (UN Women), Sophie Gumy (WHO), Taylor Hanna (Pardee), Sarah Hendriks (UN Women), Monjurul Kabir (UN Women), Ryan Kaminski (USAID), Yumiko Kamiya (UN DESA), Leora Klapper (World Bank), Petra Kynclova (UNCTAD), Zohra Khan (UN Women), Bruno Le Feuvre (WIPO), Sasa Lazic (OHCHR), Stephen Leonelli (USAID), Olja Jankovic Lekovic (UN Women), Avichal Mahajan (ILO), Michelle Mcisaac (WHO), Alasdair McWilliam (UNESCO), Nathan Menton (ITU), Helene Molinier (UN Women), Allisyn Moran (WHO), Wided Ben Moussa (UNCTAD), Jonathan Moyer (Pardee), Bojan Nastav (UNCTAD), Robert Ndugwa (UN-Habitat), Jemimah Njuki (UN Women), Helen Nolan (OHCHR), Rohan Pathirage (UNESCO), Anu Peltola (UNCTAD), Tanya Primiani (UN Women), Juncal Plazaola Castaño (UN Women), Ekaterina Poleshchuk (UNEP), Lucas Ramón Mendos (ILGA), Colleen Murray (UNICEF), Seemin Qayum (UN Women), Guillermo Ricalde (ILGA), Benny Salo (UNCTAD), Gurchaten Sandhu (ILGA), Karoline Schmid (UN DESA), Leonardo Souza (UN DESA), Papa Seck (UN Women), Silke Staab (UN Women), Yuka Sumi (WHO), Priyanka Teeluck (UN Women), Georgina Veitch (HelpAge International), Jothees Amuthavalli Thiagarajan (WHO), Sara Viviani (FAO) and Lisa Williams (OECD).

**Copy editor:** Gretchen Luchsinger

**Design:** Oksana Iashchuk

**Link to online report and references:** <https://bit.ly/gender-snapshot-2023>

The views expressed in this publication are those of the authors and do not necessarily represent the views of UN Women, the United Nations or any of its affiliated organizations. The designations employed and the presentation of the material in this publication do not imply the expression of any opinion whatsoever on the part of the United Nations concerning the legal status of any country, territory, city or area or of its authorities, or concerning the delimitation of its frontiers or boundaries. For a list of any errors or omissions found subsequent to the report launch please visit our website.

**e-ISBN:** 9789210029063

**eISSN:** 3005-2734

© UN Women and United Nations Department of Economic and Social Affairs, Statistics Division 2023

Manufactured in the United States

All rights reserved

# Snapshot of gender equality across the Sustainable Development Goals



If current trends continue, over **340 million WOMEN AND GIRLS** will still live in extreme poverty by 2030. Progress will need to be **26 times faster** to reach the **NO POVERTY** goal by 2030.



Between 2000 and 2020, maternal mortality declined by **one third** globally, from 339 to 223 deaths per 100,000 live births, but **PROGRESS HAS STALLED** since 2015.



An SDG stimulus targeted at gender equality objectives is key for transformational impact. An additional **\$360 billion** per year is needed to achieve gender equality and women's empowerment across key global goals, including to end poverty and hunger.

Globally women hold just **26.7%** seats in parliament, **35.5%** in local government and **28.2%** of management positions in the workplace.

At this critical midpoint **NONE** of Goal 5 indicators are at "target met or almost met", a mere **2** are "close to target", **8** are at a "moderate distance to target", **4** are "far or very far from target" and **4** lack sufficient data to assess at global level. This is a slight improvement from last year where 5 indicators lacked sufficient data.



Close to **1 in 4 WOMEN AND GIRLS** are expected to be moderately or severely food insecure by 2030. Addressing gender gaps in agrifood systems can reduce food insecurity as well as boost global GDP by nearly **\$1 trillion.**



**Parity ≠ universality.** In the aggregate girls have surpassed boys in school completion across all levels of education, but completion rates remain below 100. Only **60% OF GIRLS** have completed schooling at the upper secondary level, compared to 57% of boys.

Strong legal frameworks can promote positive change, but despite progress, **54% OF COUNTRIES** still lack laws in all key areas of gender equality, including on equal rights to enter marriage and initiate a divorce.

At the current rate of progress, the next generation of women will still spend on average **2.3 MORE HOURS** per day on unpaid care and domestic work than men. The gender gap in power and leadership remains entrenched.



Water is life. Yet, **380 million WOMEN AND GIRLS** live in a context of high or critical water stress. This number is projected to increase to **674 million** by 2050.



Achieving universal electricity access could reduce the number of **WOMEN AND GIRLS IN POVERTY** by **185 million** by 2050.




A mere **17%** of inventors in international patents in 2022 were **WOMEN**, compared to **83% MEN**.



Unless urban planning and adequate housing are prioritized, by 2050 an estimated **1.05 billion WOMEN AND GIRLS** will live in slum or slum-like settings around the world.



The number of women and girls living in conflict-affected contexts reached **614 million** in 2022, **50% higher** than the number in 2017.



Only **61.4%** of **PRIME WORKING AGE WOMEN** are in the labour force compared to **90.6%** of **PRIME WORKING AGE MEN**.

In 2019, for each dollar men earned in labour income globally, women earned only

**51 cents.**



Women are **TWICE** as likely as men to report instances of discrimination based on sex and **almost twice** as likely as men to experience discrimination on the basis of marital status.



In a worst-case climate scenario, by 2050, as many as **158 million WOMEN AND GIRLS** globally may be pushed into poverty as a direct result of climate change.

Food insecurity caused by climate change is also projected to increase by as much as

**236 million** more **WOMEN AND GIRLS**.



Halfway to 2030, aid to support gender equality programming **REMAINS INADEQUATE.**

Only **4%** of total bilateral aid is dedicated to programmes where gender equality is the principal objective.

Funding to gender equality is particularly low in the humanitarian aid sector.

# LEAVE NO WOMAN OR GIRL BEHIND: SPECIAL FOCUS ON OLDER WOMEN

**As societies age globally, older women have much to contribute, but their rights must be recognized and upheld**


In 1950, approximately 128.2 million people were aged 65 and older, just 5.1 per cent of the world’s population. Today, the world has 807.8 million older people, a six-fold increase accounting for 10 per cent of the global population. Since women outlive men by an average of 5.2 years, they comprise a greater share of older persons. In 2023, women made up 55.7 per cent of people aged 65 and above, a share that is highest in Latin America and the Caribbean (56.5 per cent), sub-Saharan Africa (56.6 per cent) and Europe and Northern America (57.4 per cent). By 2050, there will be 1.6 billion persons aged 65 and older, 78.1 per cent of whom will reside in less developed regions.

Women tend to live more of their lives in ill health or with a disability, particularly later in life. Chronic

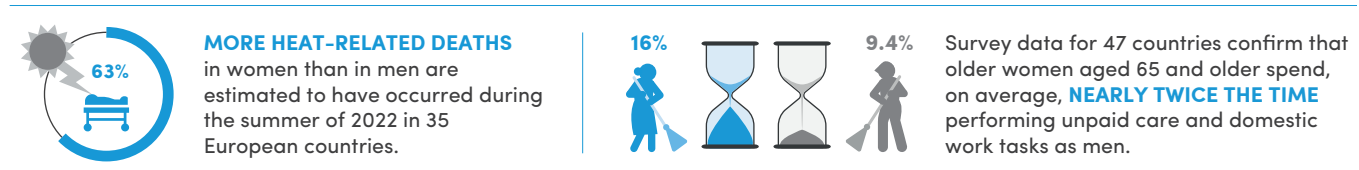
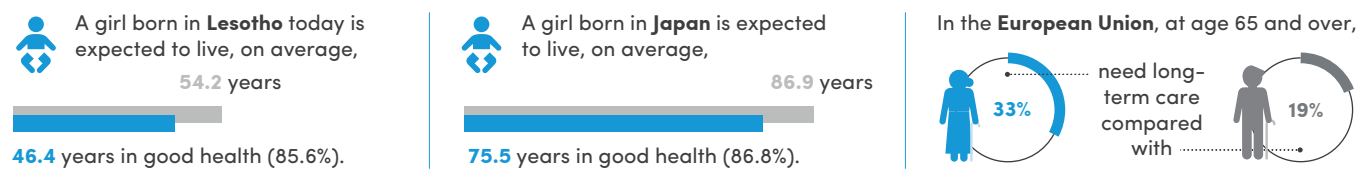
conditions, such as arthritis, osteoporosis and depression, for example, impact quality of life and are experienced at higher rates among older women, as compared to older men. In 2019, a 60-year-old woman was expected to live, on average, 22.7 additional years, including 16.6 years in good health (73.1 per cent). A man of the same age was expected to live, on average, 19.5 additional years, including 14.8 years in good health (75.9 per cent).

Older women are central actors in achieving sustainable development yet their challenges, opportunities and diversity were not fully articulated in the Sustainable Development Goals, and are often overlooked in discussions about women, gender, and, to some degree, older persons. Halfway to 2030 and three years into the

## IN FOCUS



**Despite improvements, opportunities to live a long and healthy life are not equal by sex or across countries.**



Source: Ballester, Quijal-Zamorano, Mendez Turrubiates, Pegenaute, Herrmann, Robine, et. al., 2023; UN Women and UNDP, 2023; United Nations, 2023; World Social Report 2023; United Nations, 2022; UN Women calculations using United Nations, 2023.

United Nations Decade of Healthy Ageing (2021–2030), the world must develop and strengthen multisectoral, synergistic policies that support older women in their roles as income earners and care providers, and ensure their access to lifelong learning, education and training, social protection, health and social care, including

long-term care, housing and transportation. Such policies should accelerate the reconciliation of employment and care work throughout the course of life. Older women’s central role in providing care to younger generations, spouses, older relatives and relatives with disabilities deserves greater recognition and support.

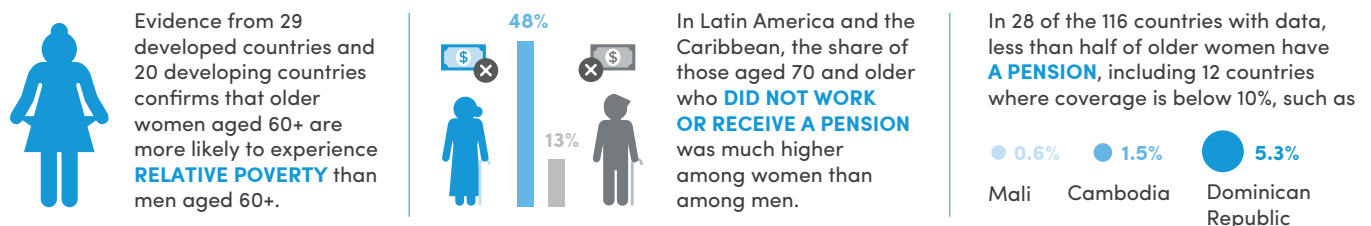
## At risk but overlooked: older women face higher rates of poverty and violence than older men

The discrimination and inequality that older women face result from disadvantages accumulated over a lifetime. Ageism and disability exacerbate these. Older women are more likely than older men to be widowed, less likely to remarry and more likely to live alone – three features that can worsen economic insecurity in old age. Globally, in 2023, women aged 55 to 59 are more likely to live in extreme poverty than men (8 per cent compared to 6.9 per cent). Many women reach old age with few assets and savings, and lack an adequate pension or social protection benefits. This is due to a higher likelihood of career interruptions, part-time employment, lower earnings and more time spent on unpaid care responsibilities. Women enjoy universal access to pensions in only 56 out of 116 countries with data. In 47 countries, women’s pension coverage is not universal and lags behind men’s. Even when pensions are available, women may have limited control over how they are spent within households.

Emotional, economic and physical abuse perpetrated by a family member and social isolation are concerns for many older women, but detailed evidence remains sparse. A multi-country survey of women aged 60 to 74 in Albania, Bosnia and Herzegovina, Kosovo (UNSC Res. 1244), Montenegro, North Macedonia, the Republic of Moldova, Serbia and Ukraine found that 25 per cent of respondents had experienced intimate partner physical and/or sexual violence, 17 per cent had experienced non-partner physical and/or sexual violence and 56 per cent had experienced intimate partner psychological violence. Although data are limited, globally, the prevalence of intimate partner violence among older women ranges from 16.5 to 54.5 per cent. Services to prevent and respond to violence often target adolescent women and women of reproductive age, leaving older women out of the reach and sight of health and other service providers. Deeply rooted prejudices and stereotypes about older people fuel ageism and perpetuate prevailing social norms that tolerate violence in older age.

### IN FOCUS

#### Poverty and income insecurity disproportionately affect women at older ages due to lifelong inequalities:



#### Violence against older women is a significant public health concern:



Source: Pathak, Dhairyawan and Tariq, 2019; Meyer, Lasater and Garcia-Moreno, 2020; UN Women and Pardee Center for International Futures, using the International Futures modelling platform 2023 and United Nations, 2023; World Social Report 2023.



**13** TOTAL INDICATORS

**5** GENDER-SPECIFIC INDICATORS\*

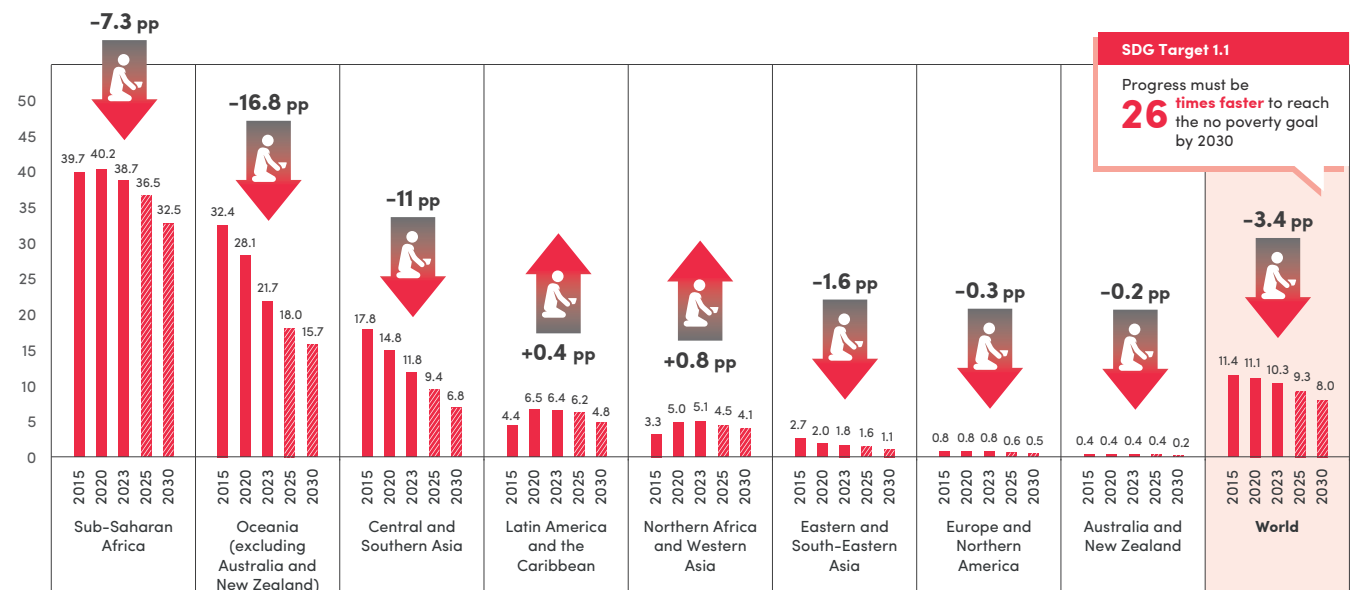
### Progress on eradicating poverty needs to be 26 times faster to reach the goal by 2030

Today, 1 in every 10 women is living in extreme poverty (10.3 per cent). If current trends continue, by 2030, an estimated 8 per cent of the world’s female population – 342.4 million women and girls – will still be living on less than \$2.15 a day. Most (220.9 million) will reside in sub-Saharan Africa. In 30 per cent of countries, the extreme poverty rate among women and girls in 2030 is projected to exceed 11 per cent, equivalent to the global poverty rate in 2015 when the global goals were adopted. Gender gaps in poverty are highest among those aged 25 to 34. Women of this age group are 1.2 times more likely to live in extreme poverty than their male counterparts. Achieving zero poverty for all women and girls by 2030 will require simultaneously acting on long-standing gender disparities, including in access to land, health care and family planning, education and the labour market. Gender-responsive social protection is essential, as is combating gender-based discrimination that limits women’s leadership.

The dearth of sex-disaggregated data is a major constraint for policymakers and gender equality advocates. Among countries with recent official statistics on monetary poverty, only 42 per cent have poverty data disaggregated by sex. Where data are disaggregated, large gender gaps are evident. In Czechia, national poverty rates for women in 2022 stood at 21.5 per cent compared to 14.7 per cent for men. Among countries producing multidimensional poverty indicators, a mere 20 per cent disaggregated these indicators by sex or sex of the head of household. In Ghana, sex-disaggregated data revealed the extent of gender disparities, finding that 47.7 per cent of women-headed households compared to 40.6 per cent of men-headed households lived in multidimensional poverty.

**FIGURE 1**

### Female extreme poverty rates based on the \$2.15 international poverty line, 2015–2030 projections (percentage)



Source: UN Women and Pardee Center for International Futures, using the International Futures modelling platform 2023. Note: pp refers to percentage points. \* The term “gender-specific indicators” describes indicators that explicitly call for disaggregation by sex and/or refer to gender equality as an underlying objective. For a full list of gender-specific indicators by SDG, see pages 32-35.





**14** TOTAL INDICATORS

**2** GENDER-SPECIFIC INDICATORS

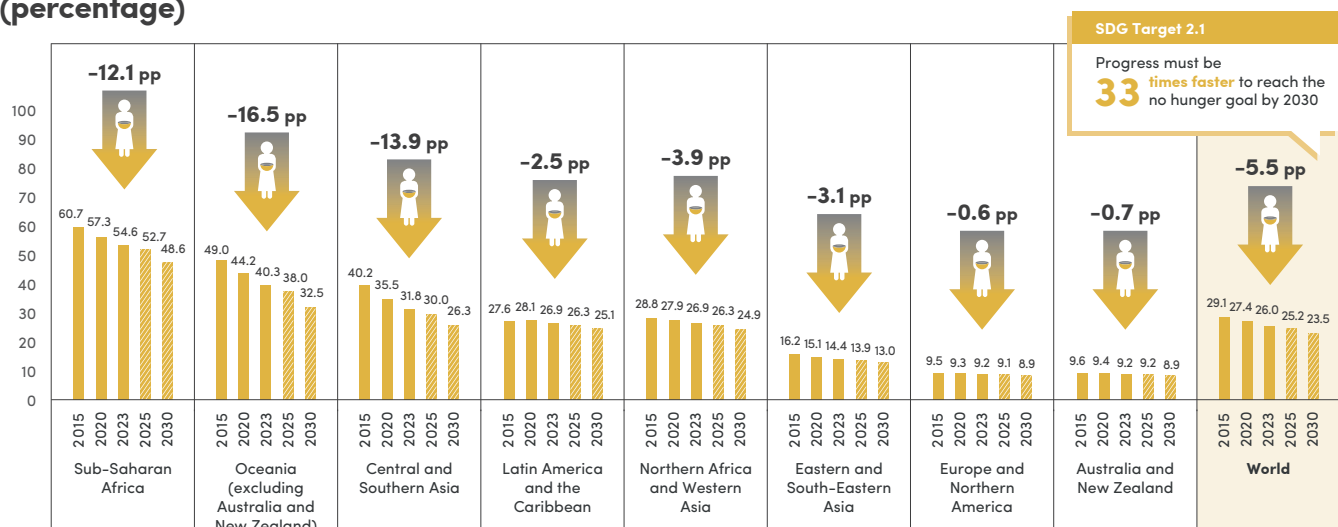
## With limited food and roles in its production, women face greater food insecurity

In 2022, more than one in every four women and men globally experienced moderate or severe food insecurity (27.8 per cent and 25.4 per cent, respectively). The global gender gap narrowed from 3.8 percentage points in 2021 (28.6 per cent and 24.8 per cent for women and men, respectively) to 2.4 percentage points in 2022. This respite could be short-lived, however, if crises continue disrupting local and global food supply chains, agricultural productivity and food prices. Without significant progress, close to one in four women and girls (23.5 per cent) will be moderately or severely food insecure by 2030, putting the world far away from ending hunger. Women and girls in sub-Saharan Africa and Oceania (excluding Australia and New Zealand) remain particularly vulnerable; food insecurity rates could be up to 48.6 per cent and 32.5 per cent, respectively, in 2030. India’s ban on rice exports and the instability of the Black Sea Grain Initiative may worsen food insecurity. For around 42 countries accounting for close to 20 per cent of the world’s population, more than half of rice imports originate in India.

Women’s unequal status in society and agrifood systems spurs vulnerability to hunger. Nearly half of women in agriculture (49 per cent) work as contributing family workers, receiving little or no pay, compared to 17 per cent of men. Women are less likely than men to have ownership or secure tenure rights over agricultural land in 40 of 46 countries with data available. Gender gaps range from less than 1 percentage point in Ethiopia and Kenya to over 50 percentage points in Côte d’Ivoire and Niger. Limited access to assets and agricultural inputs generates a gender gap in land productivity, reaching 24 per cent between female- and male-managed farms of the same size. Addressing such disparities would both reduce food insecurity and boost global GDP by 1 per cent (nearly \$1 trillion). Robust environmental management and tenure policies aimed at sustainable, equitable production would help curb hunger and meet food system objectives.

**FIGURE 2**

### Proportion of women who are moderately or severely food insecure, 2015–2030 projections (percentage)



Source: UN Women and Pardee Center for International Futures, using the International Futures modelling platform 2023.  
 Note: pp refers to percentage points.



**28** TOTAL INDICATORS

**6** GENDER-SPECIFIC INDICATORS

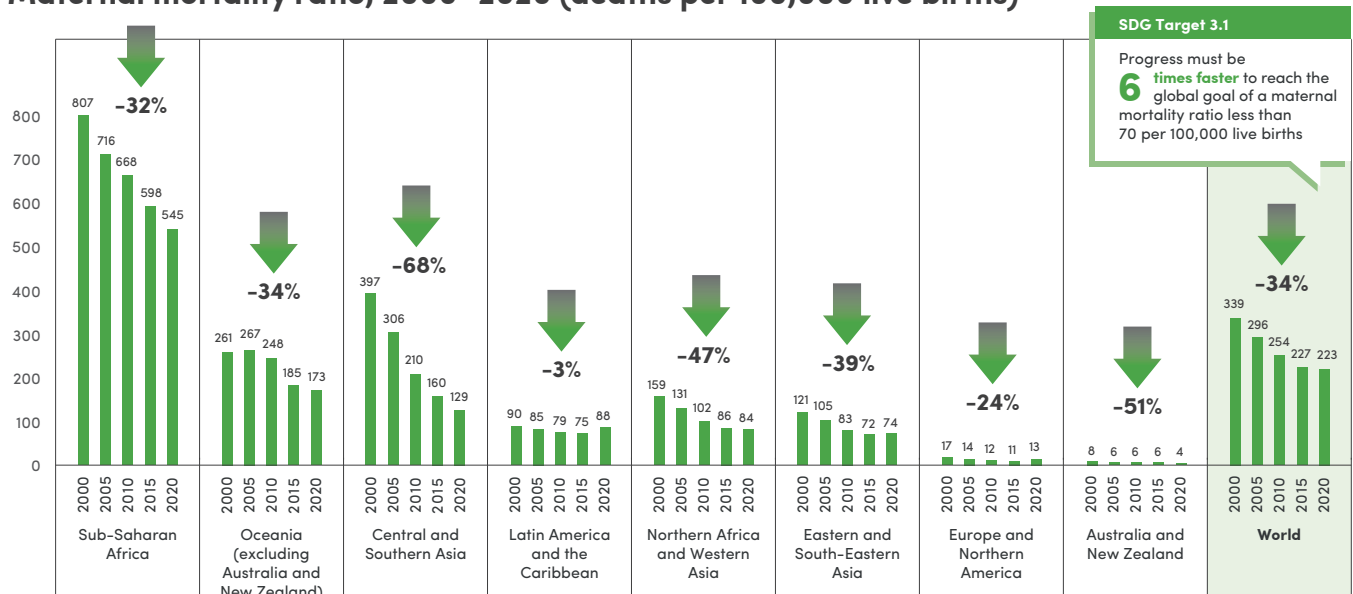
### Progress in reducing maternal mortality has come to a halt; gaping inequalities among regions play a major role

Between 2000 and 2020, maternal mortality declined by one third globally, from 339 to 223 deaths per 100,000 live births. But progress has stalled since 2015, amid high rates of obstetric complications and infectious and non-communicable diseases. Fragile health systems, rampant social inequality and harmful gender norms also constrain advances. In 2020, nearly 9 in 10 maternal deaths occurred in sub-Saharan Africa and Central and Southern Asia (70.4 per cent and 16.7 per cent, respectively). Women in sub-Saharan Africa were around 130 times more likely to die from complications during pregnancy and childbirth than women in Europe and Northern America. Within countries, socioeconomic inequalities remain pervasive. In Madagascar, women from the poorest quintile are nearly five times less likely to be assisted by a skilled provider during delivery than those from the richest quintile (19.4 per cent vs. 91.2 per cent).

Delivery-related complications and maternal deaths fall significantly when a skilled health professional provides quality care. Globally in 2022, skilled health personnel attended 86 per cent of births. Yet in countries with the highest maternal mortality rates, this share was as low as 40 per cent. Ending all preventable maternal deaths will require strengthening health systems, closing gaps in care quality and access, and ensuring universal coverage. Between 2000 and 2020, Nepal reduced maternal mortality by 65.5 per cent, twice the global average. In doubling health-care spending, Nepal pursued a combination of strategies, including free maternity care, financial incentives for women completing antenatal care visits and giving birth in health-care facilities, the legalization of abortion and expanded access to midwives in remote areas.

**FIGURE 3**

**Maternal mortality ratio, 2000–2020 (deaths per 100,000 live births)**



Source: UN Women calculations using United Nations, 2023. [Global SDG Indicators Database](#).



**12** TOTAL INDICATORS

**8** GENDER-SPECIFIC INDICATORS

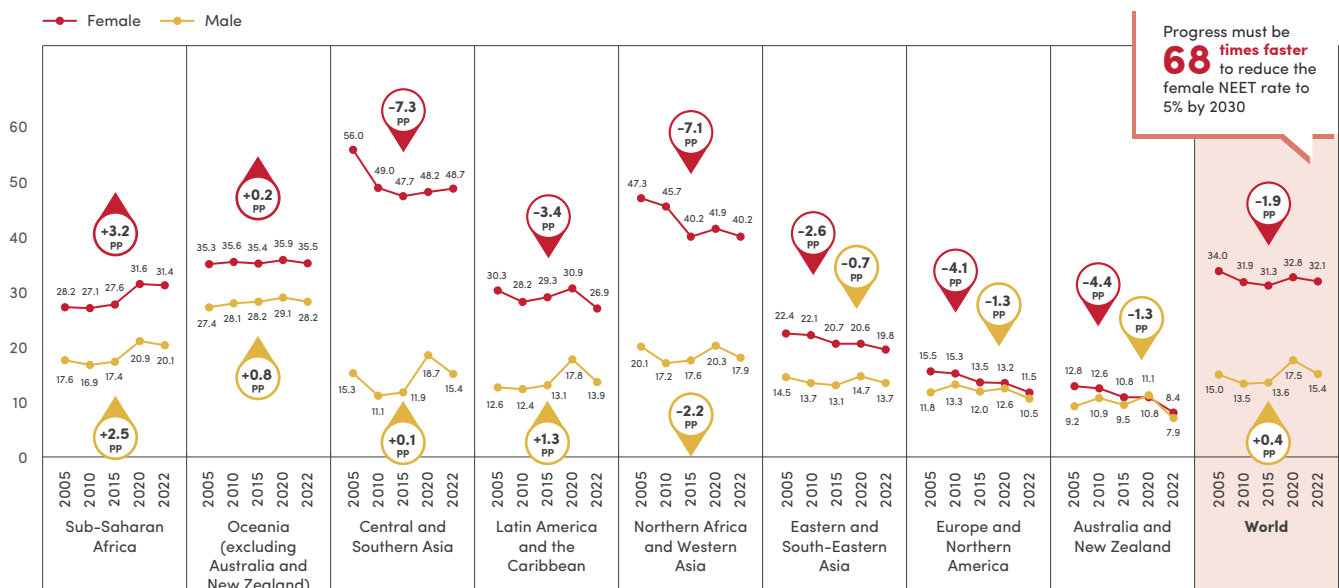
### Gains in education falter for girls at higher levels; women lose opportunities to build skills

Overall, access to education is rising among girls and boys. When girls enroll in school, their completion rates consistently surpass those of boys across the primary (88 per cent compared to 86 per cent), lower-secondary (78 per cent compared to 76 per cent) and upper-secondary levels (60 per cent compared to 57 per cent). Yet millions of girls never enter the classroom or complete their education, which is especially the case in conflict-affected areas. As of September 2021, for example, 1.1 million girls over age 12 in Afghanistan can no longer attend school. The subsequent suspension of university education for women affected some 100,000 students. In 2023, up to 129 million girls and young women may be out of school globally. At current rates of progress, an estimated 110 million will remain out of school in 2030. Achieving SDG 4 requires addressing legal, social and financial barriers to education for girls and lifelong learning for women at large. In Bangladesh, for example, the female secondary school stipend programme has had a significant impact, resulting in 2.5 additional years of schooling.

Besides exclusion from formal schooling, women and girls are disproportionately left out of other chances to build skills. Globally in 2022, 32.1 per cent of young women aged 15 to 24 were not in education, employment or training (NEET) compared to 15.4 per cent of young men. Gaps were largest in Central and Southern Asia (48.7 per cent compared to 15.4 per cent). Institutional barriers, including workplace discrimination, an unequal division of unpaid care and domestic responsibilities, and an undersupply of decent job opportunities, are among the variables disrupting the school-to-work transition for young women. Moreover, scholarships and other supports for those pursuing higher education or other opportunities to build skills are critical to close gender gaps.

**FIGURE 4**

### Proportion of young women and men aged 15 to 24 who are not in education, employment or training, 2005–2022 (percentage)



Source: UN Women calculations using United Nations, 2023. [Global SDG Indicators Database](#).  
 Note: The indicator is based on 13th ICLS. pp refers to percentage points.



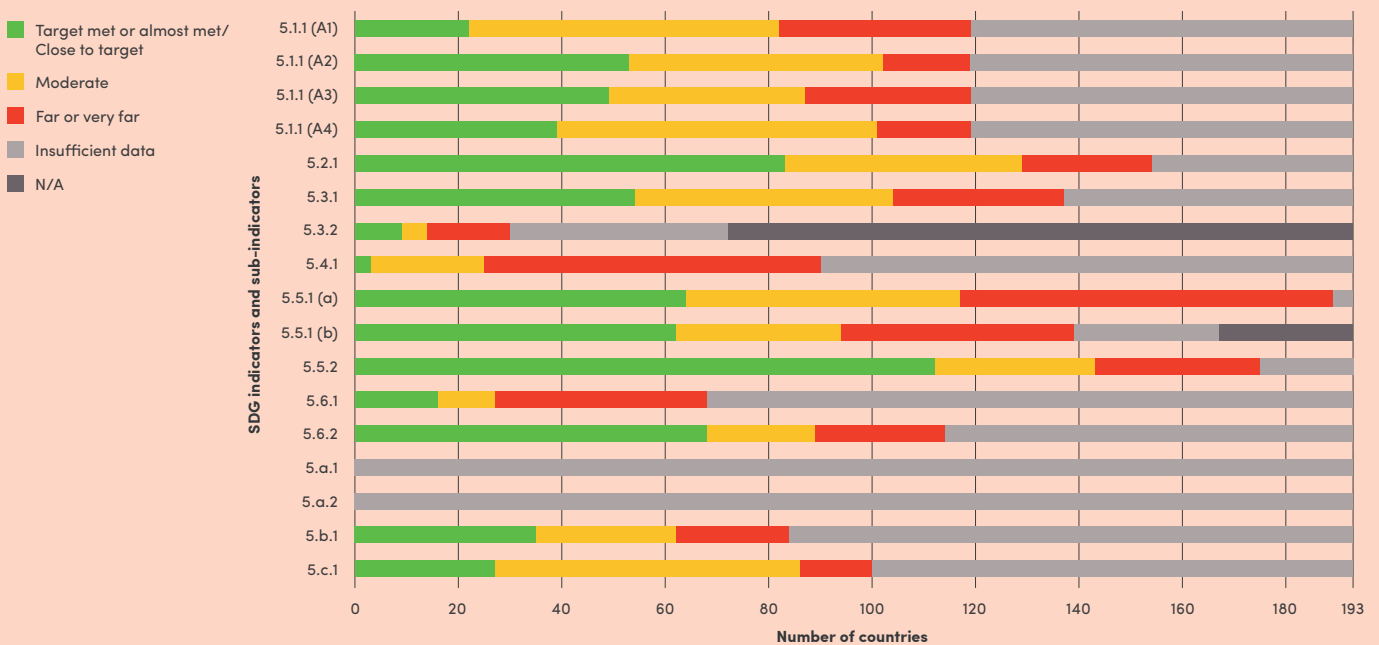
## Lackluster commitment to gender equality is to blame for limited progress across Goal 5

Halfway to 2030, the world is failing women and girls. The latest available data show that only 2 Goal 5 indicators and sub-indicators are “close to target”, 8 are at a moderate distance to target, and 4 are far or very far from the 2030 targets. Globally, no SDG 5 indicator is at the “target met or almost met” level. Deeply rooted biases against women, manifesting in unequal access to sexual and reproductive health, unequal political representation, economic disparities and a lack of legal protection, among other issues, prevent tangible progress. Insufficient data and evidence to monitor advances and incentivize policy actions are other major impediments; countries lack 44 per cent of the data required to track SDG 5. Addressing institutional barriers, including through removing discriminatory laws, expanding women’s participation in leadership and decision-making and right-sizing investments in gender equality at the national, regional and global levels, are among the concrete actions needed to substantially accelerate progress by 2030. Involving different stakeholders, including men and boys, is imperative. A continued failure to prioritize SDG 5 will put the entire 2030 Agenda for Sustainable Development in peril.

## A global SDG 5 progress assessment based on the latest data, 2023


**41** COUNTRIES, ON AVERAGE, ARE “TARGET MET OR ALMOST MET” OR “CLOSE TO TARGET” ON AT LEAST ONE SDG 5 INDICATOR

**80+** COUNTRIES, ON AVERAGE, ARE MISSING DATA FOR AT LEAST ONE SDG 5 INDICATOR



Source: For further details on SDG 5 progress, globally and across regions, see the SDG 5 tracker, pages 25–31. Note: SDG indicator 5.2.2 is excluded since data are unavailable for this indicator in the UN Global SDG Indicators Database. The limited data available globally for SDG indicators 5.a.1 and 5.a.2 is not sufficient to produce a robust level assessment methodology. N/A = indicator is not applicable, see SDG 5 tracker notes for further details.

## Making the case for targeted interventions



Active resistance to gender equality and chronic underinvestment are key factors in slow progress and, in some cases, reversals of gains already made. An intervention focused on employment generation may, for example, support job creation for all. But without a gender focus, it may fail to address biased social norms and childcare needs that prevent women from participating in the labour force. The resulting employment benefits, if any, will inevitably not accrue equitably. Without explicit gender equality objectives and a requisite budget, the programme may exacerbate existing gender inequality instead of mitigating it. In this critical midpoint moment of the SDGs, financing for development must prioritize policies and programmes committed to closing gender gaps and empowering women and girls. Gender equality must be costed as a separate but synergistic objective in achieving all global goals.

## A gender-focused SDG stimulus package to deliver transformational results for women, girls and societies

Gender equality multiplies and accelerates the drivers of human progress, economic growth and sustainable development.




But it will never be achieved without **explicit attention and dedicated resources.**

An estimated \$6.4 trillion per year is needed across 48 developing countries, covering nearly 70 per cent of the population in developing countries, to achieve gender equality in key areas, including in the goals to end poverty and hunger, and to support more equal participation of women in society by 2030.

Current government expenditure, if it stays in its current trajectory, **leaves a shortfall of**



The closer we get to 2030, however, the higher the costs and required investments and the lower the likelihood of success.



By contrast, global military expenditure in 2022 exceeded

**\$2.2 trillion**



Higher military spending inevitably means fewer resources allocated to social sector priorities, including gender equality.

## Priority actions to accelerate progress on SDG 5



### DISMANTLE DISCRIMINATORY LEGISLATION AND PASS ROBUST LAWS AND POLICIES THAT ADVANCE GENDER EQUALITY

Laws and policies that promote gender equality and address gender discrimination are fundamental to enabling change (Target 5.1). Countries with domestic violence legislation, for example, report lower rates of intimate partner violence. Similarly, the introduction of gender quotas has a positive effect on the number of female parliamentarians.

Despite the vital role of strong legal frameworks, many parts of the world have yet to develop these. Based on available data for **120 countries and areas**,

**28** still **do not have laws** granting women equal rights to enter marriage and initiate divorce.

**67** countries **lack laws** that prohibit direct and indirect discrimination against women, and in

**53** countries, the **law does not mandate** equal remuneration for work of equal value.



The latest data find that

**54%** of countries and areas do not have all relevant laws in place in any of the four areas under SDG

indicator 5.1.1, on legal frameworks. Even when laws are in place, enforcement can be a major challenge.



### ADDRESS THE ROOT CAUSES OF GENDER-BASED VIOLENCE AND SUPPORT WOMEN'S AND GIRLS' ACCESS TO QUALITY, MULTI-SECTORAL PROGRAMMES

Combating violence, harassment and abuse of women and girls in all forms, including online, is essential for gender equality (Target 5.2).

Each year around the world,

**245 million** ever-married/partnered women and girls aged 15 and older are **victims of physical and/or sexual violence** perpetrated by an intimate partner.

Further, despite progress, harmful practices, including child marriage and female genital mutilation, remain prevalent (Target 5.3). Globally,



**1 in 5** young women (19 per cent) is **married before age 18**.

Several interventions make a demonstrable difference. These target diverse forms of violence against women and girls, involve women and men, and girls and boys, challenge deeply rooted harmful norms, are scalable in terms of human and financial resources, and link the multiple components and sectors that must respond to victims' immediate and long-term needs, including for health care, education, skills-building, access to the justice system and income support.



### PROMOTE A GENDER-EQUITABLE DIVISION OF UNPAID CARE AND DOMESTIC WORK


Lack of public investments and biased social norms that relegate unpaid care work to women and girls and paid work to men (Target 5.4) are commonplace; progress towards a fairer balance has been slow. Globally women spend



**2.8 more hours** than men on **unpaid care and domestic work**. On the current trajectory, the gap between the time spent by women and men on

unpaid care will narrow slightly, but by 2050, women globally will still be spending **9.5% more time** or **2.3 more hours** per day on unpaid care work than men. Investments in care policies, services, jobs and infrastructure are required to recognize, reduce and redistribute unpaid care and domestic work.

Challenging biased social norms and eliminating harmful practices is critical to the transformation that gender equality requires. Funding and multistakeholder partnerships must be in place. The media, for example, has an important role in challenging negative stereotypes. Governments, civil society organizations, businesses and international entities must work in partnership to tackle long-entrenched barriers.



### ENSURE WOMEN IN ALL THEIR DIVERSITY HAVE LEADERSHIP ROLES AND SEATS AT DECISION-MAKING TABLES

The gender gap in power and leadership is an important component of the persistent lag in gender equality (Target 5.5). Globally, women hold just



With the current slow pace of change, **women's share of workplace management positions** will reach only **30%** by 2050.

Gender quotas are one concrete policy solution proven to increase women's representation in both business and politics. Other policy levers, including flexible work arrangements, mentorship and leadership training, and access to affordable, quality childcare, are also needed.



### GUARANTEE UNIVERSAL ACCESS TO SEXUAL AND REPRODUCTIVE HEALTH AND REPRODUCTIVE RIGHTS

Far too many women still cannot realize the right to decide on their sexual and reproductive health (Target 5.6).



Only **56%** of married or in-union women aged 15 to 49 **make their own choices**. Addressing biased social norms that deny women bodily autonomy is vital. Other essential interventions include expanded comprehensive sexuality education, access to modern contraceptives, quality maternal health care, and safe and legal abortion services.



### TRACK, ALLOCATE AND SPEND PUBLIC RESOURCES TO IMPLEMENT GENDER-RESPONSIVE LAWS AND POLICIES

A chasm persists between laws and policies for gender equality and budgets allocated for their implementation (Target 5.c). Only



**26%** of countries globally have **systems to track budget allocations for gender equality**. Strengthening gender analysis in public financial management is essential to enable governments to cost, allocate and spend for gender equality.



### PRIORITIZE WOMEN AND GIRLS FACING OVERLAPPING FORMS OF DISCRIMINATION, INCLUDING BY INVESTING IN DATA AND INNOVATIVE RESEARCH AND ANALYSIS THAT MAKE THEIR NEEDS VISIBLE

Women at the intersection of gender and other inequalities experience acute disadvantages. Rural, poor and indigenous women, for example, face many challenges in accessing land and land rights (Target 5.a). Improving the production and use of gender statistics, including specifically collecting data on gender and intersecting forms of inequality is crucial to leaving no woman or girl behind. Using these data, inclusive, evidence-based policies and programmes can redress past injustices, combat stigmas and stereotyping, and ensure that women and girls, in all their diversity, gain empowerment and achieve their full potential.





11 TOTAL INDICATORS

0 GENDER-SPECIFIC INDICATORS

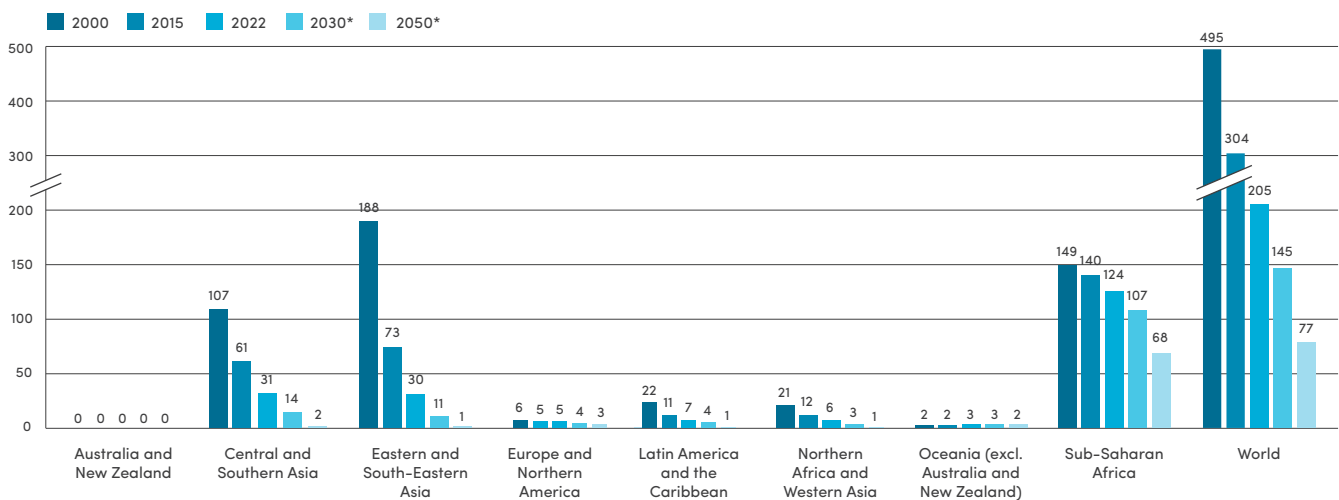
### More women and girls have safe drinking water, but water stress threatens progress

As of 2022, more than one in every four women globally (27.1 per cent), or 1.07 billion women, lacks access to safely managed drinking water services, down from over a third in 2000 (39.2 per cent). Among these, an estimated 205 million drink water from unimproved sources or surface water. The majority reside in sub-Saharan Africa (124 million), Central and Southern Asia (31 million) and Eastern and South-Eastern Asia (30 million). Less than one in every three women in sub-Saharan Africa is covered by safely managed drinking water services (31.3 per cent), compared to between two thirds and three quarters in Central and Southern Asia (67.5 per cent), Latin America and the Caribbean (75.2 per cent), and Northern Africa and Western Asia (76.9 per cent). Climate change, rising water demand, pollution and decades of misuse have exacerbated water stress. In 2023, an estimated 380 million women and girls, or 9.5 per cent of the world’s female population, live with high or critical water stress, a number projected to increase to 674 million in 33 countries by 2050.

Women with strong ties to the land and its resources have long advocated for a radically new perspective on water and development, one that recognizes, respects and defends the rights of water and of all living beings that depend on it. A growing body of ecological jurisprudence centred on Indigenous perspectives has defined the rights of sacred resources, such as water and land, to protection and preservation. In 2008, Ecuador became the first country to grant Nature constitutional rights. As of September 2022, 24 countries had adopted similar provisions. Yet the low representation of women and Indigenous and local communities in water management and other decision-making bodies hinders the full transformative potential of such reforms. In 2020, only 26 per cent of countries had achieved high or very high levels of gender mainstreaming in water resources management and related laws and plans.

**FIGURE 5**

### Women and girls drinking water from unimproved sources or surface water, 2000–2050 (millions)



Source: UN Women calculations using WHO and UNICEF, 2023; United Nations Population Division, 2022.  
 Note: Projections for 2030 and 2050 are derived using the regional compound annual growth rates for the period from 2015 to 2019. Projections assume that the share of women drinking water from unimproved sources or drinking surface water is equal to that of the general population. Medium-variant population projections are used to derive the estimate. The notch on the y-axis shown as “//” indicates that the axis is not drawn to scale after the 200 mark.



**7** AFFORDABLE AND CLEAN ENERGY



**6** TOTAL INDICATORS

**0** GENDER-SPECIFIC INDICATORS

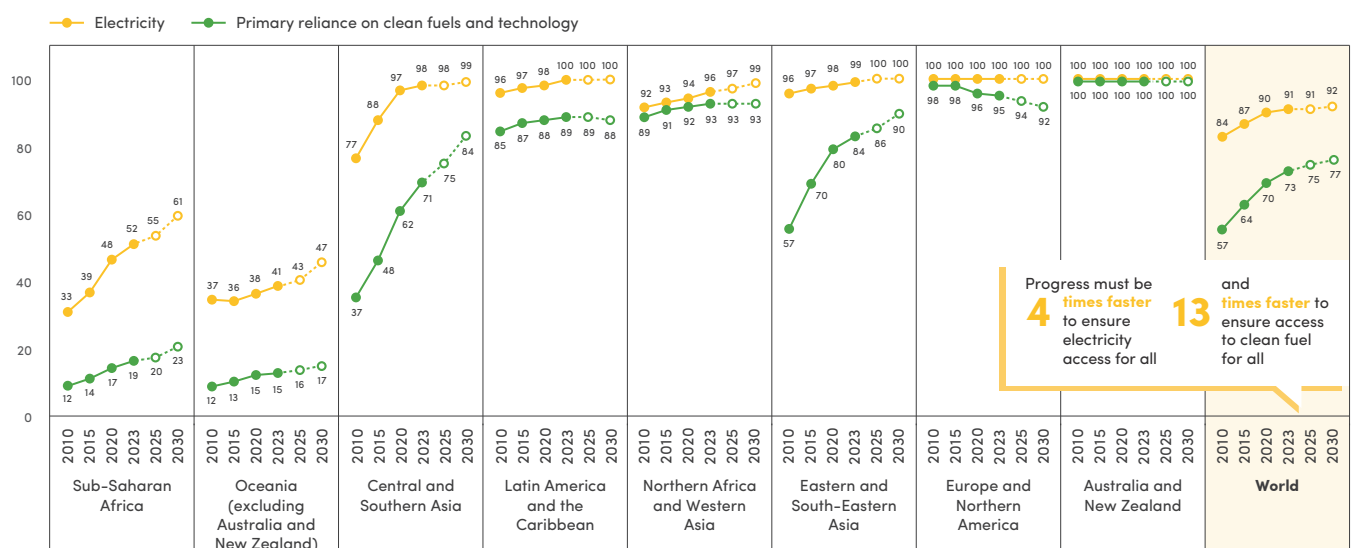
### Affordable, clean energy can catalyse gender equality, yet many women remain without it

Affordable and clean energy is reaching more of the world’s population but not all of it. Today, 9 per cent of people globally lack electricity and over a quarter primarily relies on polluting fuels and technologies. Those lacking electricity are primarily concentrated in sub-Saharan Africa (75 per cent). In Oceania (excluding Australia and New Zealand), almost 60 per cent of the population does not have access to electricity in 2023. Unless progress accelerates, by 2030, an estimated 341 million women and girls will still lack electricity; 85 per cent will reside in sub-Saharan Africa. Access to clean cooking fuels and technology also remains out of reach for many people. By 2030, coverage is projected to be only 23 per cent in sub-Saharan Africa and 17 per cent in Oceania (excluding Australia and New Zealand).

Access to electricity and clean cooking fuels and technology brings many benefits, including better health and lower poverty rates for women. Universal access to electricity could help end poverty for 185 million women by 2050. By 2050, the transition to modern cookstoves could result in 6.5 million fewer deaths from indoor air pollution, with many benefits for women who are older, poorer and less literate, who are more likely to suffer from the adverse health effects of exposure to biomass fuels. Moreover, access to electricity opens more channels to obtain information, including online, which can challenge biased gender norms. Greater efforts are needed to reach women and girls with low energy access, including through ramped-up investments in energy services. Driving clean and just energy transitions demands the dismantling of barriers to women’s participation and leadership in the traditionally male-dominated energy sector.


**FIGURE 6**

### Population with access to electricity and clean cooking fuels, 2010–2030 projections (percentage)



Source: UN Women calculations using Stoner et al., 2020; United Nations, 2023; Global SDG Indicators Database; World Bank, 2023; The Energy Progress Report 2023; IEA, 2023, SDG 7: Data and Projections.

Note: Due to the inherent uncertainty in input survey data and modelled estimates, for access to clean fuels monitoring, countries are assumed to have universal access if modelled estimates indicate that 95 per cent or more primarily rely on clean fuels and technology for cooking. Projections for access to electricity are based on IEA, 2023 and the Stated Policies Scenario where available. Where unavailable, the regional and global projections for 2023, 2025 and 2030 use the CAGR method, with 2015 as the base year.



**16** TOTAL INDICATORS

**6** GENDER-SPECIFIC INDICATORS

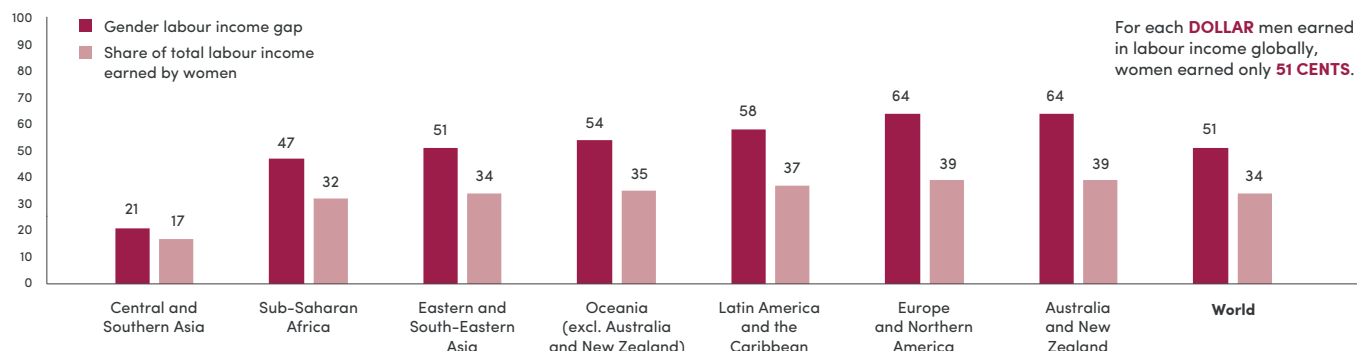
## Disrupted careers, care responsibilities and wage discrimination mean women only earn a third of labour income globally

Women’s right to participate equally and fully in the economy remains unrealized. Globally, less than two thirds (61.4 per cent) of prime working-age women (aged 25 to 54) were in the labour force in 2022 compared to 90.6 per cent of prime working-age men. In 2019, for each dollar men earned in labour income, women earned only 51 cents. In other words, in 2019, women’s share of total earned labour income was a mere 34 per cent. Employment differentials, occupational segregation and the higher likelihood that women will hold part-time jobs and interrupt their careers due to care responsibilities perpetuate gender labour income gaps and cement income inequalities across the life course. Measures to speed progress must include closing gender imbalances in jobs; promoting pay transparency, such as through equal pay audits; and supporting working parents through access to affordable childcare, paid paternity leave and paid parental leave for both mothers and fathers.

Women’s economic agency depends on being able to safeguard their money and build savings. Yet outside developed countries, many women face restrictions in accessing a financial account. In 2021, in developing regions, only 68.5 per cent of women had access to a financial account compared to 74.2 per cent of men, although the average gap of 5.7 percentage points is lower than the 9.6 percentage points observed a decade earlier. Mobile money and digitalization are helping to reduce gender disparities. For example, in 16 out of the 21 sub-Saharan African countries in which more than 20 per cent of adults have a mobile money account, women were equally or more likely than men to only have a mobile money account in 2021. A lack of identification or a mobile phone, distance from bank branches and low financial literacy still hamper women’s ability to participate in the formal financial system. Financial inclusion programmes and the digitalization of cash payments can help increase financial access and use, and improve women’s lives. In Türkiye, where 62.5 per cent of women have a financial account, compared to 85.3 per cent of men in 2021, the gender gap has narrowed from 29 percentage points in 2017 to 23 percentage points in 2021.

**FIGURE 7**

### Relative labour income and share of labour income earned by women, 2019 (percentage)



Source: ILOSTAT, 2023. Note: The total gap in labour income is a consequence of the gender gap in average income per worker and the gender gap in employment. It reflects the relative importance of earnings from work, taking into account differentials in employment, hours worked and occupational profiles and can be interpreted as the cumulative impact of compounding gender imbalances and inequities in the labour market. The share of total labour income earned by women is obtained by taking the ratio of women’s income and total labour income. A global figure, for example, is obtained by dividing 0.51 (the ratio of women’s income and men’s income) by 1+0.51 (total labour income).



**12** TOTAL INDICATORS

**0** GENDER-SPECIFIC INDICATORS

## Ongoing gender barriers limit women's roles in science, technology and innovation – patterns already evident as AI takes off

Science, technology and innovation are radically transforming how people live, socialize, pay their bills, order food, study and work. These advances have increased human connectivity but also raise concerns about individual security, rights and freedoms. Women, in particular, face heightened risks of technology-facilitated violence. Further, while some countries are at the forefront of machine learning, big data and artificial intelligence (AI), others grapple with insufficient digital infrastructure and broadband connectivity. In 2022, 2.7 billion people still lacked Internet access. Penetration was lowest in the least developed and landlocked developing countries, where 36.1 and 36.4 per cent of people used the Internet in 2022, respectively. This disparity threatens to widen inequalities across and within countries. An ever-expanding technology and information divide will push groups that are already disadvantaged even further behind, including women and girls in rural poor households and from marginalized communities.

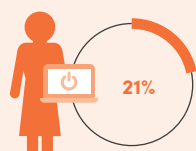
The latest global data confirm ongoing challenges preventing women from equally engaging in dynamic and innovative economic sectors. Women are two times less likely than men to know a computer programming language, based on data from 62 countries and areas with data from 2017 or later. In 2022, inventors listed on international patent applications were 5 times less likely to be female than male. In 2020, women held only one in three research positions worldwide and only one in five science, technology, engineering and math (STEM) jobs. Their absence in the emerging AI industry has already had an adverse impact on how well this technology supports women and responds to their needs. Facial and voice recognition systems, for example, predominantly designed by men, are more adept at recognizing male voices and lighter-skinned male faces; darker-skinned females are the most misclassified group. Challenging social biases, increasing women's education and expanding women's participation in STEM are all vital to transforming information and technology so that it works for gender equality. In support of transformational change, the 66th session of the Commission on the Status of Women in 2022 has called for targeted measures to address the growing digital divide, including policies that promote universal digital learning and literacy and policies that support women's equal participation in senior management positions.

**FIGURE 8**

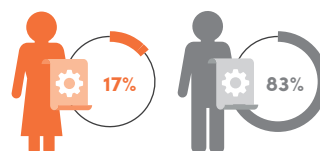
### Participation of women in research and STEM fields remains far from parity



Only  
**1 in 3**  
researchers is a  
**WOMAN**



Women hold less than  
**25%**  
of **SCIENCE, ENGINEERING**  
and **ICT JOBS** globally



A mere **17%**  
of inventors in **INTERNATIONAL**  
**PATENTS** were women,  
compared to **83%** men



Women are **2X**  
less likely than men  
to know how to write a  
**COMPUTER PROGRAMME**

Sources: UNESCO's [database of female researchers as a percentage of total researchers, in headcounts](#); ILO's [database of employment by sex and occupation](#); WIPO, 2023; United Nations, 2023, [Global SDG Indicators Database](#).



**14** TOTAL INDICATORS

**2** GENDER-SPECIFIC INDICATOR

## Gender discrimination comes in many forms and remains commonplace, undermining human rights

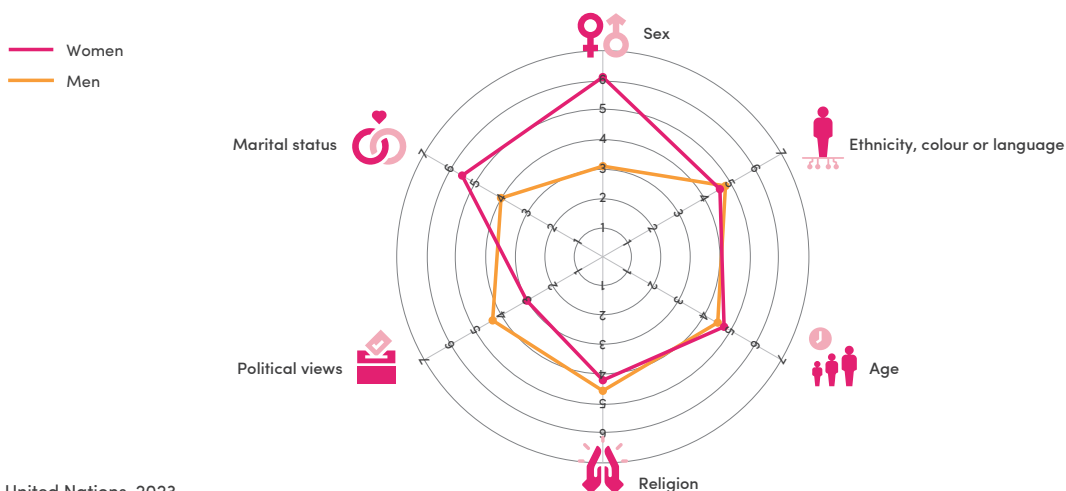
States have a duty to promote and protect the human rights of all persons, without discrimination. This includes all women and girls, irrespective of their race/ethnicity, marital status, disability, HIV status, migration, religion, age or income, as well as persons with diverse sexual orientations, gender identities, gender expressions or sex characteristics (SOGIESC). Despite commitments to tackle prejudice and discrimination, these remain commonplace. Globally, one in six people has experienced discrimination in some form. Racial discrimination, rooted in factors such as ethnicity, skin colour or language, is among the most prevalent grounds of discrimination faced by both women and men. HIV-related stigma and discrimination is also pervasive. According to latest available data, up to 21 per cent of people living with HIV reported being denied health care in the past 12 months and up to 26 per cent of women living with HIV reported HIV treatment was conditional on taking contraceptives.

Women are twice as likely as men to report discrimination based on sex and almost twice as likely to experience discrimination based on marital status. Other widespread forms of discrimination include those linked to sexual orientation. Legal reforms in 33 countries have ushered in marriage equality for same-sex couples. But in 64 countries discriminatory laws still criminalize private, consensual same-sex sexual acts. Despite a mounting need to provide refuge to individuals caught in increasingly dangerous and hostile contexts, only 37 countries formally grant asylum to persons who have experienced discrimination based on SOGIESC.

Strengthening human rights protections for marginalized groups of women and girls is essential to achieve Goal 10. This includes enacting and enforcing laws that explicitly prohibit discrimination, ensuring equal access to rights, services and opportunities, and providing targeted social services and support programmes responding to the specific needs of marginalized groups of women and girls.

**FIGURE 9**

### Proportion of the population experiencing discrimination, by selected grounds and sex, 2015–2022 (percentage)



Sources: [United Nations, 2023](#).

**11** SUSTAINABLE CITIES AND COMMUNITIES

**15** TOTAL INDICATORS

**3** GENDER-SPECIFIC INDICATORS

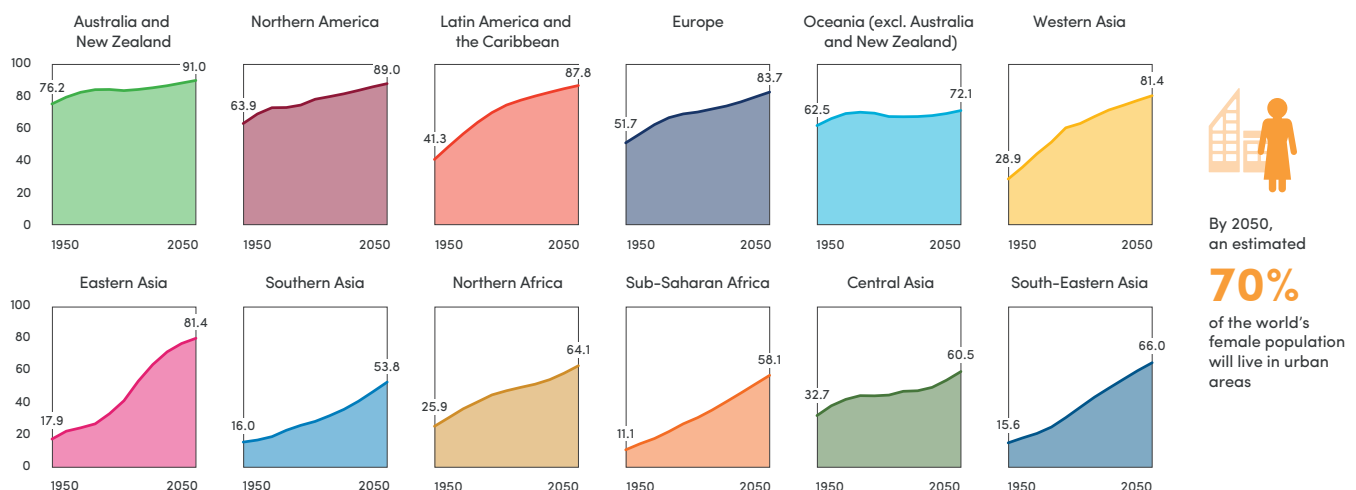
## Urban areas are growing fast but without sufficient attention to women’s specific risks and needs for services

By 2050, an estimated 70 per cent of the world’s female population (3.3 billion women and girls) will live in urban areas. If current trends continue, one-third (1.05 billion women and girls) will reside in slums or informal settlements, or experience inadequate housing. Characterized by a lack of tenure security, substandard housing construction, limited transportation and communications infrastructure, and poor connections to essential services, these areas are especially vulnerable to disasters such as floods, landslides and fires. A study in India found that women in poor urban areas died at greater rates than men during coastal disasters. They were trapped in unsafe areas by poor home construction and narrow streets, and bore greater responsibility for dependents, among other issues. Addressing the many challenges of slums and slum-like settings requires public and private investment, estimated at \$6 trillion globally. But this has not been prioritized.

Women with disabilities, comprising an estimated 18 per cent of the female population, face even greater concerns from infringements on their rights to adequate housing and accessible public spaces. A recent 2022 study revealed that only 27 per cent of countries and areas (52 out of 190) explicitly protect and promote the rights of women with disabilities and an even smaller number (32 out of 52) takes the perspective that disability is caused not by a person’s impairment or difference but by the environmental barriers that restrict the life choices and opportunities of persons with disabilities. Incorporating universal design principles in urban planning from the onset and adequately resourcing regular maintenance will ensure cities are accessible, inclusive and respectful of the rights and needs of all persons, including those with disabilities. The uneven spatial distribution of public resources and services which has directly contributed to inequality and the exclusion of historically marginalized communities, must also be addressed.

**FIGURE 10**

### Population living in urban areas, 1950–2050 projections (percentage)



By 2050, an estimated

**70%**

of the world’s female population will live in urban areas

Source: United Nations, 2018.



**45** TOTAL INDICATORS

**1** GENDER-SPECIFIC INDICATOR

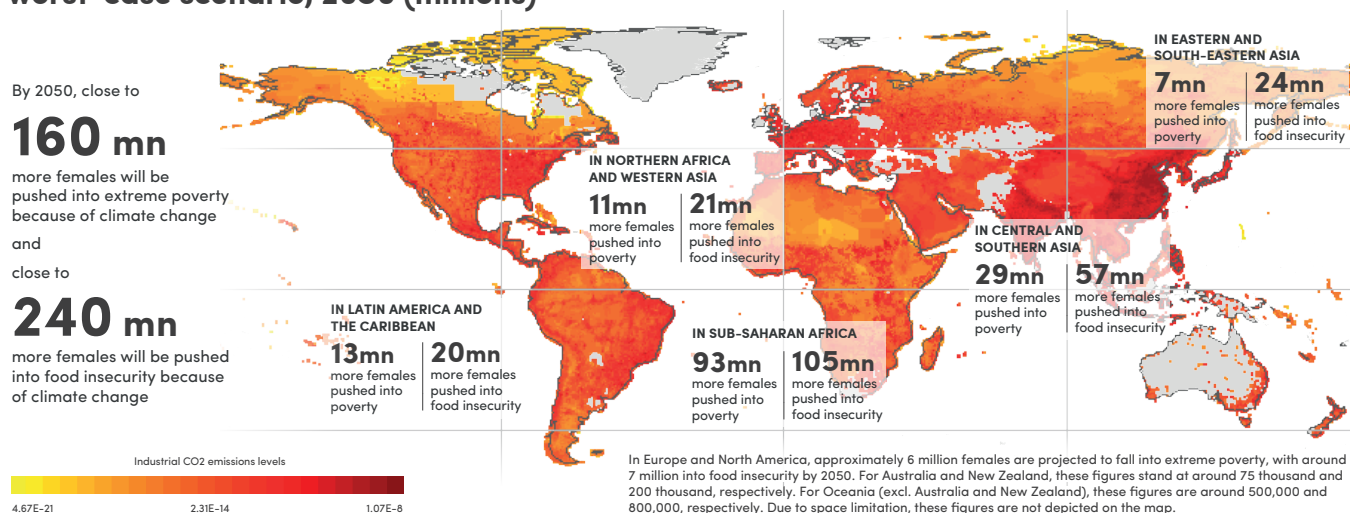
## Soaring temperatures put hundreds of millions more women and girls at risk of poverty and food insecurity

Climate change is making meteorological hazards more frequent, severe and, ultimately, more destructive. Between 2000 and 2019, flooding events globally reportedly caused \$650 billion in economic losses, affecting 1.7 billion people and resulting in over 100,000 deaths. Temperatures are at an all-time high; July 2023 was an estimated 1.5°C warmer than the average for 1850 to 1900. Gaps in infrastructure and preparedness and the pervasiveness of inequality and social vulnerability make climate impacts particularly deadly for the world’s poorest people. If unchecked, climate change will significantly increase women’s vulnerability to poverty and hunger, undermining hard-won development gains.

Globally, by mid-century, under a worst-case climate scenario, climate change may push up to 158.3 million more women and girls into poverty (16 million more than the total number of men and boys). Food insecurity is projected to increase by as much as 236 million more women and girls, compared to 131 million more men and boys. Investments in a comprehensive SDG stimulus package would help to mitigate this effect, reducing the number of women falling into extreme poverty from 158.3 million to 43.3 million. But the impact will still be less than what could be achieved if the world abates climate change now, before it gets exponentially worse. A recent review of national climate action plans, known as nationally determined contributions, found that only 55 have specific climate adaptation measures referring to gender equality and only 23 recognize women as agents of change in accelerating progress on climate commitments. Multisectoral plans and efforts to respond to climate change must prioritize women and girls most at risk. A lot more is also needed in the areas of conservation, disaster preparedness, adaptation and resilience, including expanding women’s access to quality health, education, economic opportunities and information.

**FIGURE 11**

### Projected impacts of climate change on poverty and food insecurity among women and girls, worst-case scenario, 2050 (millions)



Source: UN Women and Pardee Center for International Futures, using the International Futures modelling platform 2023.

Note: The carbon emissions presented in the map are for combustion and processing industries for Representative Concentration Pathway 6.0, which corresponds to an average 2.2°C increase in global temperature by 2100. For further details, see Table 2.1 in IPCC, 2023.



**24** TOTAL INDICATORS

**7** GENDER-SPECIFIC INDICATORS

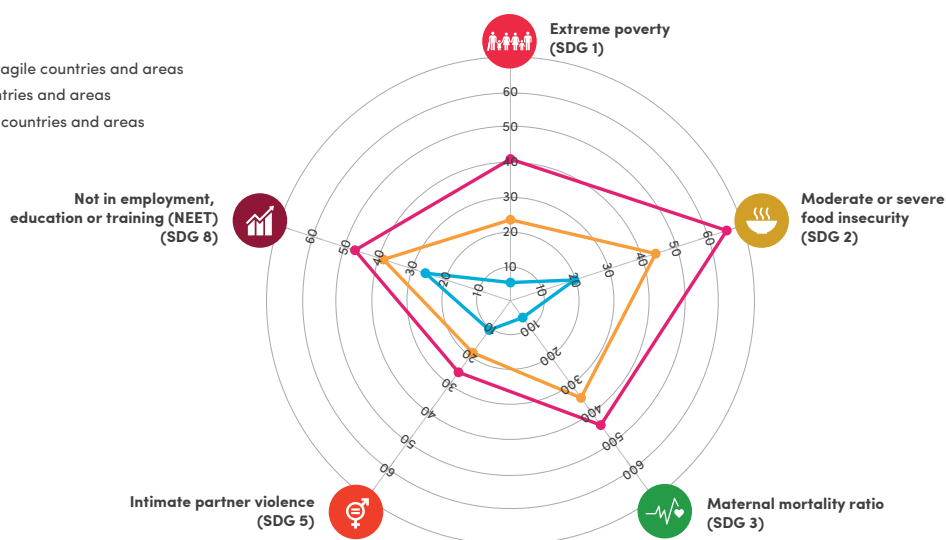
## The number of women and girls in conflict-affected contexts has risen by 50 per cent, opening the door to protracted low development and catastrophic consequences across generations

War, organized violence and armed conflict are the antithesis of sustainable development. Their consequences are multifaceted and catastrophic. They destroy lives, displace people and devastate infrastructure, including buildings, roads, bridges, schools and hospitals. A cycle of low human development inevitably follows, with women and girls almost always among those most affected. In Yemen, an estimated 76 per cent of internally displaced people are women and children. Nearly 20 per cent of displaced households are headed by females under age 18. Rebuilding and healing can take multiple generations and requires a gender-focused approach. Women must be equal partners in peacebuilding.

Despite promises made under SDG 16, armed conflicts are escalating around the world. A shocking 614 million women and girls lived in conflict-affected contexts in 2022, 50 per cent higher than in 2017. Women and girls in such settings face acute poverty, food insecurity and an elevated risk of violence, including domestic violence. Their prospects for education and employment are severely constrained. In 2023, women and girls in extremely fragile countries and areas are 7.7 times more likely than those in other contexts to live on less than \$2.15 a day. Food insecurity rates for women and girls in extremely fragile places are much higher (64.8 per cent) than those in fragile and non-fragile settings (43.5 and 19.2 per cent, respectively). Intimate partner violence is 2.4 times higher in extremely fragile contexts compared to non-fragile settings.

**FIGURE 12**

### Select SDG outcomes among women and girls by country fragility status, 2012–2023



Source: UN Women calculations from IHME, ILOSTAT, Pardee, UN Women and UNDP, 2023. Estimates and projections of poverty by sex and age and food insecurity are forthcoming in WHO, 2023.  
 Note: The country fragility status is based on the OECD State of Fragility 2022 report, which characterizes countries and areas as extremely fragile and fragile. Based on a sample of 183 countries and areas.





**24** TOTAL INDICATORS

**0** GENDER-SPECIFIC INDICATORS

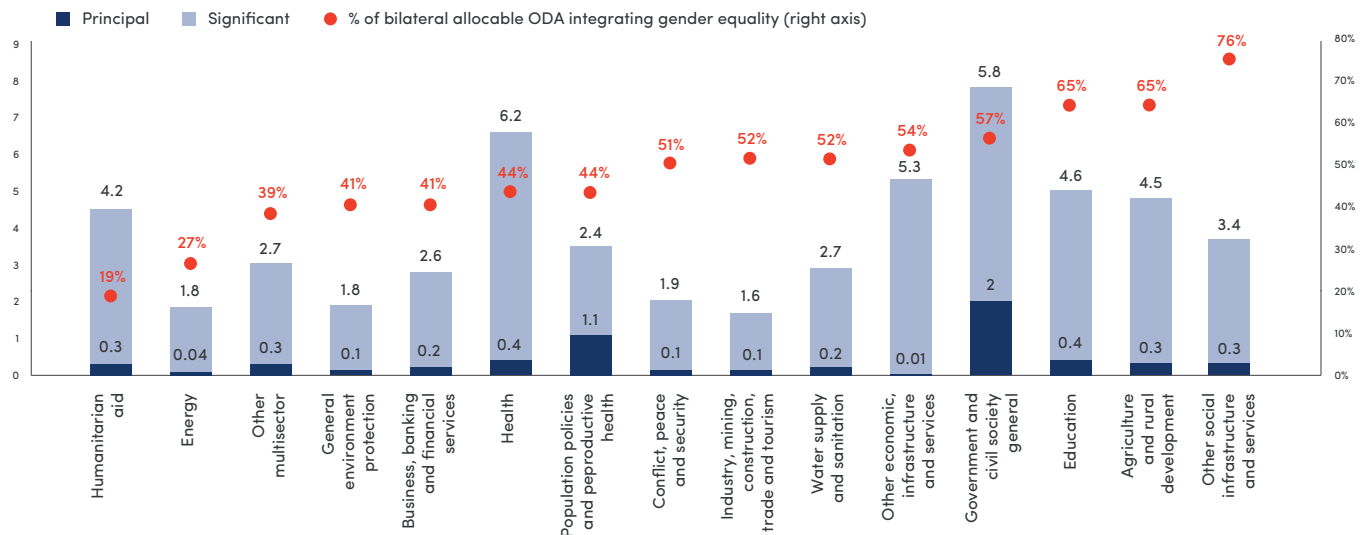
### An urgent boost in finance is needed where gender equality lags furthest behind

Stronger international cooperation, especially to finance gender equality and women’s empowerment, is imperative to achieve lasting, transformative changes for women and girls, and to combat the multiple, interlinked global crises that put their lives and well-being at risk. Halfway to 2030, bilateral aid prioritizing gender equality is inadequate, unpredictable, and inconsistently distributed among countries characterized by large gender gaps and low levels of women’s empowerment. At an aggregate level, aid for programmes dedicated to gender equality and women’s empowerment as the principal objective amounted to \$5.7 billion per year in 2020–2021, or a mere 4 per cent of total bilateral aid, a notable decrease from 5 per cent in previous years. Across sectors, few resources are allocated to gender equality as a principal objective, but total funding to gender equality is particularly low in humanitarian aid and in the energy sector.

Strengthening domestic resources in support of gender equality is imperative and can gain political and technical momentum through gender-responsive budgeting. Globally, however, only one in four countries has comprehensive systems to track resources allocated to gender equality and women’s empowerment. Where these systems do exist, they support efforts to cost, allocate and spend resources to effectively implement national gender equality laws and policies. In Serbia, for example, gender-responsive budgeting uncovered a funding gap in provincial agriculture, water management and forestry budgets. This underlined the need for more resources to meet a planned objective to support women in organic agriculture, greenhouse production, flower growing and beekeeping. The result was a modified allocation and increased financial subsidies to women in an important sector of the economy.

**FIGURE 13**

### Volume and share of ODA with gender equality and women’s empowerment as a policy objective, by sector, 2020–2021 average (\$ billion and percentage)



Source: [OECD, 2023](#).  
Notes: For a full list of relevant notes and definitions see [OECD, 2023](#).




# **SDG 5 TRACKER: CHARTING THE WAY FORWARD**

## Halfway to 2030, progress on SDG 5 is way off track despite being fundamental to realizing the 2030 Agenda

The SDG 5 tracker evaluates progress on the 9 targets and 18 indicators and sub-indicators of SDG 5. Two measures of progress are included: a level assessment, which gauges the current level of achievement on a given target/indicator, and a trend assessment, which measures the pace of progress from a baseline year to the current level, and the distance from the target if applicable. Some improvements in data coverage, especially more data on indicators 5.a.1 and 5.a.2 related to land rights, have boosted data availability on SDG 5 to 56 per cent, up from 47 per cent in 2022. But data gaps remain pervasive, including from an intersectional perspective, rendering the realities of millions of women and girls invisible. As a result,

a global assessment is available for only 14 out of 18 indicators and sub-indicators.

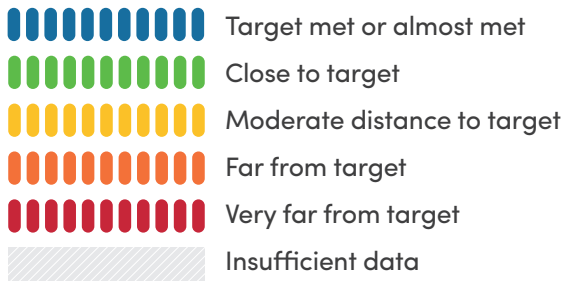
Halfway through the 2030 Agenda for Sustainable Development, the world is failing to achieve gender equality, making it an increasingly distant goal. None of Goal 5 indicators and sub-indicators are at “target met or almost met”, 2 are “close to target”, 8 are at a “moderate distance to target”, 4 are “far or very far from target” and 4 lack sufficient data to assess at global level. No country is within reach of eradicating intimate partner violence (indicator 5.2.1) and only 27 countries have comprehensive systems to track and make budgetary allocations for gender equality and



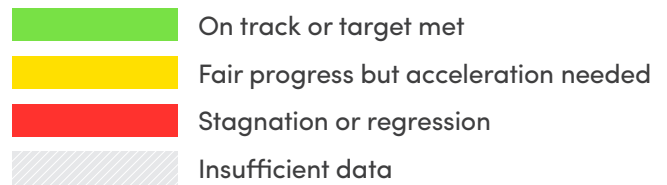
women’s empowerment (indicator 5.c.1). The world is at a moderate distance to the target for achieving legal frameworks that promote, enforce and monitor gender equality. Much more action is needed to deliver all 2030 Agenda promises to women and girls, in all their diversity. Recent setbacks, particularly among women and girls living in fragile or conflict-affected

countries, and growing vulnerability brought on by human-induced climate change, are worsening the outlook. Empowering interventions that are comprehensive, well-resourced and target gender inequality as a priority can make a substantial difference. These are indispensable and urgent at the midpoint of the global goals.


**Level assessment**



**Trend assessment (if available)**



Targets and indicators	World	Sub-Saharan Africa	Northern Africa and Western Asia
<p><b>5.2.2</b> Sexual violence against women and girls</p>	<p>Level </p> <p>Trend </p>	<p>Level </p> <p>Trend </p>	<p>Level </p> <p>Trend </p>
<b>Target 5.3</b>			
<p><b>5.3.1</b> Child marriage among women and girls</p>	<p>Level </p> <p>Trend </p>	<p>Level </p> <p>Trend </p>	<p>Level </p> <p>Trend </p>
<p><b>5.3.2</b> Female genital mutilation</p>	<p>Level </p> <p>Trend </p>	<p>Level </p> <p>Trend </p>	<p>Level </p> <p>Trend </p>
<b>Target 5.4</b>			
<p><b>5.4.1</b> Ratio of unpaid domestic and care work, by sex</p>	<p>Level </p> <p>Trend </p>	<p>Level </p> <p>Trend </p>	<p>Level </p> <p>Trend </p>
<b>Target 5.5</b>			
<p><b>5.5.1</b> Proportion of seats held by women in (a) national parliaments</p>	<p>Level </p> <p>Trend </p>	<p>Level </p> <p>Trend </p>	<p>Level </p> <p>Trend </p>
<p><b>5.5.1</b> Proportion of seats held by women in (b) local governments</p>	<p>Level </p> <p>Trend </p>	<p>Level </p> <p>Trend </p>	<p>Level </p> <p>Trend </p>
<p><b>5.5.2</b> Women in managerial positions</p>	<p>Level </p> <p>Trend </p>	<p>Level </p> <p>Trend </p>	<p>Level </p> <p>Trend </p>
<b>Target 5.6</b>			
<p><b>5.6.1</b> Proportion of women and girls who make informed decisions on reproductive health</p>	<p>Level </p> <p>Trend </p>	<p>Level </p> <p>Trend </p>	<p>Level </p> <p>Trend </p>
<p><b>5.6.2</b> Laws on equal access to reproductive health, information and education</p>	<p>Level </p> <p>Trend </p>	<p>Level </p> <p>Trend </p>	<p>Level </p> <p>Trend </p>



Targets and indicators	World	Sub-Saharan Africa	Northern Africa and Western Asia
<b>Target 5.a</b>			
<b>5.a.1</b> Ownership or secure rights over agricultural land, by sex	Level Trend	Level Trend	Level Trend
<b>5.a.2</b> Laws that guarantee equal land rights	Level Trend	Level Trend	Level Trend
<b>Target 5.b</b>			
<b>5.b.1</b> Women who own a mobile phone	Level Trend	Level Trend	Level Trend
Men who own a mobile phone	Level Trend	Level Trend	Level Trend
<b>Target 5.c</b>			
<b>5.c.1</b> Countries with system to track gender equality	Level Trend	Level Trend	Level Trend

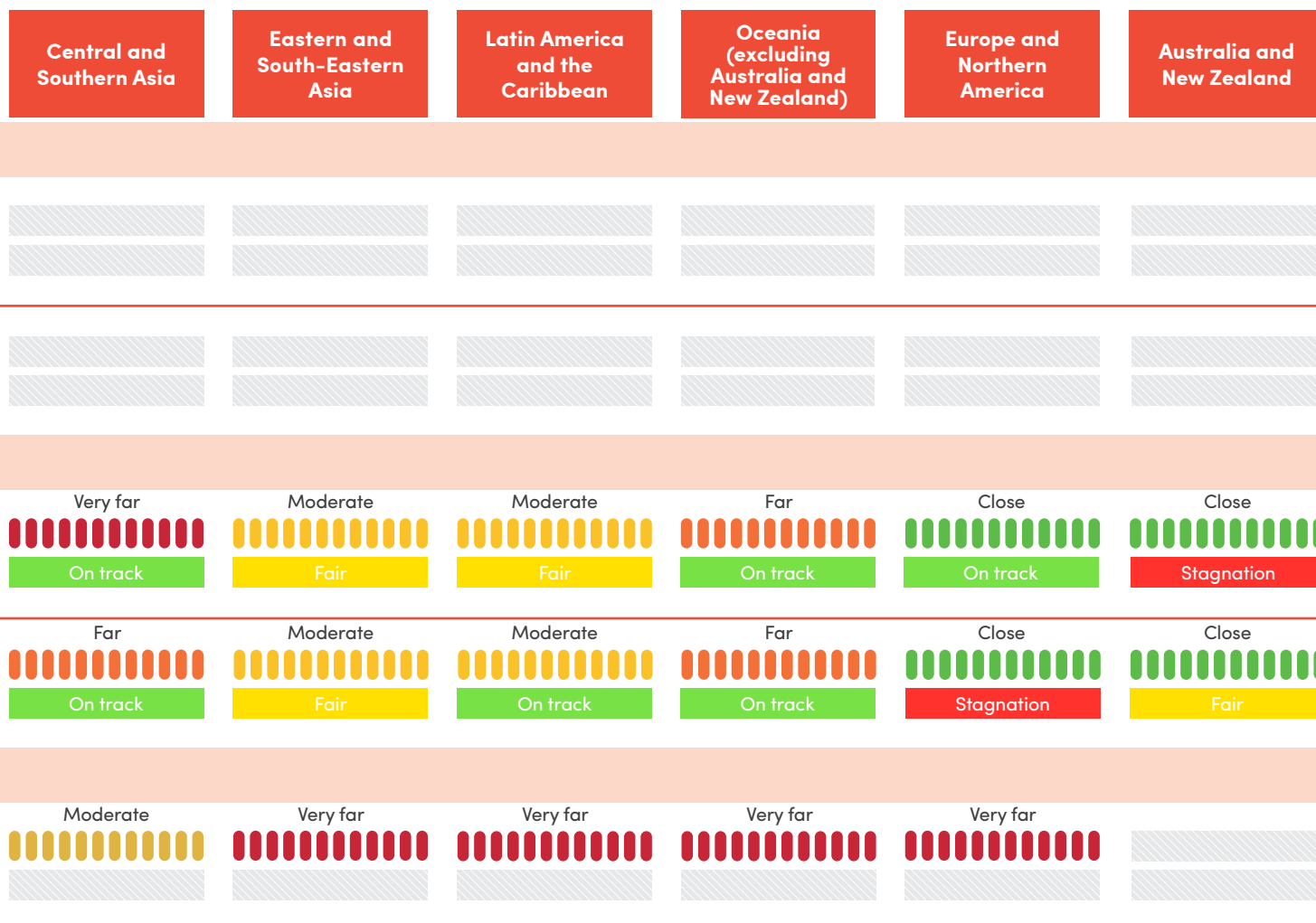
Sources: UN Women and United Nations Statistics Division, based on the latest available data and estimates as of 2023 provided by: United Nations Department of Economic and Social Affairs, Food and Agriculture Organization, International Labour Organization, Inter-Parliamentary Union, International Telecommunication Union, International Union for Conservation of Nature, United Nations Children’s Fund, United Nations Educational, Scientific and Cultural Organization, United Nations Population Fund, UN Women and World Health Organization.

Notes: Official SDG indicator names have been condensed for the purposes of this depiction given space limitations. Global and regional averages as reported in The Sustainable Development Goals Report 2023 Statistical Annex and the UN SDG Indicator database, unless otherwise specified. For full indicator names and descriptions, see list of gender-specific indicators below. SDG 5 has 14 official indicators but 18 are assessed in the tracker given 5.1.1 and 5.5.1 have multiple sub indicators.

5.2.1: The average for World is based on 157 countries with 90 per cent population coverage, Sub-Saharan Africa is based on 39 countries and 94 per cent population coverage, Latin America and the Caribbean is based on 26 countries and 99 per cent population coverage, Oceania (excluding Australia and New Zealand) is based on 9 countries and 96 per cent population coverage and Australia and New Zealand is based on 2 countries and 100 per cent population coverage.

5.3.1: Covers women aged 20–24 years who were married or in a union before age 18. Trend assessment uses a baseline year 2002 or later and is calculated as per UN Progress chart 2023 technical note. The average for “World” is based on 103 countries with 78 per cent population coverage, Sub-Saharan Africa is based on 35 countries with 89 per cent population coverage, Northern Africa and Western Asia is based on 7 countries with 56 per cent population coverage, Central and Southern Asia is based on 12 countries with 97 per cent population coverage, Latin America and the Caribbean is based on 16 countries with 58 per cent population coverage, and Oceania (excluding Australia and New Zealand) is based on 7 countries with 96 per cent population coverage.

5.3.2: The average for Sub-Saharan Africa is based on 25 countries with 69 per cent population coverage. The average for Northern Africa and Western Asia covers Northern Africa only (2 countries and 65 per cent population coverage). Data coverage is limited for Western Asia and other remaining regions, where the practice is marginal. Trend assessment uses a baseline year 2001 or later and is calculated as per UN Progress chart 2023 technical note.



5.4.1: Simple averages of the female-to-male ratio of time spent in unpaid care and domestic work for 93 countries based on the latest available data in the Global SDG Indicator Database (2001 or later). Data for India were added using the 2019 time use survey report and for Madagascar using the ILO 2018 care report. Regional aggregates are presented only if 50 per cent of countries and/or 66 per cent of the region's population are covered. The indicator is applicable in 167 countries with elected deliberative bodies of local government.

5.5.1(a): Trend assessment uses a baseline year 2000 or later and is calculated as per the [UN progress chart 2023 technical note](#).

5.5.1(b): 141 countries in the world are covered. Trend assessment uses a baseline year 2007 or later and is calculated as per the [UN progress chart 2023 technical note](#).

5.5.2: Trend assessment uses a baseline year 2000 or later and is calculated as per the [UN progress chart 2023 technical note](#).

5.6.1: The average for the world is based on 68 countries with 46 per cent population coverage. Sub-Saharan Africa is based on 37 countries and 96 per cent population coverage, Central and Southern Asia is based on 9 countries and 92 per cent population coverage, Eastern and South-Eastern Asia is based on 5 countries and 8 per cent population coverage, Latin America and the Caribbean is based on 7 countries and 12 per cent population coverage, and Oceania (excluding Australia and New Zealand) is based on 2 countries and 85 per cent population coverage. The average for Northern Africa and Western Asia covers Western Asia only (3 countries and 3 per cent population coverage). The average for Europe and Northern America covers Europe only (5 countries and 5 per cent population coverage).

5.b.1: Trend assessment uses a baseline year 2013 or later and is calculated as per the [UN progress chart 2023 technical note](#). As values approach 100 per cent, the growth rate is expected to slow. This is in part a reflection of the greater effort that is needed to extend coverage to hard-to-reach populations who have not already been reached. The lower growth rate as regions approach universal coverage results in a trend assessment of stagnation in some regions such as in Australia and New Zealand and Europe and Northern America.

5.c.1: The data represent information as reported by countries over the period from 2018 to 2021. For Northern Africa and Western Asia, the regional average should be interpreted with caution as coverage is for less than 50 per cent of the countries in the region. No regional aggregate for Australia and New Zealand is available.

# LIST OF GENDER-SPECIFIC INDICATORS

## Goal 1. End poverty in all its forms everywhere

### Gender-specific indicators (5)

**1.1.1** Proportion of the population living below the international poverty line by sex, age, employment status and geographic location (urban/rural)

**1.2.1** Proportion of population living below the national poverty line, by sex and age

**1.2.2** Proportion of men, women and children of all ages living in poverty in all its dimensions according to national definitions

**1.3.1** Proportion of population covered by social protection floors/systems, by sex, distinguishing children, unemployed persons, older persons, persons with disabilities, pregnant women, newborns, work-injury victims and the poor and the vulnerable

**1.4.2** Proportion of total adult population with secure tenure rights to land, (a) with legally recognized documentation, and (b) who perceive their rights to land as secure, by sex and type of tenure

## Goal 2. End hunger, achieve food security and improved nutrition and promote sustainable agriculture

### Gender-specific indicators (2)

**2.2.3** Prevalence of anaemia in women aged 15 to 49 years, by pregnancy status (percentage)

**2.3.2** Average income of small-scale food producers, by sex and indigenous status

## Goal 3. Ensure healthy lives and promote well-being for all at all ages

### Gender-specific indicators (6)

**3.1.1** Maternal mortality ratio

**3.1.2** Proportion of births attended by skilled health personnel

**3.3.1** Number of new HIV infections per 1,000 uninfected population, by sex, age and key populations

**3.7.1** Proportion of women of reproductive age (aged 15–49 years) who have their need for family planning satisfied with modern methods

**3.7.2** Adolescent birth rate (aged 10–14 years; aged 15–19 years) per 1,000 women in that age group

**3.8.1** Coverage of essential health services

## Goal 4. Ensure inclusive and equitable quality education and promote lifelong learning opportunities for all

### Gender-specific indicators (8)

**4.1.1** Proportion of children and young people (a) in grades 2/3; (b) at the end of primary; and (c) at the end of lower secondary achieving at least a minimum proficiency level in (i) reading and (ii) mathematics, by sex

**4.2.1** Proportion of children aged 24–59 months who are developmentally on track in health, learning and psychosocial well-being, by sex



**4.2.2** Participation rate in organized learning (one year before the official primary entry age), by sex

**4.3.1** Participation rate of youth and adults in formal and non-formal education and training in the previous 12 months, by sex

**4.5.1** Parity indices (female/male, rural/urban, bottom/top wealth quintile and others such as disability status, indigenous peoples and conflict-affected, as data become available) for all education indicators on this list that can be disaggregated

**4.6.1** Proportion of population in a given age group achieving at least a fixed level of proficiency in functional (a) literacy and (b) numeracy skills, by sex

**4.7.1** Extent to which (i) global citizenship education and (ii) education for sustainable development are mainstreamed in (a) national education policies; (b) curricula; (c) teacher education; and (d) student assessment

**4.a.1** Proportion of schools offering basic services, by type of service

## Goal 5. Achieve gender equality and empower all women and girls

### Gender-specific indicators (14)

**5.1.1** Whether or not legal frameworks are in place to promote, enforce and monitor equality and non-discrimination on the basis of sex

**5.2.1** Proportion of ever-partnered women and girls aged 15 years and older subjected to physical, sexual or psychological violence by a current or former intimate partner in the previous 12 months, by form of violence and by age

**5.2.2** Proportion of women and girls aged 15 years and older subjected to sexual violence by persons other than an intimate partner in the previous 12 months, by age and place of occurrence

**5.3.1** Proportion of women aged 20–24 years who were married or in a union before age 15 and before age 18

**5.3.2** Proportion of girls and women aged 15–49 years who have undergone female genital mutilation, by age

**5.4.1** Proportion of time spent on unpaid domestic and care work, by sex, age and location

**5.5.1** Proportion of seats held by women in (a) national parliaments and (b) local governments

**5.5.2** Proportion of women in managerial positions

**5.6.1** Proportion of women aged 15–49 years who make their own informed decisions regarding sexual relations, contraceptive use and reproductive health care

**5.6.2** Number of countries with laws and regulations that guarantee full and equal access to women and men aged 15 years and older to sexual and reproductive health care, information and education

**5.a.1** (a) Proportion of total agricultural population with ownership or secure rights over agricultural land, by sex; and (b) share of women among owners or rights-bearers of agricultural land, by type of tenure

**5.a.2** Proportion of countries where the legal framework (including customary law) guarantees women's equal rights to land ownership and/or control

**5.b.1** Proportion of individuals who own a mobile telephone, by sex

**5.c.1** Proportion of countries with systems to track and make public allocations for gender equality and women's empowerment

## Goal 6. Ensure availability and sustainable management of water and sanitation for all

No gender-specific indicators

## Goal 7. Ensure access to affordable, reliable, sustainable and modern energy for all

No gender-specific indicators

## Goal 8. Promote sustained, inclusive and sustainable economic growth, full and productive employment and decent work for all

### Gender-specific indicators (6)

8.3.1 Proportion of informal employment in total employment, by sector and sex

8.5.1 Average hourly earnings of employees, by sex, age, occupation and persons with disabilities

8.5.2 Unemployment rate, by sex, age and persons with disabilities

8.7.1 Proportion and number of children aged 5–17 years engaged in child labour, by sex and age

8.8.1 Fatal and non-fatal occupational injuries per 100,000 workers, by sex and migrant status

8.8.2 Level of national compliance with labour rights (freedom of association and collective bargaining) based on International Labour Organization (ILO) textual sources and national legislation, by sex and migrant status

## Goal 9. Build resilient infrastructure, promote inclusive and sustainable industrialization and foster innovation

No gender-specific indicators

## Goal 10. Reduce inequality within and among countries

### Gender-specific indicator (2)

10.2.1 Proportion of people living below 50 per cent of median income, by sex, age and persons with disabilities

10.3.1 Proportion of population reporting having personally felt discriminated against or harassed in the previous 12 months on the basis of a ground of discrimination prohibited under international human rights law

## Goal 11. Make cities and human settlements inclusive, safe, resilient and sustainable

### Gender-specific indicators (3)

11.2.1 Proportion of population that has convenient access to public transport, by sex, age and persons with disabilities

11.7.1 Average share of the built-up area of cities that is open space for public use for all, by sex, age and persons with disabilities

11.7.2 Proportion of persons victim of physical or sexual harassment, by sex, age, disability status and place of occurrence, in the previous 12 months

## Goal 12. Ensure sustainable consumption and production patterns

No gender-specific indicators

## Goal 13. Take urgent action to combat climate change and its impacts

### Gender-specific indicators (1)

13.3.1 Extent to which (i) global citizenship education and (ii) education for sustainable development are mainstreamed in (a) national education policies; (b) curricula; (c) teacher education; and (d) student assessment

## Goal 14. Conserve and sustainably use the oceans, seas and marine resources for sustainable development

No gender-specific indicators

## Goal 15. Protect, restore and promote sustainable use of terrestrial ecosystems, sustainably manage forests, combat desertification, and halt and reverse land degradation and halt biodiversity loss

No gender-specific indicators

## Goal 16. Promote peaceful and inclusive societies for sustainable development, provide access to justice for all and build effective, accountable and inclusive institutions at all levels

### Gender-specific indicators (7)

**16.1.1** Number of victims of intentional homicide per 100,000 population, by sex and age

**16.1.2** Conflict-related deaths per 100,000 population, by sex, age and cause

**16.2.2** Number of victims of human trafficking per 100,000 population, by sex, age and form of exploitation

**16.2.3** Proportion of young women and men aged 18–29 years who experienced sexual violence by age 18

**16.7.1** Proportions of positions in national and local public institutions, including (a) the legislatures; (b) the public service; and (c) the judiciary, compared to national distributions, by sex, age, persons with disabilities and population groups

**16.7.2** Proportion of population who believe decision-making is inclusive and responsive, by sex, age, disability and population group

**16.b.1** Proportion of population reporting having personally felt discriminated against or harassed in the previous 12 months on the basis of a ground of discrimination prohibited under international human rights law

## Goal 17. Strengthen the means of implementation and revitalize the Global Partnership for Sustainable Development

No gender-specific indicators

**Total**

**Total indicators: 231**

**Gender-specific indicators: 52**

Note: The total number of indicators listed in the global indicator framework is 248. However, since some indicators repeat under different targets, the actual number of unique indicators is 231. Similarly, the total number of gender-specific indicators listed above is 54, but the total number of unique gender-specific indicators is 52.



## PROGRESS ON THE SUSTAINABLE DEVELOPMENT GOALS THE GENDER SNAPSHOT 2023

“Progress on the Sustainable Development Goals: The gender snapshot 2023” is the latest edition in the annual series produced by UN Women and UNDESA. The report presents the latest evidence on gender equality across all 17 Goals, including prevailing trends and gaps on the road to 2030. Recent setbacks, particularly among women and girls living in fragile or conflict-affected countries, and growing vulnerability brought on by human-induced climate change, are worsening the outlook of making gender equality a reality by 2030. With only 7 years remaining, much more action is needed to substantially accelerate progress and keep the promise made to women and girls.

The report calls for an integrated and holistic approach to advancing gender equality, including via greater multistakeholder collaboration and targeted and sustained funding in support of the gender equality agenda. Failure to scale up and invest in gender equality now will place the entire 2030 Agenda for Sustainable Development in peril.



220 East 42nd Street  
New York, NY 10017, USA  
Tel: 646-781-4400  
Fax: 646-781-4444  
[unwomen.org](http://unwomen.org)  
[facebook.com/unwomen](https://facebook.com/unwomen)  
[twitter.com/un\\_women](https://twitter.com/un_women)  
[youtube.com/unwomen](https://youtube.com/unwomen)  
[flickr.com/unwomen](https://flickr.com/unwomen)



**United Nations**

Department of  
Economic and  
Social Affairs

Statistics Division,  
UN Department of Economic  
and Social Affairs  
[unstats.un.org](http://unstats.un.org)  
[unstats.un.org/sdgs](http://unstats.un.org/sdgs)  
[twitter.com/UNStats](https://twitter.com/UNStats)